



**RETAILER GUIDE / 2012**





ROAD  
016

026	RACE PERFORMANCE	074	TRIATHLON	098	CYCLOCROSS
032	Madone 6 Series & SSL	082	Speed Concept 9 Series	102	Cronus CX
042	Madone 5 Series	088	Speed Concept 7 Series	105	Ion
048	Madone 4 Series	095	Speed Concept 2 Series	108	Lane
054	SPORT			110	TOURING
058	Madone 3 Series			111	520
062	2&1 Series				
069	Lexa				

MOUNTAIN  
112

132	SINGLETRACK TRAIL	172	GRAVITY	222	SPORT
136	Fuel EX	180	Session	226	4 Series
145	Lush	184	Ticket	230	3 Series
150	Rumblefish			236	29er Sport Hardtails
154	TECHNICAL TRAIL	188	CROSS COUNTRY	243	Skye
158	Remedy	192	Top Fuel	247	820
165	Roscoe	196	Superfly 100		
168	Slash	203	Superfly		
		210	29er Race Hardtails		
		216	9 Series		
		218	6 Series		

TOWN  
250

254	FITNESS	312	RECREATION	346	CRUISER
258	FX	316	Hybrid	349	Classic
		322	T 900	358	Calypso
274	DUAL SPORT	323	Navigator		
278	DS Series	328	Cocoa	364	KIDS
283	Neko	330	Pure		
288	URBAN UTILITY	334	RIDE+ ELECTRIC ASSIST		
292	Soho				
295	District	338	FX+		
300	Allant	340	7200+		
303	Earl	342	Valencia+		
306	Belleville	344	Transport+		
307	Atwood				
308	PDX				
310	Transport				

COLLECTIONS

010	Gary Fisher Collection	018	Project One	364	Kids
012	Women's	334	Electric Assist		

BONTRAGER  
384

386	Shoes	396	Apparel	406	Wheels
392	Saddles	402	Helmets	414	Rubber





1976



1976 - 1983



1984 - 1987



1988 - 1992



1993 - 1996



1997 - 2002




2003 - 2005



2006 - 2007



2008 -



*Greetings from Wisconsin.*

## Born in a barn. Raised on rocket science.

Trek started in 1976 with five employees in a small Wisconsin town. These days the rocket scientists at Trek outnumber our founders, and over 100 of the best engineers in the business push and perfect what a bicycle can be and do.

And we're still here in that same small town, right where it all began.



*Built in 1976. Still under warranty.*

## **This is Trek's first bike. It's still under warranty.**

We build bikes to last—and we stand behind them, forever. There are millions of original-owner Trek frames still under warranty, going all the way back to our very first model.

We'll take care of you. It's a promise with no expiration date.



*The finish line is just the beginning.*

## **We race to make bikes better.**

Racing makes us pay attention to the little things. When the difference between winning and losing is millimeters and micrograms, tiny details become huge. We race to find the small steps to big wins and big improvements.

Great athletes ride Trek, and every bike we make, for road, mountain, or town, is better because of it.





*Think globally. Bike locally.*

## Designed, built, and ridden around the world.

Different cities, different landscapes, different people. All need different things from a bike. So we design our Dutch bikes in Holland, and our Scandinavian bikes outside Copenhagen. We build our German bikes in Hartmannsdorf, and our Tour-winning Madone here in Wisconsin.

We take the best ideas the world has to offer, and turn them into the world's best bikes.



*Join us for the ride.*

## Bikes: the simple solution.

Bikes are a simple solution to complex problems. They combat climate change, ease urban congestion, build human fitness. They bring us together, allow us to escape, give us a unique point of view.

Getting more people on bikes more often will make the world happier and healthier. It's our business, our passion, our mission. We believe in bikes.



# / GARY FISHER

## Anyone who rides a bike is a friend of mine.

I'm Gary Fisher. I've been called the founding father of mountain biking. I don't know about that, but I do know this: I love bikes. Riding them, building them, making them better. 'Cross bikes, mountain bikes, town bikes. Bikes for fun, for transport, for everything. I love them all. Join me for a ride.

— Gary Fisher, aka The Man

**FISHER DREAMED. TREK UNLEASHED.**  
Gary Fisher, one of cycling's greatest icons. Trek, the best bike maker in the world. Together, we've created a collection of bikes unlike any other. Forward, thinking, forward moving. Designed with Gary's passionate, bike-loving commitment to innovation, and built with Trek's fanatical, bike-loving commitment to quality.

### / GARY FISHER COLLECTION

ROAD	MOUNTAIN	TOWN
<b>CYCLOCROSS</b>	<b>SINGLETRACK TRAIL</b>	<b>DUAL SPORT</b>
102 Cronus CX	150 Rumblefish	278 DS Series
105 Ion CX		283 Neko
108 Lane	<b>TECHNICAL TRAIL</b>	<b>URBAN UTILITY</b>
	165 Roscoe	310 Transport
	<b>CROSS COUNTRY</b>	<b>ELECTRIC ASSIST</b>
	196 Superfly 100	344 Transport+
	203 Superfly	
	210 29er Race Hardtails	
	<b>SPORT</b>	
	236 29er Sport Hardtails	





COMFORTABLE POSTURE

CONFIDENT BAR CONTROL

SADDLE COMFORT

WSD GEOMETRY

WSD GEARING

WSD IS WOMEN'S SPECIFIC DESIGN

It's Trek's approach to making the perfect ride, by making a great-fitting bike, right from the start. There's no magic recipe that makes a bike better for a woman—just attention to every single detail.

The right saddle. The right reach, bar height, and bar width. The right suspension setup for the average woman, not just the average rider. The right geometry for a better ride, right out the shop door. Your perfect ride starts here.

# / TREK WOMEN

## Your perfect ride.

WELCOME TO A WORLD WHERE THE CHOICE IS YOURS

Trek is committed to women. We sell more women's bikes each year than any other brand. You want style and variety and expect the best technology—and WSD delivers.

JOIN THE COMMUNITY

Check out Trek Women on Facebook to find out what bike-minded women are saying. Learn about great opportunities to meet others and challenge yourself at events like women-only triathlons, mountain bike clinics, the Breast Cancer Awareness Ride, and Trek Women Cycling Experience events at your local Trek retailer.

ROAD

RACE PERFORMANCE

- 032 Madone 6 Series
- 046 Madone 5 Series
- 048 Madone 4 Series

SPORT

- 061 Madone 3 Series
- 069 Lexa

TRIATHLON

- 082 Speed Concept 9 Series
- 090 Speed Concept 7 Series
- 097 Speed Concept 2 Series

MOUNTAIN

SINGLETRACK TRAIL

- 145 Lush

CROSS COUNTRY

- 218 6 Series

SPORT

- 238 Mamba
- 240 Marlin
- 243 Skye
- 249 820

TOWN

FITNESS

- 258 FX

DUAL SPORT

- 283 Neko

URBAN UTILITY

- 302 Allant

RECREATION

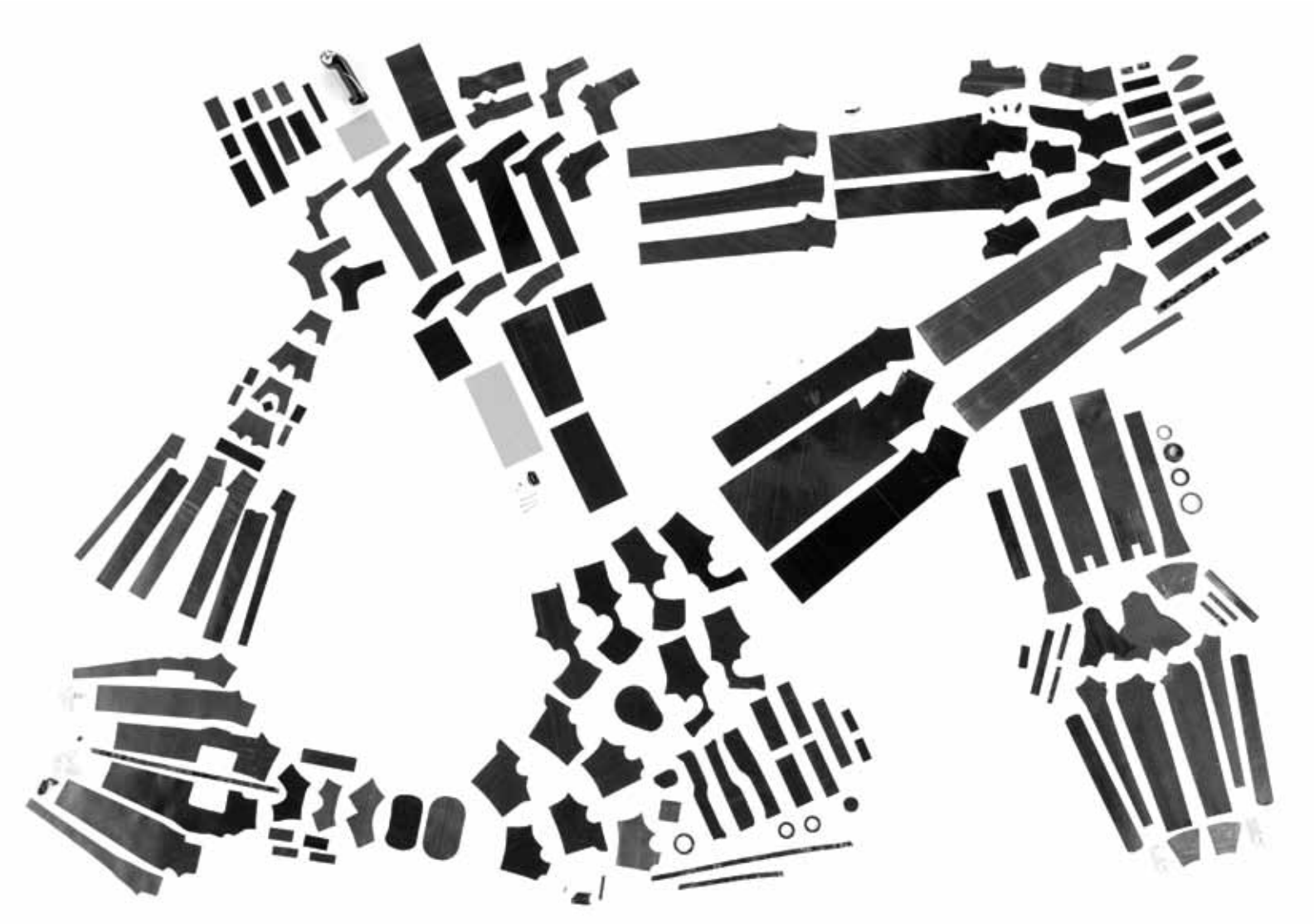
- 316 Hybrid
- 324 Navigator
- 328 Cocoa
- 330 Pure

ELECTRIC ASSIST

- 341 7200+

CRUISER

- 351 Classic
- 353 Classic Steel
- 355 Classic Steel Deluxe
- 357 Classic Steel 3 speed
- 360 Calypso Deluxe
- 362 Calypso



**It's not just  
about carbon,  
it's about  
carbon  
expertise.**

# / THE WORLD LEADER IN CARBON

## ENGINEERING CYCLING'S HISTORY

In 1991, Trek developed the first full production bicycle made from an aerospace material new to the bike industry: carbon fiber. Our carbon bike was lighter, stiffer, and stronger than anything else on the market—and it would change the course of cycling history. We'd built the world's first reliable carbon frameset, and the industry has been trying to catch up ever since.

## DEVELOPING CYCLING'S FUTURE

Trek's army of 37 carbon engineers includes 9 bona fide rocket scientists and wields 200+ years of carbon fiber development experience. We lead the industry through innovation, developing more technology every day.

## ADVANCING MATERIALS SCIENCE

We use the world's best carbon materials. But great carbon alone isn't enough—it's the foundation on which we develop better processes and engineer new technologies to make the best carbon even better, which enables ever more sophisticated bike engineering. It's a cycle of innovation that starts with the world's best materials and ends with the world's best bikes. Again and again.

## / TREK CARBON TIMELINE

### 1991

Trek engineers develop our proprietary OCLV (optimum compaction, low void) process, allowing us to produce carbon bikes with consistency and quality previously thought impossible. The age of carbon has begun.

### 1998

Trek introduces intermediate- and high-modulus carbon to the bike industry. This aerospace technology allows us to make frames strong and light enough to withstand the toughest race in the world.

### 1999

The US Postal Team is the first complete team to race all road stages of the Tour de France on full carbon bikes. It's a glimpse into the future, when all Tour teams will ride carbon.

### 2000

Trek invents the tapered carbon steerer tube, revolutionizing bike handling. Within a few years, nearly every performance bike in the world would follow suit.

### 2007

With 12 Grand Tour wins under our carbon belt, we tackle the ultimate challenge: reinventing the carbon road bike, optimizing frame design for best handling, comfort, and power transfer. The resulting flurry of engineering advancements brings about the seemingly unlikely convergence of ultrafast and ultracomfortable.

### 2010

Engineers at our US carbon facility develop the Net Molding process, shaping carbon with unprecedented precision and creating the lightest, most integrated frames the cycling world has ever seen.

### 2011

Trek takes OCLV global, applying our US facility's unequaled standards for quality, durability, and performance to every one of our global manufacturing facilities.





## / ROAD

Light, fast bikes designed to fly over pavement. For racing, or recreating, or both.

Trek started out making handcrafted road bikes. Our founding mission: build the best bikes in the world. And that's exactly what we do, from the legendary nine-time-Tour-winning Madone to our refined, affordable all-aluminum platforms. We own the road—and so can you.



### 026 RACE PERFORMANCE

- 032 Madone 6 Series & SSL
- 042 Madone 5 Series
- 048 Madone 4 Series



### 098 CYCLOCROSS

- 102 Cronus CX
- 105 Ion CX
- 108 Steel Cross



### 054 SPORT

- 058 Madone 3 Series
- 062 2&1 Series
- 069 Lexa



### 110 TOURING

- 111 520



### 074 TRIATHLON

- 082 Speed Concept 9 Series
- 088 Speed Concept 7 Series
- 095 Speed Concept 2 Series





# / PROJECT ONE

## You dream it. We build it.

Don't settle for anyone else's bike. Create your very own with Project One, Trek's custom bike program. Customize, personalize, sensationalize—the choice is yours. Just select the model, fit, styling, and components you desire, and we'll build your dream bike.

### **BUILDING PERFECTION, ONE BIKE AT A TIME**

We'll create your custom bike the way we build every Project One bike: by hand, one at a time, with the love and care only the most experienced bike builders and artists can offer. We'll obsess over every detail, maybe even more than you will. And when your custom bike arrives, the reality will surpass the dream.

### **CHOOSE YOUR COMPONENTS**

You can spec every detail to your liking, from wheelset and group to bar tape and cable housing—or choose one of our preconfigured combinations.

### **CHOOSE YOUR FIT**

The right fit is everything. Your Trek retailer will help you select your ideal geometry and sizing for ultimate performance and comfort.

### **CHOOSE YOUR MODEL**

Take your pick: Madone, the world's best performance road bike. Or Speed Concept, the world's best TT/tri bike.

### **CHOOSE YOUR STYLING**

Thousands of design schemes, from boldly simple to outrageously cool, are brought to impeccable life by the best artists in the business.

[trekbikes.com/projectone](https://trekbikes.com/projectone)



# / OCLV ROAD CARBON

## CARBON PIONEERS

Twenty years ago, Trek built the very first mass-produced carbon fiber frame. It revolutionized the bike industry. But we've never rested on our high-modulus laurels. For two decades, we've questioned limitations, pushed boundaries, and raised the carbon bar—distancing ourselves from the competition so you can do the same.

## NEXT-LEVEL CARBON

In 1999 we unveiled OCLV, our optimum compaction, low void carbon. It was a quantum leap forward in carbon bike technology. Today we've once again taken it to the next level—five levels, in fact.

Each level in our OCLV Series is made from the perfect mix of the world's best materials, engineered with the most advanced aerospace technologies, and built using the world's most exacting processes.



**MADONE 6 SERIES SSL**



**MADONE 6 SERIES / SPEED CONCEPT 9 SERIES**



**MADONE 5 SERIES / SPEED CONCEPT 7 SERIES / CRONUS CX**



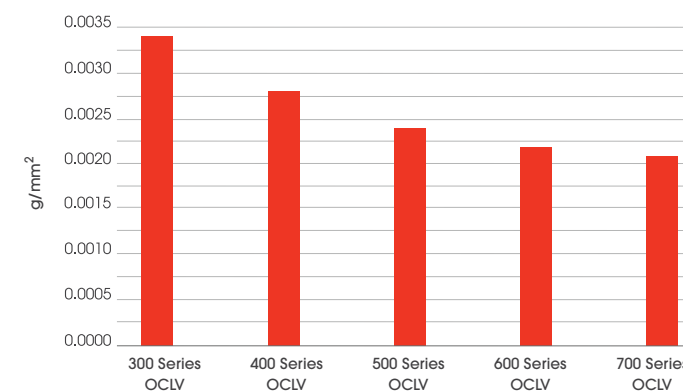
**MADONE 4 SERIES**



**MADONE 3 SERIES**

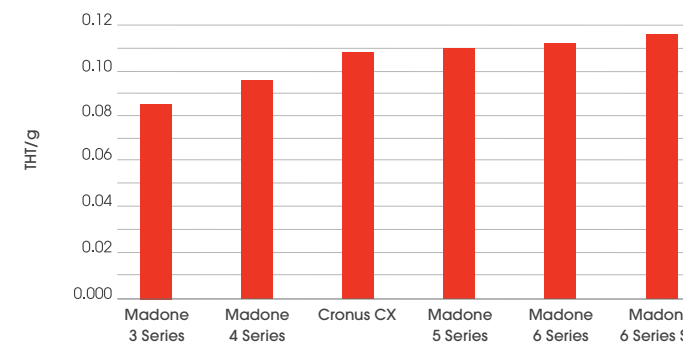
# / BEST CARBON, BEST RIDE

Each level of OCLV is defined by three primary qualities: weight, stiffness, and comfort. Each is carefully derived from the perfect mix of materials, processes, and the frame technologies that control ride characteristics.



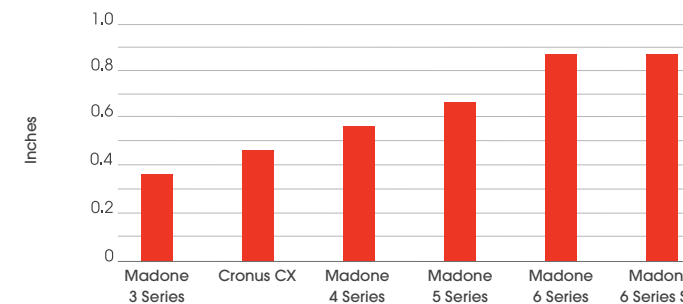
## AREAL WEIGHT

Areal weight is the measure of mass/surface area. Minimizing frame areal weight requires ultra-high-performance raw materials manipulated to support the most sophisticated frame shapes and manufacturing processes.



## STIFFNESS/WEIGHT RATIO

Stiffness (or modulus) alone is not an accurate gauge of performance. True performance is a function of stiffness as it relates to a frame's overall weight. Specific tests that precisely measure that ratio allow us to perfect the ride quality for every frame, resulting in better handling and pedaling performance.



## VERTICAL COMPLIANCE

Our use of the world's best carbon allows us to develop technologies that lead to greater rider comfort. We quantify this feeling using a very specific test that measures vertical deflection at the seat tube. Use of higher grades of carbon allow us to integrate more complicated technologies leading to more and more compliant rides.





**GREAT ATHLETES RIDE TREK.**



# / FIT

## The right fit is everything.

We offer three different pro-level fits: H1, H2, and H3. No matter your body shape, flexibility, or size, we've got the right fit to give you the most comfort, efficiency, stability, and power on the road. The fits vary primarily in hand position— H1 lowest, H3 highest. Each fit has the same single-minded purpose: make the best bike on the planet fit every rider. Perfectly.

- H1
- H2
- H3



## H1

**Our most aggressive, most aero fit, with the lowest hand position options.**

Developed for athletes with extraordinary range of pelvic rotation, superior core stability, and the desire to get low and aero, H1 offers the lowest hand position options available for Madone. The choice of many of our Pro Team riders.

## H2

**The right fit for most riders. Same handling geometry as our H1 fit, with a slightly higher head tube.**

H2 retains all the handling geometry and ride characteristics of our pro-fit H1 platform, with a slightly higher head tube height to put less strain on a rider's back and neck. It will also accommodate riders with slightly less pelvic rotation and core stability. The H2 higher head tube is the right way to get most riders in the right place. No goofy high-rise stems, no huge stack of spacers—the look is nothing but pro.

## H3

**Slightly higher head tube than our H2 fit, with a minute handling adjustment for more stability.**

H3 increases head tube height a bit beyond our performance H2 fit, with a slight geometry adjustment to increase the bike's stability. Perfect for those who need a back-saving, neck-saving, more upright position, but still want pro-level performance and a pro look. No high-rise stems or huge stack of spacers. Fast, strong, and the perfect choice when comfort trumps aero.





# / RACE PERFORMANCE

Train, race, win.

Tour winners. Olympians. World Champions. These are our test pilots. They ride to make you faster, and we build our bikes to keep them at the front. The result: bikes that are fast, strong, determined, and perfectly suited to burn up the road.

## / FAMILIES

Madone 6 Series SSL  
Madone 6 Series  
Madone 5 Series  
Madone 4 Series





RACE PERFORMANCE

Feature comparison

	MADONE 6.9 SSL	MADONE 6.9 SSL WSD	MADONE 6.7 SSL	MADONE 6.7 SSL WSD	MADONE 6.5	MADONE 6.5 WSD	MADONE 6.2	MADONE 6.2 WSD	MADONE 5.9	MADONE 5.5	MADONE 5.2	MADONE 5.2 WSD	MADONE 4.7	MADONE 4.6	MADONE 4.6 WSD	MADONE 4.5	MADONE 4.5 WSD
700 SERIES OCLV	●	●	●	●													
600 SERIES OCLV					●	●	●	●									
HEXSL CARBON	●	●	●	●													
500 SERIES OCLV									●	●	●	●					
400 SERIES OCLV													●	●	●	●	●
DUOTRAP COMPATIBLE	●	●	●	●	●	●	●	●	●	●	●	●	●	●	●	●	●
E2 HEAD TUBE AND FORK	●	●	●	●	●	●	●	●	●	●	●	●	●	●	●	●	●
RIDE TUNED SEATMAST	●	●	●	●	●	●	●	●	●	●	●	●					
BB90	●	●	●	●	●	●	●	●	●	●	●	●	●	●	●	●	●
10-SPEED	●	●	●	●	●	●	●	●	●	●	●	●	●	●	●	●	●
DIRECT-MOUNT FRONT DERAILLEUR	●	●	●	●	●	●	●	●	●	●	●	●	●	●	●	●	●
CRANK: COMPACT	●	●	●	●	●	●	●	●	●	●	●	●	●	●	●	●	●
CRANK: DOUBLE	●		●		●		●										
CRANK: TRIPLE											●	●				●	
INTEGRATED CABLE MANAGEMENT	●	●	●	●	●	●	●	●	●	●	●	●					
H1 FIT	●		●		●		●										
H2 FIT	●	●	●	●	●		●		●	●	●		●	●		●	
H3 FIT					●	●	●	●			●	●			●		●
Di2 OPTIMIZATION	●	●	●	●	●	●	●	●	●	●	●	●					
WSD		●		●		●		●				●			●		●
PROJECT ONE	●	●	●	●	●	●	●	●									

RACE PERFORMANCE

Glossary of features

**700 SERIES OCLV** The lightest, strongest carbon in the cycling world. 700 Series OCLV is the ultimate combination of superior modulus and superior strength, and it’s only from Trek.

**600 SERIES OCLV** Advanced aerospace materials and weight-saving, performance-enhancing processes like StepJoint technology provide the best frame weight/stiffness combinations in the industry.

**HEXSL CARBON** Ultra-advanced HexSL carbon fiber defies the stiffness/strength tradeoff by increasing both simultaneously. A Trek exclusive, found only in 700 Series OCLV.

**500 SERIES OCLV** The best mix of materials available outside of North America. Light, strong, stiff, and perfectly suited to the sophisticated frame technologies that distinguish Trek frames.

**400 SERIES OCLV** Ultra high performance, within reach. The areal weight range and modulus mix of 400 Series OCLV provides an exhilarating sense of acceleration and confident handling.

**DUOTRAP COMPATIBLE** DuoTrap seamlessly integrates the computer sensor into the frame to measure speed, distance, and cadence with no added aerodynamic drag.

**E2 HEAD TUBE AND FORK** Tapers from a 1.5" lower to a 1-1/8" upper, placing more material where it matters most for the stiffness of a full 1.5" system without the added weight.

**RIDE TUNED SEATMAST** Designed for the rigors of a 3-week Grand Tour, for ultimate comfort and maximum adjustability.

**BB90** The widest bottom bracket available on a road bike. This Trek-exclusive carbon BB makes the frame lighter, stiffer, and quicker to accelerate.

**10-SPEED** The pinnacle of shifting performance.

**DIRECT-MOUNT FRONT DERAILLEUR** Provides accurate shifting in a lightweight, minimal package.

**CRANK: COMPACT** Two front chainrings with shorter gearing, for the best combination of climbing ability and flat-terrain speed.

**CRANK: DOUBLE** Two front chainrings with traditional taller gearing.

**CRANK: TRIPLE** Three front chainrings for a wider gearing range.

**INTEGRATED CABLE MANAGEMENT** Shift and brake cables are routed through the frame for the lightest, cleanest, best cable management ever.

**H1 FIT** Our most aggressive, most aero fit, with the lowest hand position options.

**H2 FIT** The right fit for most riders. Same handling geometry as our H1 fit, with a slightly higher head tube.

**H3 FIT** Slightly higher head tube than our H2 fit, with a minute handling adjustment for more stability.

**Di2 OPTIMIZATION** Sleekly integrates with Shimano’s Di2 drivetrain. No zip ties, no electrical tape—the cleanest solution available for a road bike.

**WSD** Women’s Specific Design, sized and spec’d to fit women right from the start.

**PROJECT ONE** Our exclusive custom bike program. You dream it, we build it.



# / MADONE TECHNOLOGY

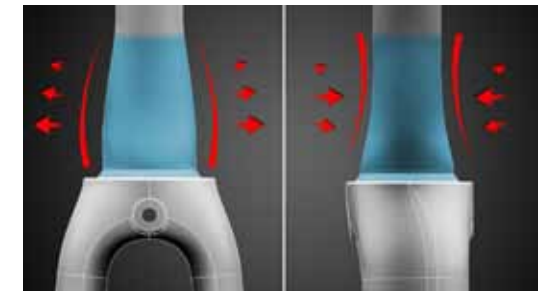
## We race to make bikes better.

Madone is engineered to give athletes like Fränk and Andy Schleck and Fabian Cancellara a competitive advantage with the best equipment on the planet. The resulting assets—Grand Tour comfort, precise handling, instant acceleration, unmatched durability—await every rider who throws a leg over a Trek road bike. Ride a Madone, and you'll get the geometry, design, and soul of a 9X Tour de France champion.



### DUOTRAP COMPATIBLE

DuoTrap seamlessly integrates the computer sensor into the frame to measure speed, distance, and cadence with no added aerodynamic drag. It works with all the major ANT+ wireless technology players, including Bontrager, Garmin, Powertap, and SRM.



### E2 ASYMMETRIC STEERER

A fork has two competing directives: provide lateral rigidity for precision cornering, and offer vertical compliance to absorb road imperfections. Trek's E2 asymmetric fork/steering tube is the first steerer specifically shaped to manage both. E2 is wider side to side to stiffen under cornering load, and narrower front to back to offer just the right amount of flex. It all adds up to revolutionary handling performance.



### BB90

BB90 is the widest bottom bracket available on a road bike. This Trek-exclusive carbon BB makes the frame lighter, stiffer, and quicker to accelerate. BB90 eliminates the need for extra inserts and parts in the bottom bracket/frame junction. Fewer parts mean a lighter frame.



### INTEGRATED CABLE MANAGEMENT

Trek's integrated cable management is highly engineered for sleek styling and the real-world performance that comes from better compatibility with current drivetrains. Optimal cable routing offers flawless shifting, better braking, and easier assembly and maintenance.




### RIDE TUNED SEATMAST

We designed Trek's Ride Tuned seatmast to save energy and counter the pounding doled out by three-week Grand Tours. It's the lightest and most comfortable solution for riders interested in day-in, day-out performance and comfort.



### LOAD PATH DESIGN

Sensitive strain gauges built into our carbon test frames precisely measure loads in testing, so we can optimize each part of the frame to best handle its particular load.



### Di2 OPTIMIZATION

Di2-specific cable stops and a slick bottom bracket battery mount allow for a perfect interface with the industry-leading Shimano Di2 electronic drivetrain system without a single zip tie or strip of tape. It's the most seamless component integration in the industry.



/

MADONE 6 SERIES

The pinnacle of engineering.

/

LINEUP

- <
- Madone 6.9 SSL
- Madone 6.9 SSL WSD
- Madone 6.7 SSL
- Madone 6.7 SSL WSD
- Madone 6.5
- Madone 6.5 WSD
- Madone 6.2
- Madone 6.2 WSD



AREAL WEIGHT	0.00230 g/mm <sup>2</sup>
STIFFNESS/WEIGHT RATIO	0.1071 (Nm/deg)/g
VERTICAL COMPLIANCE	0.86 in

WHY MADONE 6 SERIES

The legendary 6 Series has claimed 9 of the last 12 Tour de France victories. As befits a legend, it's loaded with the best tech available, completely customizable, and hand built in the USA.

PROFILE

Our flagship 6 Series embodies all the qualities a pro-tour rider demands: precise steering, instant acceleration, long-ride comfort, hand-built quality, and personal customization.

1 HAND BUILT

47 bike-loving craftsmen meticulously build each 6 Series bike out of our proprietary OCLV Carbon in our US manufacturing facility.

2 SUPERIOR COMFORT

Ride Tuned seatmast is designed for the rigors of a 3-week Grand Tour.

3 PERFECT PARTS, PERFECT FIT

Choose from H1, H2, and H3 Fit options to get the perfect position on the bike, and customize the spec with Project One.

4 SUPERIOR TECHNOLOGY

Net Molding, StepJoint, BB90, E2 Asymmetric Fork, Advanced Cable Management, Load Path Design, Ride Tuned Seatmast, and DuoTrap.

MADONE 6.9 SSL

Crystal Pearl White/Platinum/Starry Night Black

PROJECT ONE



SPECIFICATIONS

**SIZES** 50, 52, 54, 56, 58, 60, 62cm

**FRAME FIT** H1, H2

**FRAME** 700 Series OCLV Carbon, E2, BB90, internal cable routing, DuoTrap compatible

**OPTIONS** Frameset available

**FORK** Bontrager Race XXX Lite, full carbon w/E2 asymmetrical steerer, carbon dropouts

**COLOR** Crystal Pearl White/Platinum/Starry Night Black

**SHIFTERS** Shimano Dura-Ace STI, 10 speed

**FRONT DERAILLEUR** Shimano Dura-Ace, braze-on

**REAR DERAILLEUR** Shimano Dura-Ace

**CASSETTE** Shimano Dura-Ace 11-25, 10 speed (double) or Shimano Dura-Ace 11-28, 10 speed (compact)

**CRANK** Shimano Dura-Ace, 53/39 (double) or Shimano Dura-Ace, 50/34 (compact)

**WHEELS** Bontrager XXX Lite, carbon

**TIRES** Bontrager R4, 700x23c

**SADDLE** Bontrager inForm Race X Lite, hollow titanium rails, 146mm width

**SEATPOST** Bontrager Ride Tuned Carbon seatmast cap, 20mm offset

**HANDLEBAR** Bontrager Race XXX Lite VR, carbon, 31.8mm

**STEM** Bontrager Race XXX Lite Carbon, 7 degree, 31.8mm

**HEADSET** Cane Creek IS-8 integrated, stainless cartridge bearings, sealed, alloy, 1-1/8" top, 1.5" bottom

**BRAKESET** Shimano Dura-Ace brakes w/Shimano Dura-Ace STI levers

KEY FEATURES

- >
- Near-infinite customization of color and components through Project One
- >
- 700 Series OCLV's exclusive high-modulus HexSL carbon is super stiff, strong, and incredibly light
- >
- 9-time Tour-winning geometry for the world's best handling and performance
- >
- Ride Tuned seatmast
- >
- H1 and H2 Fit options mean most riders will find a perfect SSL fit

UPGRADES FROM MADONE 6.5

700 Series OCLV built w/proprietary HexSL carbon / Up to 100 grams lighter

MADONE 6.9 SSL WSD

Platinum/Crystal Pearl White/Berry

women's specific design PROJECT ONE



SPECIFICATIONS

<b>SIZES</b> 50, 52, 54, 56, 58cm	<b>SADDLE</b> Bontrager Affinity Race X Lite WSD, hollow stainless steel rails, 144mm width
<b>FRAME FIT</b> H2	<b>SEATPOST</b> Bontrager Ride Tuned Carbon seatmast cap, 20mm offset
<b>FRAME</b> 700 Series OCLV Carbon, E2, BB90, internal cable routing, DuoTrap compatible	<b>HANDLEBAR</b> Bontrager Race XXX Lite VR, carbon, 31.8mm
<b>FORK</b> Bontrager Race XXX Lite, full carbon w/E2 asymmetrical steerer, carbon dropouts	<b>STEM</b> Bontrager Race XXX Lite Carbon, 7 degree, 31.8mm
<b>COLOR</b> Platinum/Crystal Pearl White/Berry	<b>HEADSET</b> Cane Creek IS-8 integrated, stainless cartridge bearings, sealed, alloy, 1-1/8" top, 1.5" bottom
<b>SHIFTERS</b> Shimano Dura-Ace STI, 10 speed	<b>BRAKESET</b> Shimano Dura-Ace brakes w/Shimano Dura-Ace STI adjustable-reach levers
<b>FRONT DERAILLEUR</b> Shimano Dura-Ace, braze-on	
<b>REAR DERAILLEUR</b> Shimano Dura-Ace	
<b>CASSETTE</b> Shimano Dura-Ace 11-28, 10 speed	
<b>CRANK</b> Shimano Dura-Ace, 50/34 (compact)	
<b>WHEELS</b> Bontrager XXX Lite, carbon	
<b>TIRES</b> Bontrager R4, 700x23c	

KEY FEATURES

- Near-infinite customization of color and components through Project One
- 700 Series OCLV's exclusive high-modulus HexSL carbon is super stiff, strong, and incredibly light
- 9-time Tour-winning geometry for the world's best handling and performance
- Ride Tuned seatmast
- WSD: sized and spec'd to fit women

UPGRADES FROM MADONE 6.5 WSD

700 Series OCLV built w/proprietary HexSL carbon / Up to 100 grams lighter

MADONE 6.7 SSL

Gloss Onyx Carbon/Matte Onyx Carbon

PROJECT ONE



SPECIFICATIONS

<b>SIZES</b> 50, 52, 54, 56, 58, 60, 62cm	<b>WHEELS</b> Bontrager Race X Lite
<b>FRAME FIT</b> H1, H2	<b>TIRES</b> Bontrager R4, 700x23c
<b>FRAME</b> 700 Series OCLV Carbon, E2, BB90, internal cable routing, DuoTrap compatible	<b>SADDLE</b> Bontrager Affinity Race X Lite, hollow stainless steel rails, 146mm width
<b>FORK</b> Bontrager Race XXX Lite, full carbon w/E2 asymmetrical steerer, carbon dropouts	<b>SEATPOST</b> Bontrager Ride Tuned Carbon seatmast cap, 20mm offset
<b>COLOR</b> Gloss Onyx Carbon/Matte Onyx Carbon	<b>HANDLEBAR</b> Bontrager Race X Lite Blade VR-C, carbon, 31.8mm
<b>SHIFTERS</b> Shimano Dura-Ace STI, 10 speed	<b>STEM</b> Bontrager Race X Lite, 7 degree, 31.8mm
<b>FRONT DERAILLEUR</b> Shimano Dura-Ace, braze-on	<b>HEADSET</b> Cane Creek IS-8 integrated, stainless cartridge bearings, sealed, alloy, 1-1/8" top, 1.5" bottom
<b>REAR DERAILLEUR</b> Shimano Dura-Ace	<b>BRAKESET</b> Shimano Dura-Ace brakes w/Shimano Dura-Ace STI levers
<b>CASSETTE</b> Shimano Dura-Ace 11-28, 10 speed (double) or Shimano Dura-Ace 11-28, 10 speed (compact)	
<b>CRANK</b> Shimano Dura-Ace, 53/39 (double) or Shimano Dura-Ace, 50/34 (compact)	

KEY FEATURES

- Near-infinite customization of color and components through Project One
- 700 Series OCLV's exclusive high-modulus HexSL carbon is super stiff, strong, and incredibly light
- 9-time Tour-winning geometry offers the best handling and performance
- Ride Tuned seatmast
- H1 and H2 Fit options mean most riders will find a perfect SSL fit

UPGRADES FROM MADONE 6.5

700 Series OCLV built w/proprietary HexSL carbon / Up to 100 grams lighter



MADONE 6.7 SSL WSD

Crystal Pearl White/Blue Ink/Dusty Blue

women's specific design PROJECT ONE



SPECIFICATIONS

- SIZES** 50, 52, 54, 56, 58cm
- FRAME FIT** H2
- FRAME** 700 Series OCLV Carbon, E2, BB90, internal cable routing, DuoTrap compatible
- FORK** Bontrager Race XXX Lite, full carbon w/E2 asymmetrical steerer, carbon dropouts
- COLOR** Crystal Pearl White/Blue Ink/Dusty Blue
- SHIFTERS** Shimano Dura-Ace ST1, 10 speed
- FRONT DERAILLEUR** Shimano Dura-Ace, braze-on
- REAR DERAILLEUR** Shimano Dura-Ace
- CASSETTE** Shimano Dura-Ace 11-28, 10 speed
- CRANK** Shimano Dura-Ace, 50/34 (compact)
- WHEELS** Bontrager Race X Lite
- TIRES** Bontrager R4, 700x23c
- SADDLE** Bontrager Affinity Race X Lite WSD, hollow stainless steel rails, 144mm width
- SEATPOST** Bontrager Ride Tuned Carbon seatmast cap, 20mm offset
- HANDLEBAR** Bontrager Race X Lite Blade VR-C, carbon, 31.8mm
- STEM** Bontrager Race X Lite, 7 degree, 31.8mm
- HEADSET** Cane Creek IS-8 integrated, stainless cartridge bearings, sealed, alloy, 1-1/8" top, 1.5" bottom
- BRAKESET** Shimano Dura-Ace brakes w/Shimano Dura-Ace ST1 adjustable-reach levers

KEY FEATURES

- Near-infinite customization of color and components through Project One
- 700 Series OCLV's exclusive high-modulus HexSL carbon is super stiff, strong, and incredibly light
- 9-time Tour-winning geometry for the world's best handling and performance
- Ride Tuned seatmast
- WSD: sized and spec'd to fit women

UPGRADES FROM MADONE 6.5 WSD

700 Series OCLV built w/proprietary HexSL carbon / Up to 100 grams lighter

MADONE 6.5

Catalyst Orange/Crystal Pearl White/Carbon

PROJECT ONE



SPECIFICATIONS

- SIZES** 50, 52, 54, 56, 58, 60, 62cm
- FRAME FIT** H1, H2
- FRAME** 600 Series OCLV Carbon, E2, BB90, internal cable routing, DuoTrap compatible
- FORK** Bontrager Race XXX Lite, full carbon w/E2 asymmetrical steerer, carbon dropouts
- COLOR** Catalyst Orange/Crystal Pearl White/Carbon
- SHIFTERS** SRAM Force, 10 speed
- FRONT DERAILLEUR** SRAM Force, braze-on
- REAR DERAILLEUR** SRAM Force
- CASSETTE** SRAM PC-1070 11-28, 10 speed
- CRANK** SRAM Force, 53/39 (double) or SRAM Force, 50/34 (compact)
- WHEELS** Bontrager Race X Lite
- TIRES** Bontrager R3, 700x23c
- SADDLE** Bontrager Affinity Race Lite, hollow stainless steel rails, 146mm width
- SEATPOST** Bontrager Ride Tuned Carbon seatmast cap, 20mm offset
- HANDLEBAR** Bontrager Race X Lite VR-C, carbon, 31.8mm
- STEM** Bontrager Race X Lite, 7 degree, 31.8mm
- HEADSET** Cane Creek IS-2, integrated, cartridge bearings, sealed, alloy, 1-1/8" top, 1.5" bottom
- BRAKESET** SRAM Force brakes w/SRAM Force levers

KEY FEATURES

- 9-time Tour-winning geometry for the world's best handling and performance
- Meticulously hand built by 47 bike-loving craftsmen in our US manufacturing facility
- H1 and H2 Fit options mean most riders will find a perfect fit

UPGRADES FROM MADONE 5 SERIES

Hand built exclusively in the US from 600 Series OCLV Road Carbon / Completely customizable through Project One / Full Carbon Race XXX Lite E2 asymmetric fork



MADONE 6.5 WSD

Matte Crystal Pearl White/Starry Night Black/Seafoam

women's specific design PROJECT ONE



SPECIFICATIONS

**SIZES** 44, 47, 50, 52, 54, 56, 58cm

**FRAME FIT** H3

**FRAME** 600 Series OCLV Carbon, E2, BB90, internal cable routing, DuoTrap compatible

**FORK** Bontrager Race XXX Lite, full carbon w/E2 asymmetrical steerer, carbon dropouts

**COLOR** Matte Crystal Pearl White/Starry Night Black/Seafoam

**SHIFTERS** SRAM Force, 10 speed

**FRONT DERAILLEUR** SRAM Force, braze-on

**REAR DERAILLEUR** SRAM Force

**CASSETTE** SRAM PC-1070 11-28, 10 speed

**CRANK** SRAM Force, 50/34 (compact)

**WHEELS** Bontrager Race X Lite

**TIRES** Bontrager R3, 700x23c

**SADDLE** Bontrager Affinity Race Lite WSD, hollow stainless steel rails, 144mm width

**SEATPOST** Bontrager Ride Tuned Carbon seatmast cap, 20mm offset

**HANDLEBAR** Bontrager Race X Lite Blade VR-C, carbon, 31.8mm

**STEM** Bontrager Race X Lite, 7 degree, 31.8mm

**HEADSET** Cane Creek IS-2, integrated, cartridge bearings, sealed, alloy, 1-1/8" top, 1.5" bottom

**BRAKESET** SRAM Force brakes w/SRAM Force adjustable-reach levers

KEY FEATURES

- 9-time Tour-winning geometry for the world's best handling and performance
- Meticulously hand built by 47 bike-loving craftsmen in our US manufacturing facility
- WSD: sized and spec'd to fit women

UPGRADES FROM MADONE 5 SERIES WSD

Hand built exclusively in the US from 600 Series OCLV Road Carbon / Completely customizable through Project One / Full Carbon Race XXX Lite E2 asymmetric fork

MADONE 6.2

Starry Night Black/Crystal Pearl White/Chi Red

PROJECT ONE



SPECIFICATIONS

**SIZES** 50, 52, 54, 56, 58, 60, 62, 62Tcm

**FRAME FIT** H1, H2, H3

**FRAME** 600 Series OCLV Carbon, E2, BB90, internal cable routing, DuoTrap compatible

**FORK** Bontrager Race XXX Lite, full carbon w/E2 asymmetrical steerer, carbon dropouts

**COLOR** Starry Night Black/Crystal Pearl White/Chi Red

**SHIFTERS** Shimano Ultegra STI, 10 speed

**FRONT DERAILLEUR** Shimano Ultegra, braze-on

**REAR DERAILLEUR** Shimano Ultegra

**CASSETTE** Shimano Ultegra 11-28, 10 speed

**CRANK** Shimano Ultegra, 53/39 (double), or Shimano Ultegra, 50/34 (compact)

**WHEELS** Bontrager Race Lite

**TIRES** Bontrager R3, 700x23c

**SADDLE** Bontrager Affinity Race Lite, hollow stainless steel rails, 146mm width

**SEATPOST** Bontrager Ride Tuned Carbon seatmast cap, 20mm offset

**HANDLEBAR** Bontrager Race Blade, alloy, VR-C, 31.8mm

**STEM** Bontrager Race X Lite, 7 degree, 31.8mm

**HEADSET** Cane Creek IS-2, integrated, cartridge bearings, sealed, alloy, 1-1/8" top, 1.5" bottom

**BRAKESET** Shimano Ultegra brakes w/Shimano Ultegra STI levers

KEY FEATURES

- 9-time Tour-winning geometry for the world's best handling and performance
- Meticulously hand built by 47 bike-loving craftsmen in our US manufacturing facility
- H1, H2, and H3 Fit frames offer the broadest range of fit options available

UPGRADES FROM MADONE 5 SERIES

Hand built exclusively in the US from 600 Series OCLV Road Carbon / Completely customizable through Project One / Full Carbon Race XXX Lite E2 asymmetric fork



# MADONE 6.2 WSD

Trek White/Ghost Grey/Carbon

women's specific design PROJECT ONE



## SPECIFICATIONS

**SIZES** 44, 47, 50, 52, 54, 56, 58cm

**FRAME FIT** H3

**FRAME** 600 Series OCLV Carbon, E2, BB90, internal cable routing, DuoTrap compatible

**FORK** Bontrager Race XXX Lite, full carbon w/E2 asymmetrical steerer, carbon dropouts

**COLOR** Trek White/Ghost Grey/Carbon

**SHIFTERS** Shimano Ultegra STI, 10 speed

**FRONT DERAILLEUR** Shimano Ultegra, braze-on

**REAR DERAILLEUR** Shimano Ultegra

**CASSETTE** Shimano Ultegra 11-28, 10 speed

**CRANK** Shimano Ultegra, 50/34 (compact)

**WHEELS** Bontrager Race Lite

**TIRES** Bontrager R3, 700x23c

**SADDLE** Bontrager Affinity Race Lite WSD, hollow stainless steel rails, 144mm width

**SEATPOST** Bontrager Ride Tuned Carbon seatmast cap, 20mm offset

**HANDLEBAR** Bontrager Race Blade VR-C, alloy, 31.8mm

**STEM** Bontrager Race X Lite, 7 degree, 31.8mm

**HEADSET** Cane Creek IS-2, integrated, cartridge bearings, sealed, alloy, 1-1/8" top, 1.5" bottom

**BRAKESET** Shimano Ultegra brakes w/Shimano Ultegra STI adjustable-reach levers

## KEY FEATURES

- 9-time Tour-winning geometry for the world's best handling and performance
- Meticulously hand built by 47 bike-loving craftsmen in our US manufacturing facility
- WSD: sized and spec'd to fit women

### UPGRADES FROM MADONE 5 SERIES WSD

Hand built exclusively in the US from 600 Series OCLV Road Carbon / Completely customizable through Project One / Full Carbon Race XXX Lite E2 asymmetric fork





/

MADONE 5 SERIES

Pro Tour performance for less.

- / LINEUP
- < Madone 5.9
- Madone 5.5
- Madone 5.2
- Madone 5.2 WSD



AREAL WEIGHT	0.00244 g/mm²
STIFFNESS/WEIGHT RATIO	0.1078 (Nm/deg)/g
VERTICAL COMPLIANCE	0.68 in

WHY MADONE 5 SERIES

It's true pro-level performance. The all-new 5 Series Madone offers the technologies of our flagship 6 Series in a meticulously engineered 500 Series OCLV fuselage.

PROFILE

The 5 Series rider wants it all: uncompromising performance, class-leading technology, affordable price.

1 BETTER FIT

Our most popular 5.2 model has the broadest range of fit options available in the industry.

3 BETTER PERFORMANCE

Redesigned E2 fork, refined carbon layup, and an updated frame shape provide flawless cornering and instant acceleration.

2 CLEANER INTEGRATION

The cleanest aesthetic on the market, featuring Advanced Cable Management, Di2 integration capacity, integrated DuoTrap electronics, and BB90 press-fit bearings.

4 MORE COMFORT

The Ride Tuned seatmast removes 30 grams from the fuselage and adds 43% more vertical compliance.

MADONE 5.9

Blue Ink/Trek White



SPECIFICATIONS

**SIZES** 50, 52, 54, 56, 58, 60, 62, 64cm

**FRAME FIT** H2

**FRAME** 500 Series OCLV Carbon, E2, BB90, internal cable routing, DuoTrap compatible

**FORK** Bontrager Race X Lite w/E2 carbon steerer, carbon crown & legs

**COLOR** Blue Ink/Trek White

**SHIFTERS** Shimano Ultegra STI Di2, 10 speed

**FRONT DERAILLEUR** Shimano Ultegra Di2, braze-on

**REAR DERAILLEUR** Shimano Ultegra Di2

**CASSETTE** Shimano Ultegra 11-28, 10 speed

**CRANK** Shimano Ultegra, 50/34 (compact)

**WHEELS** Shimano Ultegra, tubeless

**TIRES** Bontrager R3, 700x23c

**SADDLE** Bontrager Affinity Race Lite, hollow stainless steel rails, 146mm width

**SEATPOST** Bontrager Ride Tuned Carbon seatmast cap, 20mm offset

**HANDLEBAR** Bontrager Race X Lite Blade VR-C, carbon, 31.8mm

**STEM** Bontrager Race X Lite, 7 degree, 31.8mm

**HEADSET** Integrated, cartridge bearings, sealed, alloy, 1-1/8" top, 1.5" bottom

**BRAKESET** Shimano Ultegra brakes w/Shimano Ultegra STI Di2 levers

KEY FEATURES

- > 9-time Tour-winning geometry for the world's best handling and performance
- > Pro-level integration: internal cable routing, Di2, DuoTrap, BB90, E2 head tube
- > Reshaped Ride Tuned seatmast cuts 30 grams, adds 43% more vertical compliance

UPGRADES FROM MADONE 5.5

Spectacular shifting value w/Shimano Ultegra Di2



# MADONE 5.5

Starry Night Black/Placid Blue



## SPECIFICATIONS

**SIZES** 50, 52, 54, 56, 58, 60, 62cm

**FRAME FIT** H2

**FRAME** 500 Series OCLV Carbon, E2, BB90, internal cable routing, DuoTrap compatible

**FORK** Bontrager Race X Lite w/E2 carbon steerer, carbon crown & legs

**COLOR** Starry Night Black/Placid Blue

**SHIFTERS** SRAM Force, 10 speed

**FRONT DERAILLEUR** SRAM Force, braze-on

**REAR DERAILLEUR** SRAM Force

**CASSETTE** SRAM PC-1070 11-28, 10 speed

**CRANK** SRAM Force, 50/34 (compact)

**WHEELS** Bontrager Race Lite

**TIRES** Bontrager R3, 700x23c

**SADDLE** Bontrager Affinity 3, hollow chromoly rails

**SEATPOST** Bontrager Ride Tuned Carbon seatmast cap, 20mm offset

**HANDLEBAR** Bontrager Race X Lite Blade VR-C, carbon, 31.8mm

**STEM** Bontrager Race X Lite, 7 degree, 31.8mm

**HEADSET** Integrated, cartridge bearings, sealed, alloy, 1-1/8" top, 1.5" bottom

**BRAKESET** SRAM Force brakes w/SRAM Force levers

## KEY FEATURES

- 9-time Tour-winning geometry for the world's best handling and performance
- Pro-level integration: internal cable routing, Di2, DuoTrap, BB90, E2 head tube
- Reshaped Ride Tuned seatmast cuts 30 grams, adds 43% more vertical compliance
- Crisp, reliable shifting with SRAM's highly touted Force gruppo

### UPGRADES FROM MADONE 5.2

Bontrager Race Lite wheels / Bontrager Race X-Lite VR Carbon handlebar / SRAM Force drivetrain & brakes

# MADONE 5.2

Chi Red/Trek White



Gloss Carbon Smoke/Matte Carbon Smoke



Crystal Pearl White/Platinum/LEOPARD Blue

## SPECIFICATIONS

**SIZES** 50, 52, 54, 56, 58, 60, 62, 64cm

**FRAME FIT** H2, H3

**FRAME** 500 Series OCLV Carbon, E2, BB90, internal cable routing, DuoTrap compatible

**FORK** Bontrager Race X Lite w/E2 carbon steerer, carbon crown & legs

**COLOR** Gloss Carbon Smoke/Matte Carbon Smoke, Chi Red/Trek White, Crystal Pearl White/Platinum/LEOPARD Blue

**SHIFTERS** Shimano Ultegra STI, 10 speed

**FRONT DERAILLEUR** Shimano Ultegra, braze-on

**REAR DERAILLEUR** Shimano Ultegra

**CASSETTE** Shimano 105 11-28, 10 speed

**CRANK** Shimano Ultegra, 50/34 (compact) or Shimano Ultegra, 52/39/30 (triple)

**WHEELS** Bontrager Race

**TIRES** Bontrager R3, 700x23c

**SADDLE** Bontrager Affinity 3, hollow chromoly rails

**SEATPOST** Bontrager Ride Tuned Carbon seatmast cap, 20mm offset

**HANDLEBAR** Bontrager Race Blade VR-C, 31.8mm

**STEM** Bontrager Race X Lite, 7 degree, 31.8mm

**HEADSET** Integrated, cartridge bearings, sealed, alloy, 1-1/8" top, 1.5" bottom

**BRAKESET** Shimano Ultegra brakes w/Shimano Ultegra STI levers

## KEY FEATURES

- 9-time Tour-winning geometry for the world's best handling and performance
- Pro-level integration: internal cable routing, Di2, DuoTrap, BB90, E2 head tube
- Reshaped Ride Tuned seatmast cuts 30 grams, adds 43% more vertical compliance
- Shimano Ultegra drivetrain

### UPGRADES FROM MADONE 4 SERIES

Ride Tuned seatmast / Internal cable routing / 500 Series OCLV



# MADONE 5.2 WSD

Berry/Crystal Pearl White

women’s specific design



## SPECIFICATIONS

**SIZES** 47, 50, 52, 54, 56cm

**FRAME FIT** H3

**FRAME** 500 Series OCLV Carbon, E2, BB90, internal cable routing, DuoTrap compatible

**FORK** Bontrager Race X Lite w/E2 carbon steerer, carbon crown & legs

**COLOR** Berry/Crystal Pearl White

**SHIFTERS** Shimano Ultegra STI, 10 speed

**FRONT DERAILLEUR** Shimano Ultegra, braze-on

**REAR DERAILLEUR** Shimano Ultegra

**CASSETTE** Shimano 105 11-28, 10 speed

**CRANK** Shimano Ultegra, 50/34 (compact) or Shimano Ultegra, 52/39/30 (triple)

**WHEELS** Bontrager Race

**TIRES** Bontrager R3, 700x23c

**SADDLE** Bontrager Affinity 2 WSD, hollow chromoly rails

**SEATPOST** Bontrager Ride Tuned Carbon seatmast cap, 20mm offset

**HANDLEBAR** Bontrager Race VR-S, 31.8mm

**STEM** Bontrager Race X Lite, 7 degree, 31.8mm

**HEADSET** Integrated, cartridge bearings, sealed, alloy, 1-1/8" top, 1.5" bottom

**BRAKESET** Shimano Ultegra brakes w/Shimano Ultegra STI adjustable-reach levers

## KEY FEATURES

- 9-time Tour-winning geometry for the world’s best handling and performance
- Pro-level integration: internal cable routing, Di2, DuoTrap, BB90, E2 head tube
- Reshaped Ride Tuned seatmast cuts 30 grams, adds 43% more vertical compliance
- Shimano Ultegra drivetrain
- WSD: sized and spec’d to fit women

## UPGRADES FROM MADONE 4 SERIES WSD

Ride Tuned seatmast / Internal cable routing / 500 Series OCLV





# / MADONE 4 SERIES

Race-ready carbon.

- / LINEUP
- < Madone 4.7
  - Madone 4.6
  - Madone 4.6 WSD
  - Madone 4.5
  - Madone 4.5 WSD



AREAL WEIGHT	0.00274 g/mm <sup>2</sup>
STIFFNESS/WEIGHT RATIO	0.0970 (Nm/deg)/g
VERTICAL COMPLIANCE	0.57 in

### WHY MADONE 4 SERIES

Completely redesigned for 2012, Trek's best-selling Madone gets even better, pairing race-level performance with all-day comfort.

### PROFILE

The 4 Series puts Madone's Tour-winning pedigree within reach. Perfect for the rider who values performance and demands value.

### 1 AMAZINGLY LIGHT

At 1100 grams, the all-new 4 Series is the lightest entry-level race bike Trek has ever built.

### 3 BETTER PERFORMANCE

New technologies including BB90, all-new Bontrager RL fork, and 6 Series-inspired frame offer 20% more stiffness and eliminate 150 grams from the fuselage.

### 2 FASTER ACCELERATION

An updated BB90 bottom bracket offers instant acceleration, and strips an additional 40 grams from the already class leading platform.

### 4 LOADED WITH TECHNOLOGY

BB90, E2 head tube, DuoTrap, all-new RL fork—4 Series is loaded with more technology than any other bike in its class.

## MADONE 4.7

Trek White/Gloss Black/Trek Red



### SPECIFICATIONS

- SIZES** 50, 52, 54, 56, 58, 60, 62cm
- FRAME FIT** H2
- FRAME** 400 Series OCLV Carbon, E2, BB90, DuoTrap compatible
- FORK** Bontrager Race Lite w/E2 aluminum steerer, carbon legs
- COLOR** Trek White/Gloss Black/Trek Red
- SHIFTERS** Shimano Ultegra STI, 10 speed
- FRONT DERAILLEUR** Shimano Ultegra, braze-on
- REAR DERAILLEUR** Shimano Ultegra
- CASSETTE** Shimano 105 11-28, 10 speed
- CRANK** Shimano Ultegra, 50/34 (compact)
- WHEELS** Bontrager Race
- TIRES** Bontrager R2, 700x23c
- SADDLE** Bontrager Affinity 2, hollow chromoly rails
- SEATPOST** Bontrager Carbon, 20mm offset
- HANDLEBAR** Bontrager Race Blade VR-C, 31.8mm
- STEM** Bontrager Race Lite, 7 degree, 31.8mm
- HEADSET** Integrated, cartridge bearings, sealed, alloy, 1-1/8" top, 1.5" bottom
- BRAKESET** Shimano Ultegra brakes w/Shimano Ultegra STI levers

### KEY FEATURES

- > Completely redesigned in 2012 for extraordinary performance
- > E2 tapered head tube improves steering performance for race-ready handling
- > Integrated DuoTrap compatibility is the most elegant bicycle electronics solution available
- > New for 2012, BB90 bottom bracket for superior pedaling performance

### UPGRADES FROM MADONE 4.6

Shimano Ultegra crankset & brakes / Bontrager Race wheels



MADONE 4.6

Trek White/Gloss Black/Placid Blue



SPECIFICATIONS

**SIZES** 50, 52, 54, 56, 58, 60, 62cm

**FRAME FIT** H2

**FRAME** 400 Series OCLV Carbon, E2, BB90, DuoTrap compatible

**FORK** Bontrager Race Lite w/E2 aluminum steerer, carbon legs

**COLOR** Trek White/Gloss Black/Placid Blue

**SHIFTERS** SRAM Rival, 10 speed

**FRONT DERAILLEUR** SRAM Apex, braze-on

**REAR DERAILLEUR** SRAM Rival

**CASSETTE** SRAM PG-1050 11-28, 10 speed

**CRANK** SRAM S350, 50/34 (compact)

**WHEELS** Bontrager Race

**TIRES** Bontrager R2, 700x23c

**SADDLE** Bontrager Affinity 2, hollow chromoly rails

**SEATPOST** Bontrager Carbon, 20mm offset

**HANDLEBAR** Bontrager Race Blade VR-C, 31.8mm

**STEM** Bontrager Race Lite, 7 degree, 31.8mm

**HEADSET** Integrated, cartridge bearings, sealed, alloy, 1-1/8" top, 1.5" bottom

**BRAKESET** SRAM Apex brakes w/SRAM Apex levers

KEY FEATURES

- Completely redesigned in 2012 for extraordinary performance
- E2 tapered head tube improves steering performance for race-ready handling
- Integrated DuoTrap compatibility is the most elegant bicycle electronics solution available
- New for 2012, BB90 bottom bracket for superior pedaling performance

UPGRADES FROM MADONE 4.5

Full SRAM Rival/Apex group / Bontrager Affinity 2 saddle

MADONE 4.6 WSD

Seafoam/Metallic Black

women’s specific design



SPECIFICATIONS

**SIZES** 47, 50, 52, 54, 56, 58cm

**FRAME FIT** H3

**FRAME** 400 Series OCLV Carbon, E2, BB90, DuoTrap compatible

**FORK** Bontrager Race Lite w/E2 aluminum steerer, carbon legs

**COLOR** Seafoam/Metallic Black

**SHIFTERS** SRAM Rival, 10 speed

**FRONT DERAILLEUR** SRAM Apex, braze-on

**REAR DERAILLEUR** SRAM Rival

**CASSETTE** SRAM PG-1050 11-28, 10 speed

**CRANK** SRAM S350, 50/34 (compact)

**WHEELS** Bontrager Race

**TIRES** Bontrager R2, 700x23c

**SADDLE** Bontrager Affinity 2 WSD, hollow chromoly rails

**SEATPOST** Bontrager Carbon, 20mm offset

**HANDLEBAR** Bontrager Race VR-S, 31.8mm

**STEM** Bontrager Race Lite, 7 degree, 31.8mm

**HEADSET** Integrated, cartridge bearings, sealed, alloy, 1-1/8" top, 1.5" bottom

**BRAKESET** SRAM Apex brakes w/SRAM Apex adjustable-reach levers

KEY FEATURES

- WSD fit and Tour-winning geometry for confidence in any condition
- E2 tapered head tube improves steering performance for race-ready handling
- Integrated DuoTrap is the most elegant bicycle electronics solution available
- WSD: sized and spec’d to fit women

UPGRADES FROM MADONE 4.5 WSD

Full SRAM Rival/Apex group / Bontrager Affinity 2 saddle



MADONE 4.5

Starry Night Black/Bright Silver



SPECIFICATIONS

**SIZES** 50, 52, 54, 56, 58, 60, 62cm

**FRAME FIT** H2

**FRAME** 400 Series OCLV Carbon, E2, BB90, DuoTrap compatible

**FORK** Bontrager Race Lite w/E2 aluminum steerer, carbon legs

**COLOR** Starry Night Black/Bright Silver

**SHIFTERS** Shimano 105 STI, 10 speed

**FRONT DERAILLEUR** Shimano 105, braze-on

**REAR DERAILLEUR** Shimano 105

**CASSETTE** Shimano Tiagra 12-30, 10 speed

**CRANK** Shimano R565, 50/34 (compact) or Shimano R563, 50/39/30 (triple)

**WHEELS** Alloy hubs; Bontrager Approved alloy rims

**TIRES** Bontrager R1, 700x23c

**SADDLE** Bontrager Affinity 1, steel rails

**SEATPOST** Bontrager Carbon, 20mm offset

**HANDLEBAR** Bontrager Race VR-C, 31.8mm

**STEM** Bontrager Race Lite, 7 degree, 31.8mm

**HEADSET** Integrated, cartridge bearings, sealed, alloy, 1-1/8" top, 1.5" bottom

**BRAKESET** Alloy dual-pivot brakes w/Shimano 105 STI levers

KEY FEATURES

- Completely redesigned in 2012 for extraordinary performance
- E2 tapered head tube improves steering performance for race-ready handling
- Integrated DuoTrap compatibility is the most elegant bicycle electronics solution available
- New for 2012, BB90 bottom bracket for superior pedaling performance

**UPGRADES FROM MADONE 3 SERIES**  
400 Series OCLV / DuoTrap compatibility / BB90

MADONE 4.5 WSD

Blue Ink/Crystal Pearl White

women’s specific design



SPECIFICATIONS

**SIZES** 44, 47, 50, 52, 54, 56, 58cm

**FRAME FIT** H3

**FRAME** 400 Series OCLV Carbon, E2, BB90, DuoTrap compatible

**FORK** Bontrager Race Lite w/E2 aluminum steerer, carbon legs

**COLOR** Blue Ink/Crystal Pearl White

**SHIFTERS** Shimano 105 STI, 10 speed

**FRONT DERAILLEUR** Shimano 105, braze-on

**REAR DERAILLEUR** Shimano 105

**CASSETTE** Shimano Tiagra 12-30, 10 speed

**CRANK** Shimano R565, 50/34 (compact) or Shimano R563, 50/39/30 (triple)

**WHEELS** Alloy hubs; Bontrager Approved alloy rims

**TIRES** Bontrager R1, 700x23c

**SADDLE** Bontrager Affinity 1 WSD, steel rails

**SEATPOST** Bontrager Carbon, 20mm offset

**HANDLEBAR** Bontrager Race VR-S, 31.8mm

**STEM** Bontrager Race Lite, 7 degree, 31.8mm

**HEADSET** Integrated, cartridge bearings, sealed, alloy, 1-1/8" top, 1.5" bottom

**BRAKESET** Alloy dual-pivot brakes w/Shimano 105 STI adjustable-reach levers

KEY FEATURES

- WSD fit and Tour-winning geometry for confidence in any condition
- E2 tapered head tube improves steering performance for race-ready handling
- 100% carbon fiber seatpost for a super-comfortable ride
- Integrated DuoTrap compatibility is the most elegant bicycle electronics solution available
- WSD: sized and spec'd to fit women

**UPGRADES FROM MADONE 3 SERIES WSD**  
400 Series OCLV / DuoTrap compatibility / BB90 / Shimano R565/563 crank





Madone 3 Series 58

## / SPORT

### A Tour de France ride for the rest of us.

Our Sport road bikes give you the handling and Tour-winning geometry of a Madone at an amazing value. Built with premium materials and using the same processes as our higher-end Madones, these bikes will take you however far down the road you want to go.

#### / FAMILIES

Madone 3 Series  
2&1 Series  
Lexa





SPORT

Feature comparison

	MADONE 3.1	MADONE 3.1 APEX	MADONE 3.1 APEX WSD	2.3	2.1	2.1 Apex	1.5	1.2	1.1	Lexa SLX	Lexa SL	Lexa S	Lexa
300 SERIES OCLV	●	●	●										
200 SERIES ALPHA ALUMINUM				●	●	●				●			
100 SERIES ALPHA ALUMINUM							●	●	●		●	●	●
SPEEDTRAP COMPATIBLE	●	●	●	●	●	●				●			
10-SPEED	●	●	●	●	●	●	●			●	●		
9-SPEED								●				●	
8-SPEED									●				●
CRANK: COMPACT	●	●	●	●		●	●	●	●	●	●	●	●
CRANK: TRIPLE					●					●	●	●	
H2 FIT	●	●		●		●	●	●	●				
H3 FIT			●		●					●	●	●	●
TOUR-TESTED GEOMETRY	●	●	●	●	●	●	●	●	●				
WSD										●	●	●	●

SPORT

Glossary of features

**300 SERIES OCLV** A better carbon at an amazing price. 300 Series OCLV proves that great performance and affordability don't have to be mutually exclusive.

**200 SERIES ALPHA ALUMINUM** Trek's premium road alloy, formed into sophisticated tube shapes for maximum strength and minimum weight.

**100 SERIES ALPHA ALUMINUM** Trek's high-performance aluminum, with manipulated tube shapes to balance strength and weight savings.

**SPEEDTRAP COMPATIBLE** SpeedTrap seamlessly integrates the computer sensor into the fork to measure speed and distance with no added aerodynamic drag.

**10-SPEED** The pinnacle of shifting performance.

**9-SPEED** Performance-oriented gearing for performance-oriented bikes and riders.

**8-SPEED** A broad gearing range suited to even the steepest grades.

**CRANK: COMPACT** Two front chainrings with shorter gearing, for the best combination of climbing ability and flat-terrain speed.

**CRANK: TRIPLE** Three front chainrings for a wider gearing range.

**H2 FIT** The right fit for most riders. Same handling geometry as our H1 fit, with a slightly higher head tube.

**H3 FIT** Slightly higher head tube than our H2 fit, with a minute handling adjustment for more stability.

**TOUR-TESTED GEOMETRY** The perfect balance of handling, comfort, and acceleration. Does everything well, and has 9 Tour de France victories to prove it.

**WSD** Women's Specific Design, sized and spec'd to fit women right from the start.



/

MADONE 3 SERIES

World-class carbon performance starts here.

- / LINEUP
- < Madone 3.1
- Madone 3.1 Apex
- Madone 3.1 Apex WSD



AREAL WEIGHT	0.00326 g/mm <sup>2</sup>
STIFFNESS/WEIGHT RATIO	0.0843 (Nm/deg)/g
VERTICAL COMPLIANCE	0.47 in

WHY MADONE 3 SERIES

The all new Madone 3 Series delivers the handling, performance, and style that is the essence of Madone, and concentrates it into our greatest value yet.

PROFILE

Perfect for the discriminating sport-level rider who wants to squeeze every ounce of performance out of a modest budget.

1 BETTER HANDLING

New for 2012, a Bontrager E2 fork increases the lower headset bearing to a wider 1.5" diameter to smooth out and stiffen the bike under steering load.

3 BETTER PERFORMANCE

Completely redesigned for 2012 with better handling, better control, and better performance. A 6 Series soul at a 3 Series price.

2 GEOMETRY OF CHAMPIONS

At the heart of every Trek road bike lives the intuitive responsiveness of Trek's Tour-winning performance design.

4 WEATHER PROTECTION

Every frame is fashioned with front and rear fender mounts so you can ride all year long.

MADONE 3.1

Blue Ink/Crystal Pearl White



SPECIFICATIONS

- SIZES

50, 52, 54, 56, 58, 60, 62cm
- FRAME FIT

H2
- FRAME

300 Series OCLV Carbon, E2, fender & rack mounts
- FORK

Bontrager Race w/E2 aluminum steerer, carbon legs, SpeedTrap compatible
- COLOR

Blue Ink/Crystal Pearl White
- SHIFTERS

Shimano 105 STI, 10 speed
- FRONT DERAILLEUR

Shimano Tiagra, 34.9mm clamp
- REAR DERAILLEUR

Shimano 105
- CASSETTE

Shimano Tiagra 12-30, 10 speed
- CRANK

SRAM S350, 50/34 (compact)

WHEELS

Alloy hubs; Bontrager Approved alloy rims

TIRES

Bontrager R1, 700x23c

SADDLE

Bontrager Affinity 1, steel rails

SEATPOST

Bontrager Race Lite Alloy, infinite tilt adjustment, 20mm offset

HANDLEBAR

Bontrager Race VR-C, 31.8mm

STEM

Bontrager Race Lite, 7 degree, 31.8mm

HEADSET

Integrated, cartridge bearings, sealed, alloy, 1-1/8" top, 1.5" bottom

BRAKESET

Alloy dual-pivot brakes w/Shimano 105 STI levers

EXTRAS

Fender & rack mounts

KEY FEATURES

- > New 6 Series-inspired frame offers carbon performance and road-smoothing comfort
- > Incredible value—our least expensive Madone ever
- > BB86.5 bottom bracket improves pedaling performance for exhilarating acceleration
- > SpeedTrap compatible for seamless electronics integration

UPGRADES FROM 2&1 SERIES

300 Series OCLV / 6 Series carbon shaping / BB86.5



# MADONE 3.1 APEX

Blue Ink/Crystal Pearl White



## SPECIFICATIONS

**SIZES** 50, 52, 54, 56, 58, 60, 62cm

**FRAME FIT** H2

**FRAME** 300 Series OCLV Carbon, E2, fender & rack mounts

**FORK** Bontrager Race w/E2 aluminum steerer, carbon legs, SpeedTrap compatible

**COLOR** Blue Ink/Crystal Pearl White

**SHIFTERS** SRAM Apex, 10 speed

**FRONT DERAILLEUR** SRAM Apex, 34.9mm clamp

**REAR DERAILLEUR** SRAM Apex

**CASSETTE** SRAM PG-1050 11-32, 10 speed

**CRANK** SRAM Apex, 50/34 (compact)

**WHEELS** Alloy hubs; Bontrager Approved alloy rims

**TIRES** Bontrager R1, 700x23c

**SADDLE** Bontrager Affinity 1, steel rails

**SEATPOST** Bontrager Race Lite Alloy, infinite tilt adjustment, 20mm offset

**HANDLEBAR** Bontrager Race VR-C, 31.8mm

**STEM** Bontrager Race Lite, 7 degree, 31.8mm

**HEADSET** Integrated, cartridge bearings, sealed, alloy, 1-1/8" top, 1.5" bottom

**BRAKESET** Alloy dual-pivot brakes w/SRAM

Apex levers

**EXTRAS** Fender & rack mounts

## KEY FEATURES

- New 6 Series-inspired frame offers carbon performance and road-smoothing comfort
- Incredible value—our least expensive Madone ever
- BB86.5 bottom bracket improves pedaling performance for exhilarating acceleration
- SpeedTrap compatible for seamless electronics integration

### UPGRADES FROM 2&1 SERIES

300 Series OCLV / 6 Series carbon shaping / BB86.5

# MADONE 3.1 APEX WSD

White Shell/Black Titanite



women's specific design

## SPECIFICATIONS

**SIZES** 47, 50, 52, 54, 56, 58cm

**FRAME FIT** H3

**FRAME** 300 Series OCLV Carbon, E2, fender & rack mounts

**FORK** Bontrager Race w/E2 aluminum steerer, carbon legs, SpeedTrap compatible

**COLOR** White Shell/Black Titanite

**SHIFTERS** SRAM Apex, 10 speed

**FRONT DERAILLEUR** SRAM Apex, 34.9mm clamp

**REAR DERAILLEUR** SRAM Apex

**CASSETTE** SRAM PG-1050 11-32, 10 speed

**CRANK** SRAM Apex, 50/34 (compact)

**WHEELS** Alloy hubs; Bontrager Approved alloy rims

**TIRES** Bontrager R1, 700x23c

**SADDLE** Bontrager Affinity 1 WSD, steel rails

**SEATPOST** Bontrager Race Lite Alloy, infinite tilt adjustment, 20mm offset

**HANDLEBAR** Bontrager Race VR-S, 31.8mm

**STEM** Bontrager Race Lite, 7 degree, 31.8mm

**HEADSET** Integrated, cartridge bearings, sealed, alloy, 1-1/8" top, 1.5" bottom

**BRAKESET** Alloy dual-pivot brakes w/SRAM Apex

adjustable-reach levers

## KEY FEATURES

- New 6 Series-inspired frame offers carbon performance and road-smoothing comfort
- Incredible value—our least expensive Madone ever
- BB86.5 bottom bracket improves pedaling performance for exhilarating acceleration
- SpeedTrap compatible for seamless electronics integration
- WSD: sized and spec'd to fit women

### UPGRADES FROM 2&1 SERIES

300 Series OCLV / 6 Series carbon shaping / BB86.5



/ **2&1 SERIES**  
Race-ready aluminum.



/ **LINEUP**

- < 2.3
- 2.1
- 2.1 Apex
- 1.5
- 1.2
- 1.1

**WHY 2&1 SERIES**

Strong, light, and exhilarating without weighing down your budget, our 2&1 Series bikes are designed with the same meticulous attention to detail as our award-winning Madone.

**PROFILE**

A rewarding ride for the passionate enthusiast or aluminium aficionado seeking a tour-tested, confident, comfortable ride.

**1 GEOMETRY OF CHAMPIONS**

At the heart of every Trek road bike lives the intuitive responsiveness of Trek's Tour-winning performance design.

**3 INCREDIBLE VALUE**

These models feature the best value specification in the industry for long-lasting performance.

**2 THE BEST ALUMINUM**

Alpha Series alloys feature cold extrusion, multiple-point butting, and hydroforming for ultimate light weight, superior strength, and a ride-tuned shape at every pricepoint.

**4 WEATHER PROTECTION**

Every frame is fashioned with front and rear fender mounts so you can ride all year long.

**2.3**

Chi Red/Crystal Pearl White



**SPECIFICATIONS**

**SIZES** 50, 52, 54, 56, 58, 60, 62, 64cm

**FRAME FIT** H2

**FRAME** 200 Series Alpha Aluminum

**FORK** Bontrager Race, carbon legs, SpeedTrap compatible

**COLOR** Chi Red/Crystal Pearl White

**SHIFTERS** Shimano 105 STI, 10 speed

**FRONT DERAILLEUR** Shimano 105, 34.9mm clamp

**REAR DERAILLEUR** Shimano 105

**CASSETTE** Shimano Tiagra 12-30, 10 speed

**CRANK** Shimano R600, 50/34 (compact) or Shimano R553, 50/39/30 (triple)

**WHEELS** Bontrager Race

**TIRES** Bontrager R1, 700x23c

**SADDLE** Bontrager Affinity 1, steel rails

**SEATPOST** Bontrager Carbon, 20mm offset

**HANDLEBAR** Bontrager Race VR-C, 31.8mm

**STEM** Bontrager Race Lite, 7 degree, 31.8mm

**HEADSET** 1-1/8" integrated, semi-cartridge bearings

**BRAKESET** Shimano 105 brakes w/Shimano 105 STI levers

**EXTRAS** Fender mounts

**KEY FEATURES**

- > The intuitive responsiveness of our Tour-winning performance design
- > 200 Series Alpha Aluminum shaped and hydroformed frame for great comfort and handling
- > Vibration-damping Bontrager Race Carbon fork with integrated SpeedTrap compatibility

**UPGRADES FROM 2.1**

Carbon seatpost / Bontrager Race wheels



2.1

Starry Night Black/Charcoal



Crystal Pearl White/Platinum/  
LEOPARD Blue

SPECIFICATIONS

- SIZES** 50, 52, 54, 56, 58, 60, 62cm
- FRAME FIT** H2, H3
- FRAME** 200 Series Alpha Aluminum
- FORK** Bontrager Race, carbon legs, SpeedTrap compatible
- COLOR** Starry Night Black/Charcoal, Crystal Pearl White/Platinum /LEOPARD Blue
- SHIFTERS** Shimano 105 STI, 10 speed
- FRONT DERAILLEUR** Shimano 105, 34.9mm clamp
- REAR DERAILLEUR** Shimano 105
- CASSETTE** Shimano Tiagra 12-30, 10 speed
- CRANK** Shimano R563, 50/39/30 (triple)

- WHEELS** Alloy hubs; Bontrager Approved alloy rims
- TIRES** Bontrager R1, 700x23c
- SADDLE** Bontrager Affinity 1, steel rails
- SEATPOST** Bontrager Race Lite Alloy, infinite tilt adjustment, 20mm offset
- HANDLEBAR** Bontrager Race VR-C, 31.8mm
- STEM** Bontrager Race Lite, 7 degree, 31.8mm
- HEADSET** 1-1/8" integrated, semi-cartridge bearings
- BRAKESET** Alloy dual-pivot brakes w/Shimano 105 STI levers
- EXTRAS** Fender mounts

KEY FEATURES

- The intuitive responsiveness of our Tour-winning performance design
  - 200 Series Alpha Aluminum shaped and hydroformed frame for great comfort and handling
  - Vibration-damping Bontrager Race fork with integrated SpeedTrap compatibility
- UPGRADES FROM 1.5**  
200 Series Alpha Aluminum hydroformed frame / Bontrager Race fork / Shimano 105 shifters & derailleurs

2.1 APEX

Ice Green/Gloss Black



Starry Night Black/Charcoal

SPECIFICATIONS

- SIZES** 47, 50, 52, 54, 56, 58, 60, 62cm
- FRAME FIT** H2
- FRAME** 200 Series Alpha Aluminum
- FORK** Bontrager Race, carbon legs, SpeedTrap compatible
- COLOR** Starry Night Black/Charcoal, Ice Green/Gloss Black
- SHIFTERS** SRAM Apex, 10 speed
- FRONT DERAILLEUR** SRAM Apex, 34.9mm clamp
- REAR DERAILLEUR** SRAM Apex
- CASSETTE** SRAM PG-1050 11-32, 10 speed
- CRANK** SRAM S150, 50/34 (compact)

- WHEELS** Alloy hubs; Bontrager Approved alloy rims
- TIRES** Bontrager R1, 700x23c
- SADDLE** Bontrager Affinity 1, steel rails
- SEATPOST** Bontrager Race Lite Alloy, infinite tilt adjustment, 20mm offset
- HANDLEBAR** Bontrager Race VR-C, 31.8mm
- STEM** Bontrager Race Lite, 7 degree, 31.8mm
- HEADSET** 1-1/8" integrated, semi-cartridge bearings
- BRAKESET** Alloy dual-pivot brakes w/SRAM Apex levers
- EXTRAS** Fender mounts

KEY FEATURES

- The intuitive responsiveness of our Tour-winning performance design
  - 200 Series Alpha Aluminum shaped and hydroformed frame for great comfort and handling
  - Vibration-damping Bontrager Race fork with integrated SpeedTrap compatibility
- UPGRADES FROM 1.5**  
200 Series Alpha Aluminum hydroformed frame / Bontrager Race fork / SRAM Apex shifters & derailleurs



# 1.5

Crystal Pearl White/Gloss Black



## SPECIFICATIONS

**SIZES** 50, 52, 54, 56, 58, 60, 62, 64cm

**FRAME FIT** H2

**FRAME** 100 Series Alpha Aluminum

**FORK** Bontrager Approved, carbon legs

**COLOR** Crystal Pearl White/Gloss Black

**SHIFTERS** Shimano Tiagra STI, 10 speed

**FRONT DERAILLEUR** Shimano Tiagra, 34.9mm clamp

**REAR DERAILLEUR** Shimano Tiagra

**CASSETTE** Shimano Tiagra 12-30, 10 speed

**CRANK** FSA Vero, 50/34 (compact) or  
FSA Vero, 50/39/30 (triple)

**PEDALS** Nylon body w/alloy cage

**WHEELS** Alloy hubs; Bontrager Approved alloy rims

**TIRES** Bontrager R1, 700x23c

**SADDLE** Bontrager Affinity 1, steel rails

**SEATPOST** Bontrager Race Lite Alloy, infinite tilt  
adjustment, 20mm offset

**HANDLEBAR** Bontrager Race VR-C, 31.8mm

**STEM** Bontrager SSR, 10 degree, 31.8mm

**HEADSET** 1-1/8" semi-cartridge bearings

**BRAKESET** Alloy dual-pivot brakes w/Shimano  
Tiagra STI levers

**EXTRAS** Fender mounts

## KEY FEATURES

➤ The intuitive responsiveness of our  
Tour-winning performance design

➤ 100 Series Alpha Aluminum fully  
butted frame

➤ Ergonomic Bontrager Affinity saddle  
for long-ride comfort

➤ Reliable Shimano Tiagra  
shifting performance

### UPGRADES FROM 1.2

Shimano Tiagra 10-speed shifting /  
Shimano Tiagra front derailleur

# 1.2

Chi Red/Trek White



## SPECIFICATIONS

**SIZES** 43, 50, 52, 54, 56, 58, 60, 62cm

**FRAME FIT** H2

**FRAME** 100 Series Alpha Aluminum

**FORK** Bontrager Approved, carbon legs

**COLOR** Chi Red/Trek White

**SHIFTERS** Shimano Sora STI, 9 speed

**FRONT DERAILLEUR** Shimano Sora, 34.9mm clamp

**REAR DERAILLEUR** Shimano Tiagra

**CASSETTE** SRAM PG-950 11-28, 9 speed

**CRANK** FSA Vero, 50/34 (compact) or  
FSA Vero, 50/39/30 (triple)

**PEDALS** Nylon body w/alloy cage

**WHEELS** Alloy hubs; Bontrager Approved alloy rims

**TIRES** Bontrager T1, 700x23c (43cm: 650x23c)

**SADDLE** Bontrager Affinity 1, steel rails

**SEATPOST** Bontrager Race Lite Alloy, infinite tilt  
adjustment, 20mm offset

**HANDLEBAR** Bontrager Race VR-C, 31.8mm

**STEM** Bontrager SSR, 10 degree, 31.8mm

**HEADSET** 1-1/8" semi-cartridge bearings

**BRAKESET** Alloy dual-pivot brakes w/Shimano  
Sora STI levers

**EXTRAS** Fender mounts

## KEY FEATURES

➤ The intuitive responsiveness of our  
Tour-winning performance design

➤ 100 Series Alpha Aluminum fully  
butted frame

➤ Bontrager Approved carbon fork dampens  
road vibration for a smoother ride

➤ Shimano 9-speed STI shifting—all the  
gears you need

### UPGRADES FROM 1.1

Shimano Sora 9-speed shifting / Shimano  
Tiagra rear derailleur / Bontrager  
Approved carbon fork



# 1.1

Gloss Black/Bright Silver



## SPECIFICATIONS

**SIZES** 50, 52, 54, 56, 58, 60, 62cm

**FRAME FIT** H2

**FRAME** 100 Series Alpha Aluminum

**FORK** Aluminum

**COLOR** Gloss Black/Bright Silver

**SHIFTERS** Shimano 2300 STI, 8 speed

**FRONT DERAILLEUR** Shimano 2300, 34.9mm clamp

**REAR DERAILLEUR** Shimano 2300

**CASSETTE** Sun Race CSR86 12-25, 8 speed

**CRANK** Vuelta Corsa, 50/34 (compact)

**PEDALS** Nylon body w/alloy cage

**WHEELS** Alloy hubs; Bontrager Approved alloy rims

**TIRES** Bontrager T1, 700x23c

**SADDLE** Bontrager Affinity 1, steel rails

**SEATPOST** Bontrager SSR, 12mm offset

**HANDLEBAR** Bontrager SSR VR-C, 26.0mm

**STEM** Bontrager Sport, 10 degree, 26.0mm

**HEADSET** 1-1/8" semi-cartridge bearings

**BRAKESET** Alloy dual-pivot brakes w/Shimano

2300 STI levers

**EXTRAS** Fender mounts

## KEY FEATURES

- The intuitive responsiveness of our Tour-winning performance design
- 100 Series Alpha Aluminum fully butted frame
- Seven different H2 sizes to choose from
- Shimano 8-speed shifting

# / LEXA

## The perfect fit.

## / LINEUP

- Lexa SLX
- Lexa SL
- Lexa S
- Lexa



### WHY LEXA

It's a world-class, lightweight, performance road bike with a confidence-inspiring demeanor, and all the contact points are chosen with women in mind.

### PROFILE

This bike is race ready—but the Lexa rider will also appreciate the predictable, stable, comfortable handling of a bike that's designed to fit women right from the start.

### 1 GEOMETRY OF CHAMPIONS

At the heart of every Trek road bike lives the intuitive responsiveness of Trek's Tour-winning performance design.

### 3 INCREDIBLE VALUE

These models feature the best value specification in the industry for long-lasting performance.

### 2 THE BEST ALUMINUM

Alpha Series alloys feature cold extrusion, multiple-point butting, and hydroforming for ultimate light weight, superior strength, and a ride-tuned shape at every pricepoint.

### 4 WOMEN'S SPECIFIC DESIGN

Better fit = better performance, and this WSD platform is designed from the ground up to fit women better.



LEXA SLX

Black Pearl/Charcoal

women’s specific design



Satin White Shell/Satin Ghost Grey

SPECIFICATIONS

**SIZES** 47, 50, 52, 54, 56, 58cm

**FRAME FIT** H3

**FRAME** 200 Series Alpha Aluminum

**FORK** Bontrager Race, carbon legs, SpeedTrap compatible

**COLOR** Black Pearl/Charcoal, Satin White Shell/Satin Ghost Grey

**SHIFTERS** Shimano 105 STI, 10 speed

**FRONT DERAILLEUR** Shimano 105, 34.9mm clamp

**REAR DERAILLEUR** Shimano 105

**CASSETTE** Shimano 105 12-30, 10 speed

**CRANK** Shimano R565, 50/34 (compact) or Shimano R553, 50/39/30 (triple)

**WHEELS** Alloy hubs; Bontrager Approved alloy rims

**TIRES** Bontrager R1, 700x23c

**SADDLE** Bontrager Affinity 1 WSD, steel rails

**SEATPOST** Bontrager Carbon, 20mm offset

**HANDLEBAR** Bontrager Race VR-S, 31.8mm

**STEM** Bontrager Race Lite, 7 degree, 31.8mm

**HEADSET** 1-1/8" integrated, semi-cartridge bearings

**BRAKESET** Alloy dual-pivot brakes w/Shimano 105 STI adjustable-reach levers

**EXTRAS** Fender mounts

KEY FEATURES

- The intuitive responsiveness of our Tour-winning performance design
- 200 Series Alpha Aluminum shaped and hydroformed frame for great comfort and handling
- Vibration-damping Bontrager Race fork with integrated SpeedTrap compatibility
- WSD: sized and spec'd to fit women

UPGRADES FROM LEXA SL

200 Series Alpha Aluminum hydroformed frame / Bontrager Race fork / Bontrager SSR wheels / Shimano 105 shifters & derailleurs

LEXA SL

Gloss Blue Ink/Crystal Pearl White

women’s specific design



Matte Black/Matte Trek White

SPECIFICATIONS

**SIZES** 47, 50, 52, 54, 56cm

**FRAME FIT** H3

**FRAME** 100 Series Alpha Aluminum

**FORK** Bontrager Approved, carbon legs

**COLOR** Matte Black/Matte Trek White, Gloss Blue Ink/Crystal Pearl White

**SHIFTERS** Shimano Tiagra STI, 10 speed

**FRONT DERAILLEUR** Shimano Tiagra, 34.9mm clamp

**REAR DERAILLEUR** Shimano Tiagra

**CASSETTE** Shimano Tiagra 12-30, 10 speed

**CRANK** FSA Vero, 50/34 (compact) or FSA Vero, 50/39/30 (triple)

**PEDALS** Nylon body w/alloy cage

**WHEELS** Alloy hubs; Bontrager Approved alloy rims

**TIRES** Bontrager R1, 700x23c

**SADDLE** Bontrager Affinity 1 WSD, steel rails

**SEATPOST** Bontrager Race Lite Carbon, infinite tilt adjustment, 20mm offset

**HANDLEBAR** Bontrager Race VR-S, 31.8mm

**STEM** Bontrager SSR, 10 degree, 31.8mm

**HEADSET** 1-1/8" semi-cartridge bearings

**BRAKESET** Alloy dual-pivot brakes w/Shimano Tiagra STI adjustable-reach levers

**EXTRAS** Fender mounts

KEY FEATURES

- The intuitive responsiveness of our Tour-winning performance design
- 100 Series Alpha Aluminum fully butted frame
- Carbon fiber seatpost and ergonomic Bontrager Affinity saddle for long-ride comfort
- Reliable Shimano Tiagra shifting
- WSD: sized and spec'd to fit women

UPGRADES FROM LEXA S

Carbon seatpost / Shimano Tiagra front derailleur & shifters



LEXA S

Dusty Blue/Crystal Pearl White

women’s specific design



Gloss Berry

SPECIFICATIONS

**SIZES** 47, 50, 52, 54, 56cm

**FRAME FIT** H3

**FRAME** 100 Series Alpha Aluminum

**FORK** Bontrager Approved, carbon legs

**COLOR** Dusty Blue/Crystal Pearl White, Gloss Berry

**SHIFTERS** Shimano Sora STI, 9 speed

**FRONT DERAILLEUR** Shimano Sora, 34.9mm clamp

**REAR DERAILLEUR** Shimano Tiagra

**CASSETTE** SRAM PG-950 11-28, 9 speed

**CRANK** FSA Vero, 50/39/30 (triple) or  
FSA Vero, 50/34 (compact)

**PEDALS** Nylon body w/alloy cage

**WHEELS** Alloy hubs; Bontrager Approved alloy rims

**TIRES** Bontrager T1, 700x23c

**SADDLE** Bontrager Affinity 1 WSD, steel rails

**SEATPOST** Bontrager SSR, 12mm offset

**HANDLEBAR** Bontrager Race VR-S, 31.8mm

**STEM** Bontrager SSR, 10 degree, 31.8mm

**HEADSET** 1-1/8" semi-cartridge bearings

**BRAKESET** Alloy dual-pivot brakes w/Shimano Sora  
STI adjustable-reach levers

**EXTRAS** Fender mounts

KEY FEATURES

- The intuitive responsiveness of our Tour-winning performance design
- 100 Series Alpha Aluminum fully butted frame
- Bontrager Approved carbon fork dampens road vibration for a smoother ride
- Reliable Shimano 9-speed STI shifting
- WSD: sized and spec'd to fit women

UPGRADES FROM LEXA

Shimano 9-speed shifting / Bontrager Approved carbon fork

LEXA

Gloss Paramount Grey/Nautical Navy

women’s specific design



Crystal Pearl White

SPECIFICATIONS

**SIZES** 47, 50, 52, 54, 56cm

**FRAME FIT** H3

**FRAME** 100 Series Alpha Aluminum

**FORK** Aluminum

**COLOR** Gloss Paramount Grey/Nautical Navy,  
Crystal Pearl White

**SHIFTERS** Shimano 2300 STI, 8 speed

**FRONT DERAILLEUR** Shimano 2300, 34.9mm clamp

**REAR DERAILLEUR** Shimano 2300

**CASSETTE** Sun Race CSR86 12-25, 8 speed

**CRANK** Vuelta Corsa, 50/34 (compact)

**PEDALS** Nylon body w/alloy cage

**WHEELS** Alloy hubs; Bontrager Approved alloy rims

**TIRES** Bontrager T1, 700x23c

**SADDLE** Bontrager Affinity 1 WSD, steel rails

**SEATPOST** Bontrager SSR, 12mm offset

**HANDLEBAR** Bontrager SSR VR-S, 31.8mm

**STEM** Bontrager SSR, OS, 10 degree

**HEADSET** 1-1/8" semi-cartridge bearings

**BRAKESET** Alloy dual-pivot brakes w/Shimano 2300  
STI adjustable-reach levers

**EXTRAS** Fender mounts

KEY FEATURES

- The intuitive responsiveness of our Tour-winning performance design
- 100 Series Alpha Aluminum fully butted frame
- Reliable Shimano STI 8-speed Shifting
- WSD: sized and spec'd to fit women





Speed Concept 9.9 83

# / TRIATHLON

## The fastest way to the finish.

Speed Concept is the fastest collection of triathlon bikes on the planet. Our revolutionary design pairs a groundbreaking aero shape with the cleanest integration of brakes, cables, and electronics ever seen on a bicycle. Speed Concept gives you every advantage of all that we've learned in the wind tunnel.

### / FAMILIES

Speed Concept 9 Series  
Speed Concept 7 Series  
Speed Concept 2 Series





TRIATHLON

Feature comparison

	SPEED CONCEPT 9.9	SPEED CONCEPT 9.8	SPEED CONCEPT 9.8 WSD	SPEED CONCEPT 9.5	SPEED CONCEPT 9.5 WSD	SPEED CONCEPT 7.8	SPEED CONCEPT 7.8 WSD	SPEED CONCEPT 7.5	SPEED CONCEPT 7.2	SPEED CONCEPT 7.0	SPEED CONCEPT 7.0 WSD	SPEED CONCEPT 2.5	SPEED CONCEPT 2.5 WSD
600 SERIES OCLV	●	●	●	●	●								
500 SERIES OCLV						●	●	●	●	●	●		
200 SERIES ALPHA ALUMINUM												●	●
DUOTRAP COMPATIBLE	●	●	●	●	●	●	●	●	●	●	●		
SPEEDTRAP COMPATIBLE												●	●
KVF TUBE SHAPE	●	●	●	●	●	●	●	●	●	●	●	●	●
INTEGRATED HANDLEBAR	●	●	●	●	●								
BB90	●	●	●	●	●								
BB86.5						●	●	●	●	●			
SPEED STORAGE	●	●	●	●	●	●	●	●	●	●	●	●	●
BONTRAGER AERO SKEWERS	●	●	●	●	●	●	●	●	●	●	●	●	●
INTEGRATED FRONT BRAKE	●	●	●	●	●								
INTEGRATED REAR BRAKE	●	●	●	●	●	●	●	●	●	●	●		
HIDDEN REAR BRAKE												●	●
INTEGRATED CABLE MANAGEMENT	●	●	●	●	●	●	●	●	●	●	●		
DI2 OPTIMIZATION	●	●	●	●	●	●	●	●	●	●	●		
WSD			●		●		●				●		●
PROJECT ONE	●	●	●	●	●								

TRIATHLON

Glossary of features

**600 SERIES OCLV** Advanced aerospace materials and weight-saving, performance-enhancing processes like StepJoint technology provide the best frame weight/stiffness combinations in the industry.

**500 SERIES OCLV** The best mix of materials available outside of North America. Light, strong, stiff, and perfectly suited to the sophisticated frame technologies that distinguish Trek frames.

**200 SERIES ALPHA ALUMINUM** Trek’s premium road alloy, formed into sophisticated tube shapes for maximum strength and minimum weight.

**DUOTRAP COMPATIBLE** DuoTrap seamlessly integrates the computer sensor into the frame to measure speed, distance, and cadence with no added aerodynamic drag.

**SPEEDTRAP COMPATIBLE** SpeedTrap seamlessly integrates the computer sensor into the fork to measure speed and distance with no added aerodynamic drag.

**KVF TUBE SHAPE** Kammtail Virtual Foil. It’s the most aerodynamic tube shape ever designed for a bicycle.

**INTEGRATED HANDLEBAR** Bar is integrated into the frame for the sleekest, lowest-drag profile.

**BB90** The widest bottom bracket available on a road bike. This Trek-exclusive carbon BB makes the frame lighter, stiffer, and quicker to accelerate.

**BB86.5** BB86.5 bottom bracket improves pedaling performance for exhilarating acceleration.

**SPEED STORAGE** Bontrager Speed Storage products are so well fitted to the Speed Concept frame that the bike is actually more aerodynamic with them than without.

**BONTRAGER AERO SKEWERS** Even the quick-release skewers on the Speed Concept increase its speed. We integrate them into the shape of the bike for faster aerodynamics.

**INTEGRATED FRONT BRAKE** Brake is integrated into the fuselage for the lowest possible aero drag. A Speed Concept exclusive.

**INTEGRATED REAR BRAKE** Brake is integrated into the frame for minimal drag and maximum efficiency.

**HIDDEN REAR BRAKE** Brake is tucked below the frame to hide from the wind.

**INTEGRATED CABLE MANAGEMENT** Shift and brake cables are routed through the frame for the lightest, cleanest, best cable management ever.

**DI2 OPTIMIZATION** Sleekly integrates with Shimano’s Di2 drivetrain. No zip ties, no electrical tape—the cleanest solution available for a tri bike.

**WSD** Women’s Specific Design, sized and spec’d to fit women right from the start.

**PROJECT ONE** Our exclusive custom bike program. You dream it, we build it.



# / REVOLUTIONARY AERODYNAMICS

## MORE SPEED THROUGH BETTER DESIGN

We applied the best aero ideas from automotive and aerospace engineering to create an aerodynamic tube shape that's nothing short of revolutionary.

### KVF TUBE SHAPE

Airfoils are created with a precise ratio of length and width. The optimal combination gives you the least air resistance, and consequently, the fastest speeds.

The Kammtail Virtual Foil (KVF) tube shape is unique in bicycles. We started with a super-slippery 5:1 airfoil, then cut off the tail at just the right length to trick the wind into thinking the full foil is still there, creating a super-aero virtual tail.

### KVF VIRTUAL AIRFOIL

Unlike a conventional airfoil, the KVF tube shape retains full aero benefit at yaw. The virtual tail bends to maintain its aero shape in the presence of the most prevalent crosswinds.

The secondary effect of a virtual-tail truncated tube shape is that we can use less material for a lighter yet stiffer frame.

Less drag at all crosswind angles and a lighter frame mean greater speed from the power you put to the pedals. The Speed Concept 9 Series conquers the wind—and the competition.



## YAW EXPLAINED

Yaw is the measure of crosswind angle. The wind is very seldom directly head-on, so yaw is a critical (and often overlooked) factor in bicycle aerodynamics.

Even a slight crosswind can change the aerodynamics of a bike substantially. Many tri bikes have low aerodynamic drag when airflow is directly from the front, but real wind flow is almost always a crosswind. Speed Concept's innovative Kammtail Virtual Foil (KVF) tube shape actually maintains its aerodynamic properties in a crosswind for maximum real-world aero benefit.

## TESTED FROM EVERY ANGLE

To test the Speed Concept in real-world conditions, Trek engineers measured average yaw over several of the biggest Ironman courses to determine the most prevalent crosswind conditions. We then applied those crosswind variables to extensive wind-tunnel testing of Speed Concept and all our major competitors. The results speak for themselves.

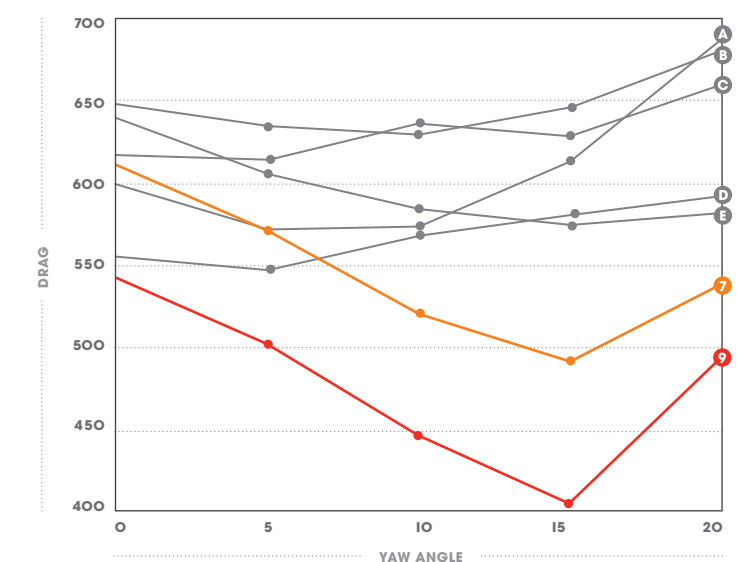
## LEADING EDGE TECHNOLOGY

Presenting the least amount of surface area at the front of a bike is crucial. It sets the tone for how the rest of the bike will perform.

The shape of what's behind the leading edge is equally important. Traditional 3:1 airfoils create a blunt leading edge that pushes against airflow and creates drag when the wind separates from the frame.

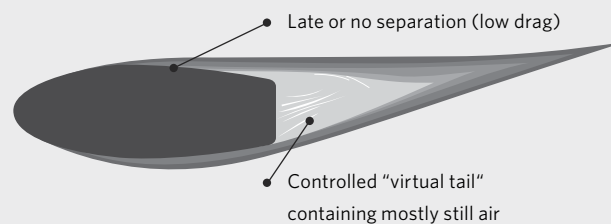
The KVF truncated 5:1 airfoil allows the wind to slip cleanly along the frame with near zero drag. The minimal frontal surface area of Speed Concept, combined with its perfect aerodynamic shape, makes the bike slice through the wind effortlessly, so more of the power you apply to the pedals translates directly into speed.

## WIND TUNNEL DRAG AT YAW



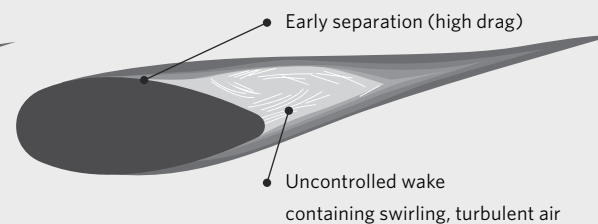
- A Specialized Transition
- B 2010 Felt B2
- C Scott Plasma 2
- D Cervelo P4 w/ Aero Bottle
- E Cervelo P3
- 7 Speed Concept 7 Series
- 9 Speed Concept 9 Series

### KAMMTAIL TUBE SHAPE



AIRFLOW @ 10 YAW

### TRADITIONAL 3:1 TUBE SHAPE



AIRFLOW @ 10 YAW



# / SLEEK INTEGRATION

## THE LESS THE WIND SEES, THE BETTER

Speed Concept isn't just an aerodynamic frame, it's an aerodynamic system. Cables, brake calipers, computers, zip ties, flat repair equipment, athlete fuel, skewers—these can all create drag and slow you down. But not on Speed Concept. We integrate every possible variable into the frameset, hiding them from the wind to create the most aerodynamic bicycle ever, even when it's fully loaded for 112 miles.



## INTEGRATED ELECTRONICS

Computer sensors create unwanted dirty air—but not if you build them seamlessly right into the frame. Speed Concept is the first tri bike to integrate electronics into its aerodynamic shape.



## SPEED STORAGE

Bontrager Speed Storage products are so well fitted to the Speed Concept frame that the bike is actually more aerodynamic with them than without. Take your tools, flat fixes, and fuels with you, and go even faster.



## INTEGRATED CABLE MANAGEMENT

You can look for the brake and shift cables, but you won't see them—and neither will the wind. Cables contribute a massive amount of drag, and routing them internally through the bars and frame eliminates that drag and maximizes speed.



## INVISIBLE BRAKES

Speed Concept is the first bike with front and rear brakes actually built into the fuselage. This innovative setup results in less drag and cleaner lines—a faster, sleeker, better solution.



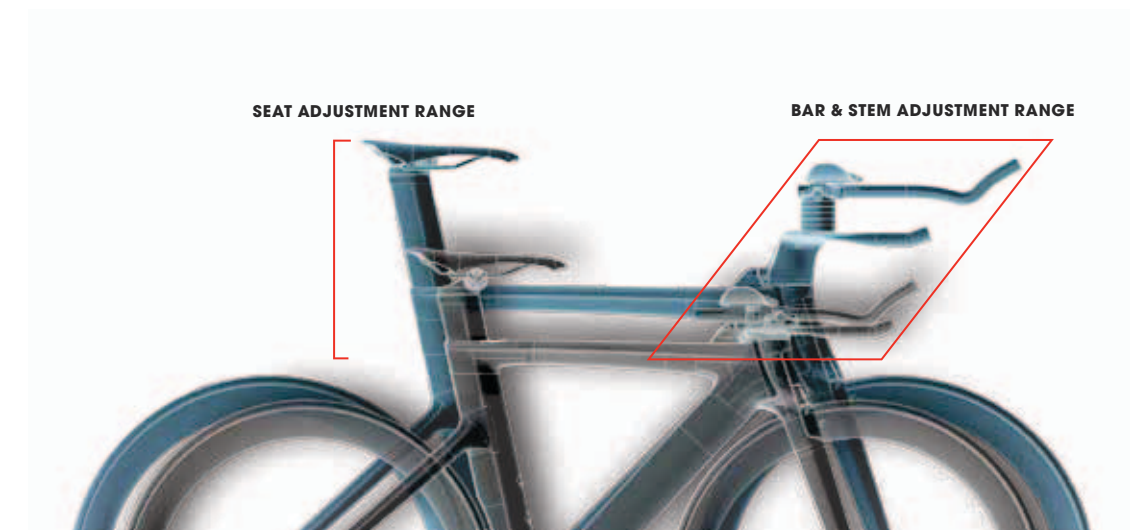
## SPEED IS IN THE DETAILS

Even the quick-release skewers on the Speed Concept increase its speed. We integrate them into the shape of the bike for faster aerodynamics.

# / THE FASTEST FIT

## THE RIGHT FIT MAKES YOU FASTER. ON THE BIKE OR OFF.

A bike that fits right goes faster. A comfortable rider in an efficient position can put the most power to the pedals. And in triathlon, a comfortable ride translates into a faster and more comfortable run. We designed Speed Concept with the widest size range and most adjustability of any tri bike, to give you the full benefit of the right fit. For the fastest rides, the fastest runs, and the fastest overall results.



## BAR HEIGHT, LENGTH, AND WIDTH

Six stems and more than 14cm of height adjustment give the Speed Concept platform more adjustability than a standard road bike.

## OUTSIZING THE COMPETITION

Speed Concept was developed for the absolute fastest riders in the sport, but with every rider in mind. No other brand has a wider range of sizes or a more adjustable fit.

## SADDLE ADJUSTMENT

The Speed Concept seat angle adjusts from 74 to 82 degrees, so any rider can settle into the ideal seat position.

## EASY-TO-SELECT SIZING SYSTEM

Five frame sizes with a sensible progression of stack and reach, standover, and head tube height make for an easy-to-select sizing system. Speed Concept fits the smallest to the tallest triathlete.

## PAD AND EXTENSION REACH

Speed Concept pads and extensions offer a nearly infinite range of adjustability in any direction. Settle in and get comfortable.



# / SPEED CONCEPT 9 SERIES

The fastest way to the finish.

- / LINEUP
- < Speed Concept 9.9
  - Speed Concept 9.8
  - Speed Concept 9.8 WSD
  - Speed Concept 9.5
  - Speed Concept 9.5 WSD



AREAL WEIGHT	0.00288 g/mm <sup>2</sup>
STIFFNESS/WEIGHT RATIO	0.0688 (Nm/deg)/g
VERTICAL COMPLIANCE	0.25 in

## WHY SPEED CONCEPT 9 SERIES

What the wind tunnel predicted, real-world results have confirmed: Speed Concept 9 Series is the fastest bike on the planet.

## PROFILE

Are you a speed freak? The 9 Series is our top-of-the-line bike for those who put speed above all else.

### 1 HIDDEN FROM THE WIND

Integrated front and rear brakes, internal frame routing, optional integrated DuoTrap electronics, and integrated storage dramatically decrease drag and save time.

### 2 UNMATCHED ADJUSTABILITY

Speed Concept 9 Series has the largest range of adjustability of any elite tri bike.

### 3 KVF TUBE SHAPE

Kammtail Virtual Foil. It's the most aerodynamic tube shape ever designed for a bicycle.

### 4 WIND-TUNNEL PROVEN

We've tested every major competitor in the wind tunnel, and Speed Concept is the fastest. Period.

## SPEED CONCEPT 9.9

Gloss Onyx Carbon/Matte Onyx Carbon

PROJECT ONE



## SPECIFICATIONS

**SIZES** S, M, L, XL

**FRAME** 600 Series OCLV Carbon, KVF (Kammtail Virtual Foil) tube design, SC Speed Box & DuoTrap compatible, includes SC Draft Box

**FORK** Bontrager SC, 600 Series OCLV Carbon, KVF leg design, integrated brake & stem

**COLOR** Gloss Onyx Carbon/Matte Onyx Carbon

**SHIFTERS** SRAM Red R2C, bar end control, 10 speed

**FRONT DERAILLEUR** SRAM Red, braze-on

**REAR DERAILLEUR** SRAM Red

**CASSETTE** SRAM OG-1090 11-23, 10 speed

**CRANK** SRAM Red, 53/39 (double)

**WHEELS** Bontrager Aeolus 6.5, carbon

**TIRES** Bontrager R4 Aero, 700x22c

**SADDLE** Fizik Arione Tri2, manganese rails

**SEATPOST** Bontrager Speed Concept Race X Lite, carbon, +/-10mm offset

**HANDLEBAR** Bontrager Speed Concept aero bar w/ski bend extension, carbon, direct mount

**STEM** Bontrager Speed Concept, direct mount

**HEADSET** Integrated, sealed bearings, 1" top, 1-1/8" bottom

**BRAKESET** Bontrager Speed Concept integrated brakes w/Bontrager Race XXX Lite aero levers, integrated cable adjuster

## KEY FEATURES

- > Patent-pending KVF aerodynamic tube shape for an unmatched speed advantage
- > The best fit of any elite tri bike
- > Hidden cables, invisible brakes, integrated storage, and DuoTrap compatibility
- > Near-infinite customization of color and components through Project One

## UPGRADES FROM SPEED CONCEPT 7 SERIES

Integrated front brake, storage, & handlebar / Made in USA of 600 Series OCLV / Project One customization



# SPEED CONCEPT 9.8

Trek White/Onyx Carbon

PROJECT ONE



## SPECIFICATIONS

- SIZES** S, M, L, XL
- FRAME** 600 Series OCLV Carbon, KVF (Kammtail Virtual Foil) tube design, SC Speed Box & DuoTrap compatible, includes SC Draft Box
- FORK** Bontrager SC, 600 Series OCLV Carbon, KVF leg design, integrated brake & stem
- COLOR** Trek White/Onyx Carbon
- SHIFTERS** SRAM 900 TT, bar end control, 10 speed
- FRONT DERAILLEUR** SRAM Force, braze-on
- REAR DERAILLEUR** SRAM Force
- CASSETTE** SRAM OG-1070 11-23, 10 speed
- CRANK** SRAM Force, 53/39
- WHEELS** Bontrager Aura 5.0
- TIRES** Bontrager R4 Aero, 700x22c
- SADDLE** Fizik Airone Tri2, manganese rails
- SEATPOST** Bontrager Speed Concept Race X Lite, carbon, +/-10mm offset
- HANDLEBAR** Bontrager Speed Concept aero bar w/ski bend extension, carbon, direct mount
- STEM** Bontrager Speed Concept, direct mount
- HEADSET** Integrated, sealed bearings, 1" top, 1-1/8" bottom
- BRAKESET** Bontrager Speed Concept integrated brakes w/Bontrager Race XXX Lite aero levers

## KEY FEATURES

- Patent-pending KVF aerodynamic tube shape for an unmatched speed advantage
- The best fit of any elite tri bike
- Hidden cables, invisible brakes, integrated storage, and DuoTrap compatibility
- Near-infinite customization of color and components through Project One

**UPGRADES FROM SPEED CONCEPT 7 SERIES**  
Integrated front brake, storage, & handlebar / Made in USA of 600 Series OCLV / Project One customization

# SPEED CONCEPT 9.8 WSD

Satin Carbon/Satin Trek White

women's specific design PROJECT ONE



## SPECIFICATIONS

- SIZES** XS, S, M
- FRAME** 600 Series OCLV Carbon, KVF (Kammtail Virtual Foil) tube design, SC Speed Box & DuoTrap compatible, includes SC Draft Box
- FORK** Bontrager SC, 600 Series OCLV Carbon, KVF leg design, integrated brake & stem
- COLOR** Satin Carbon/Satin Trek White
- SHIFTERS** SRAM 900 TT, bar end control, 10 speed
- FRONT DERAILLEUR** SRAM Force, braze-on
- REAR DERAILLEUR** SRAM Force
- CASSETTE** SRAM OG-1070 11-23, 10 speed
- CRANK** SRAM Force, 53/39 (XS: Rival 53/39)
- WHEELS** Bontrager Aura 5.0 (XS: 650c HED Jet 60)
- TIRES** Bontrager R4 Aero, 700x22c (XS: R3, 650x22c)
- SADDLE** Fizik Vitesse Tri, manganese rails
- SEATPOST** Bontrager Speed Concept Race X Lite, carbon, +/-10mm offset
- HANDLEBAR** Bontrager Speed Concept aero bar w/ski bend extension, carbon, direct mount
- STEM** Bontrager Speed Concept, direct mount
- HEADSET** Integrated, sealed bearings, 1" top, 1-1/8" bottom
- BRAKESET** Bontrager Speed Concept integrated brakes w/Bontrager Race XXX Lite aero levers

## KEY FEATURES

- Patent-pending KVF aerodynamic tube shape for an unmatched speed advantage
- The best fit of any elite tri bike
- Hidden cables, invisible brakes, integrated storage, and DuoTrap compatibility
- Near-infinite customization of color and components through Project One
- WSD: sized and spec'd to fit women

**UPGRADES FROM SPEED CONCEPT 7 SERIES**  
Integrated front brake, storage, & handlebar / Made in USA of 600 Series OCLV /Project One customization



SPEED CONCEPT 9.5

Placid Blue/Crystal Pearl White

PROJECT ONE



SPECIFICATIONS

- SIZES** S, M, L, XL
- FRAME** 600 Series OCLV Carbon, KVF (Kammtail Virtual Foil) tube design, SC Speed Box & DuoTrap compatible, includes SC Draft Box
- FORK** Bontrager SC, 600 Series OCLV Carbon, KVF leg design, integrated brake & stem
- COLOR** Placid Blue/Crystal Pearl White
- SHIFTERS** Shimano Dura-Ace, bar end control, 10 speed
- FRONT DERAILLEUR** Shimano Ultegra, braze-on
- REAR DERAILLEUR** Shimano Ultegra
- CASSETTE** Shimano Ultegra 11-25, 10 speed
- CRANK** Shimano Ultegra, 53/39 (double)
- WHEELS** Bontrager Race Lite
- TIRES** Bontrager R3, 700x23c
- SADDLE** Fizik Airone Tri2, manganese rails
- SEATPOST** Bontrager Speed Concept Race X Lite, carbon, +/-10mm offset
- HANDLEBAR** Bontrager Speed Concept aero bar w/ski bend extension, carbon, direct mount
- STEM** Bontrager Speed Concept, direct mount
- HEADSET** Integrated, sealed bearings, 1" top, 1-1/8" bottom
- BRAKESET** Bontrager Speed Concept integrated brakes w/Bontrager Race Lite aero levers

KEY FEATURES

- Patent-pending KVF aerodynamic tube shape for an unmatched speed advantage
- The best fit of any elite tri bike
- Hidden cables, invisible brakes, integrated storage, and DuoTrap compatibility
- Near-infinite customization of color and components through Project One

**UPGRADES FROM SPEED CONCEPT 7 SERIES**  
Integrated front brake, storage, & handlebar / Made in USA of 600 Series OCLV / Project One customization

SPEED CONCEPT 9.5 WSD

Crystal Pearl White/Berry

women's specific design PROJECT ONE



SPECIFICATIONS

- SIZES** XS, S, M
- FRAME** 600 Series OCLV Carbon, KVF (Kammtail Virtual Foil) tube design, SC Speed Box & DuoTrap compatible, includes SC Draft Box
- FORK** Bontrager SC, 600 Series OCLV Carbon, KVF leg design, integrated brake & stem
- COLOR** Crystal Pearl White/Berry
- SHIFTERS** Shimano Dura-Ace, bar end control, 10 speed
- FRONT DERAILLEUR** Shimano Ultegra, braze-on
- REAR DERAILLEUR** Shimano Ultegra
- CASSETTE** Shimano Ultegra 11-25, 10 speed
- CRANK** Shimano Ultegra, 53/39 (double)
- WHEELS** Bontrager Race Lite (XS: Xero XR-200, 650c)
- TIRES** Bontrager R3, 700x23c
- SADDLE** Fizik Vitesse Tri, manganese rails
- SEATPOST** Bontrager Speed Concept Race X Lite, carbon, +/-10mm offset
- HANDLEBAR** Bontrager Speed Concept aero bar w/ski bend extension, carbon, direct mount
- STEM** Bontrager Speed Concept, direct mount
- HEADSET** Integrated, sealed bearings, 1" top, 1-1/8" bottom
- BRAKESET** Bontrager Speed Concept integrated brakes w/Bontrager Race Lite aero levers

KEY FEATURES

- Patent-pending KVF aerodynamic tube shape for an unmatched speed advantage
- The best fit of any elite tri bike
- Hidden cables, invisible brakes, integrated storage, and DuoTrap compatibility
- Near-infinite customization of color and components through Project One
- WSD: sized and spec'd to fit women

**UPGRADES FROM SPEED CONCEPT 7 SERIES**  
Integrated front brake, storage, & handlebar / Made in USA of 600 Series OCLV / Project One customization



# / SPEED CONCEPT 7 SERIES

Superior aerodynamics, serious value.

## / LINEUP

- < Speed Concept 7.8
- Speed Concept 7.8 WSD
- Speed Concept 7.5
- Speed Concept 7.5 WSD
- Speed Concept 7.2
- Speed Concept 7.0



AREAL WEIGHT	0.00335 g/mm <sup>2</sup>
STIFFNESS/WEIGHT RATIO	0.0600 (Nm/deg)/g
VERTICAL COMPLIANCE	0.28 in

### WHY SPEED CONCEPT 7 SERIES

7 Series is built with 80% of the features of our top-of-the-line 9 Series, and is second only to 9 Series in the wind tunnel. Ultra high performance, outstanding value.

### PROFILE

7 Series is tailored to the serious triathlete who is looking to go faster, for less.

### 1 HIDDEN FROM THE WIND

Integrated rear brake, internal frame routing, optional integrated DuoTrap electronics, and optional integrated storage dramatically decrease drag and save time.

### 2 500 SERIES OCLV

The best mix of materials available outside of North America. Light, strong, stiff, and perfectly suited to Speed Concept's sophisticated frame technologies.

### 3 KVF TUBE SHAPE

Kammtail Virtual Foil. It's the most aerodynamic tube shape ever designed for a bicycle.

### 4 WIND-TUNNEL PROVEN

We've tested every major competitor in the wind tunnel. The only thing faster than 7 Series? 9 Series.

## SPEED CONCEPT 7.8

Crystal Pearl White/Gloss Black



### SPECIFICATIONS

**SIZES** S, M, L, XL

**FRAME** 500 Series OCLV Carbon, KVF (Kammtail Virtual Foil) tube design, DuoTrap & SC Draft Box/SC Speed Box compatible

**FORK** Bontrager Race Lite E2 Tri Speed Concept, carbon

**COLOR** Crystal Pearl White/Gloss Black

**SHIFTERS** SRAM 500 TT, bar end control, 10 speed

**FRONT DERAILLEUR** SRAM Force, braze-on

**REAR DERAILLEUR** SRAM Force

**CASSETTE** SRAM PG-1070 11-26, 10 speed

**CRANK** SRAM Force, 53/39 (double)

**WHEELS** Bontrager Aura 5

**TIRES** Bontrager R3, 700x23c

**SADDLE** Vision AeroMax Tri, chromoly rails

**SEATPOST** Bontrager Speed Concept Race X Lite, carbon, +/-10mm offset

**HANDLEBAR** Bontrager Race X Lite Bullhorn, carbon w/Race Lite clip-ons

**STEM** Bontrager Race X Lite, 7 degree, 31.8mm

**HEADSET** Integrated, sealed bearings, 1" top, 1-1/8" bottom

**BRAKESET** SRAM Force front brake, Speed Concept integrated rear brake w/Bontrager Race Lite aero levers

### KEY FEATURES

- > KVF aerodynamic tube shape—faster than all our major competitors' top bikes
- > 500 Series OCLV frame: stiff, comfortable, stable, with a limited lifetime frame warranty
- > Integrated rear brake, internal frame routing, DuoTrap compatibility, and optional integrated storage

### UPGRADES FROM SPEED CONCEPT 7.5

SRAM Force TT gruppo / Bontrager Aura 5 wheels



# SPEED CONCEPT 7.8 WSD

Crystal Pearl White/Blue Ink

women’s specific design



## SPECIFICATIONS

<b>SIZES</b> XS, S, M	<b>TIRES</b> Bontrager R3, 700x23c
<b>FRAME</b> 500 Series OCLV Carbon, KVF (Kammtail Virtual Foil) tube design, DuoTrap & SC Draft Box/SC Speed Box compatible	(XS: Bontrager Race Lite, 650x25c)
<b>FORK</b> Bontrager Race Lite E2 Tri Speed Concept, carbon	<b>SADDLE</b> Bontrager Race Lite TT WSD
<b>COLOR</b> Crystal Pearl White/Blue Ink	<b>SEATPOST</b> Bontrager Speed Concept Race X Lite, carbon, +/-10mm offset
<b>SHIFTERS</b> SRAM 500 TT, bar end control, 10 speed	<b>HANDLEBAR</b> Bontrager Race X Lite Bullhorn, carbon w/Race Lite clip-ons
<b>FRONT DERAILEUR</b> SRAM Force, braze-on	<b>STEM</b> Bontrager Race X Lite, 7 degree, 31.8mm
<b>REAR DERAILEUR</b> SRAM Force	<b>HEADSET</b> Integrated, sealed bearings, 1" top, 1-1/8" bottom
<b>CASSETTE</b> SRAM PG-1070 11-26, 10 speed	<b>BRAKESET</b> SRAM Force front brake, Speed Concept integrated rear brake w/Bontrager Race Lite aero levers
<b>CRANK</b> SRAM Force, 53/39 (double)	
<b>WHEELS</b> Bontrager Aura 5 (XS: Formula XR250, 650c)	

## KEY FEATURES

- KVF aerodynamic tube shape—faster than all our major competitors' top bikes
- 500 Series OCLV frame: stiff, comfortable, stable, with a limited lifetime frame warranty
- Integrated rear brake, internal frame routing, DuoTrap compatibility, and optional integrated storage
- WSD: sized and spec'd to fit women

**UPGRADES FROM SPEED CONCEPT 7.5**  
SRAM Force TT gruppo / Bontrager Aura 5 wheels

# SPEED CONCEPT 7.5

Starry Night Black/Charcoal



## SPECIFICATIONS

<b>SIZES</b> S, M, L, XL	<b>TIRES</b> Bontrager R3, 700x23c
<b>FRAME</b> 500 Series OCLV Carbon, KVF (Kammtail Virtual Foil) tube design, DuoTrap & SC Draft Box/SC Speed Box compatible	<b>SADDLE</b> Vision AeroMax Tri, chromoly rails
<b>FORK</b> Bontrager Race Lite E2 Tri Speed Concept, carbon	<b>SEATPOST</b> Bontrager Speed Concept Race X Lite, carbon, +/-10mm offset
<b>COLOR</b> Starry Night Black/Charcoal	<b>HANDLEBAR</b> Bontrager Race X Lite Bullhorn, carbon w/Race Lite clip-ons
<b>SHIFTERS</b> Shimano Dura-Ace, bar end control, 10 speed	<b>STEM</b> Bontrager Race X Lite, 7 degree, 31.8mm
<b>FRONT DERAILEUR</b> Shimano Ultegra, braze-on	<b>HEADSET</b> Integrated, sealed bearings, 1" top, 1-1/8" bottom
<b>REAR DERAILEUR</b> Shimano Ultegra	<b>BRAKESET</b> Shimano Ultegra front brake; Speed Concept integrated rear brake w/Bontrager Race Lite aero levers
<b>CASSETTE</b> Shimano 105 11-25, 10 speed	
<b>CRANK</b> Shimano Ultegra, 53/39 (double)	
<b>WHEELS</b> Bontrager Race Lite	

## KEY FEATURES

- KVF aerodynamic tube shape—faster than all our major competitors' top bikes
- 500 Series OCLV frame: stiff, comfortable, stable, with a limited lifetime frame warranty
- Integrated rear brake, internal frame routing, DuoTrap compatibility, and optional integrated storage
- Shimano Ultegra drivetrain, Dura-Ace shifters—great value, great shifting

**UPGRADES FROM SPEED CONCEPT 7.2**  
Bontrager Race Lite wheels / Bontrager Race X Lite Carbon Bullhorn & stem / Shimano Ultegra group



SPEED CONCEPT 7.2

Chi Red/Trek White



SPECIFICATIONS

<b>SIZES</b> S, M, L, XL	<b>TIRES</b> Bontrager R2, 700x23c
<b>FRAME</b> 500 Series OCLV Carbon, KVF (Kammtail Virtual Foil) tube design, DuoTrap & SC Draft Box/SC Speed Box compatible	<b>SADDLE</b> Vision AeroMax Tri, chromoly rails
<b>FORK</b> Bontrager Race Lite E2 Tri Speed Concept, carbon	<b>SEATPOST</b> Bontrager Speed Concept Race X Lite, carbon, +/-10mm offset
<b>COLOR</b> Chi Red/Trek White	<b>HANDLEBAR</b> Bontrager Race Bullhorn w/Race Lite clip-ons
<b>SHIFTERS</b> SRAM 500 TT, bar end control, 10 speed	<b>STEM</b> Bontrager Race Lite, 7 degree, 31.8mm
<b>FRONT DERAILLEUR</b> SRAM Rival, braze-on	<b>HEADSET</b> Integrated, sealed bearings, 1" top, 1-1/8" bottom
<b>REAR DERAILLEUR</b> SRAM Rival	<b>BRAKESET</b> Alloy dual-pivot front brake; Speed Concept integrated rear brake w/Bontrager Race Lite aero levers
<b>CASSETTE</b> SRAM PG-1050 11-28, 10 speed	
<b>CRANK</b> SRAM S350, 50/34 (compact)	
<b>WHEELS</b> Bontrager Race	

KEY FEATURES

- KVF aerodynamic tube shape—faster than all our major competitors' top bikes
- 500 Series OCLV frame: stiff, comfortable, stable, with a limited lifetime frame warranty
- Integrated rear brake, internal frame routing, DuoTrap compatibility, and optional integrated storage
- Crisp, confident shifting with SRAM Rival 10-speed drivetrain

**UPGRADES FROM SPEED CONCEPT 7.0**  
Bontrager Race wheels / SRAM Rival drivetrain

SPEED CONCEPT 7.0

Placid Blue/Crystal Pearl White



SPECIFICATIONS

<b>SIZES</b> S, M, L, XL	<b>TIRES</b> Bontrager R1, 700x23c
<b>FRAME</b> 500 Series OCLV Carbon, KVF (Kammtail Virtual Foil) tube design, DuoTrap & SC Draft Box/SC Speed Box compatible	<b>SADDLE</b> Vision AeroMax Tri, chromoly rails
<b>FORK</b> Bontrager Race Lite E2 Tri Speed Concept, carbon	<b>SEATPOST</b> Bontrager Speed Concept Race X Lite, carbon, +/-10mm offset
<b>COLOR</b> Placid Blue/Crystal Pearl White	<b>HANDLEBAR</b> Bontrager Race Bullhorn w/Race Lite clip-ons
<b>SHIFTERS</b> SRAM 500 TT, bar end control, 10 speed	<b>STEM</b> Bontrager Race Lite, 7 degree, 31.8mm
<b>FRONT DERAILLEUR</b> SRAM Apex, braze-on	<b>HEADSET</b> Integrated, sealed bearings, 1" top, 1-1/8" bottom
<b>REAR DERAILLEUR</b> SRAM Apex	<b>BRAKESET</b> Alloy dual-pivot front brake; Speed Concept integrated rear brake w/Bontrager Race Lite aero levers
<b>CASSETTE</b> SRAM PG-1050 11-28, 10 speed	
<b>CRANK</b> SRAM Apex, 50/34 (compact)	
<b>WHEELS</b> Alloy hubs; Bontrager Approved alloy rims	

KEY FEATURES

- KVF aerodynamic tube shape—faster than all our major competitors' top bikes
- 500 Series OCLV frame: stiff, comfortable, stable, with a limited lifetime frame warranty
- Integrated rear brake, internal frame routing, DuoTrap compatibility, and optional integrated storage
- SRAM Apex performance shifting

**UPGRADES FROM SPEED CONCEPT 2 SERIES**  
500 Series OCLV frame / DuoTrap compatibility / Integrated rear brake



# SPEED CONCEPT 7.0 WSD

Ghost Grey/Crystal Pearl White

women’s specific design



## SPECIFICATIONS

<b>SIZES</b> XS, S, M	<b>TIRES</b> Bontrager R1, 700x23c (XS: Bontrager Race Lite, 650x25c)
<b>FRAME</b> 500 Series OCLV Carbon, KVF (Kammtail Virtual Foil) tube design, DuoTrap & SC Draft Box/SC Speed Box compatible	<b>SADDLE</b> Bontrager Race Lite TT WSD
<b>FORK</b> Bontrager Race Lite E2 Tri Speed Concept, carbon	<b>SEATPOST</b> Bontrager Speed Concept Race X Lite, carbon, +/-10mm offset
<b>COLOR</b> Ghost Grey/Crystal Pearl White	<b>HANDLEBAR</b> Bontrager Race Bullhorn w/Race Lite clip-ons
<b>SHIFTERS</b> SRAM 500 TT, bar end control, 10 speed	<b>STEM</b> Bontrager Race Lite, 7 degree, 31.8mm
<b>FRONT DERAILLEUR</b> SRAM Apex, braze-on	<b>HEADSET</b> Integrated, sealed bearings, 1" top, 1-1/8" bottom
<b>REAR DERAILLEUR</b> SRAM Apex	<b>BRAKESET</b> Alloy dual-pivot front brake; Speed Concept integrated rear brake w/Bontrager Race Lite aero levers
<b>CASSETTE</b> SRAM PG-1050 11-28, 10 speed	
<b>CRANK</b> SRAM Apex, 50/34 (compact)	
<b>WHEELS</b> Alloy hubs; Bontrager Approved alloy rims	

## KEY FEATURES

- KVF aerodynamic tube shape—faster than all our major competitors' top bikes
- 500 Series OCLV frame: stiff, comfortable, stable, with a limited lifetime frame warranty
- Integrated rear brake, internal frame routing, DuoTrap compatibility, and optional integrated storage
- SRAM Apex performance shifting
- WSD: sized and spec'd to fit women

## UPGRADES FROM SPEED CONCEPT 2 SERIES

500 Series OCLV frame / DuoTrap compatibility / Integrated rear brake

# / SPEED CONCEPT 2 SERIES

## The fastest aluminum tri bike.

## / LINEUP

- < Speed Concept 2.5
- Speed Concept 2.5 WSD



## WHY SPEED CONCEPT 2 SERIES

2 Series features our revolutionary KVF aerodynamic tube shape in an affordable aluminum frame.

## PROFILE

This stellar aluminium tri series is perfect for the value-conscious triathlete looking for a stable, super-aero ride.

## 1 HIDDEN FROM THE WIND

Hidden rear brake, internal frame routing, optional integrated SpeedTrap electronics, and optional integrated storage dramatically decrease drag and save time.

## 2 THE BEST ALUMINUM

Alpha Series alloys feature cold extrusion, multiple-point butting, and hydroforming for ultimate light weight, superior strength, and a ride-tuned shape at every price point.

## 3 KVF TUBE SHAPE

Kammtail Virtual Foil. It's the most aerodynamic tube shape ever designed for a bicycle.

## 4 ULTIMATE STABILITY

Trek's proprietary tri-specific geometry and lower bottom bracket provide ultra-stable handling when you're in the aero bars.



SPEED CONCEPT 2.5

Crystal Pearl White/Starry Night Black



SPECIFICATIONS

<b>SIZES</b> S, M, L, XL	<b>TIRES</b> Bontrager R1, 700x23c
<b>FRAME</b> 200 Series Alpha Aluminum, KVF (Kammtail Virtual Foil) tube design, SC Speed Box & Bento Box compatible	<b>SADDLE</b> Vision AeroMax Tri, chromoly rails
<b>FORK</b> Bontrager Race Lite E2 Tri Speed Concept, carbon, SpeedTrap compatible	<b>SEATPOST</b> Bontrager Speed Concept Race X Lite, carbon, +/-10mm offset
<b>COLOR</b> Crystal Pearl White/Starry Night Black	<b>HANDLEBAR</b> Bontrager Race Bullhorn w/Race Lite clip-ons
<b>SHIFTERS</b> SRAM 500 TT, bar end control, 10 speed	<b>STEM</b> Bontrager Race Lite, 7 degree, 31.8mm
<b>FRONT DERAILLEUR</b> SRAM Apex, braze-on	<b>HEADSET</b> Integrated, sealed bearings, 1" top, 1-1/8" bottom
<b>REAR DERAILLEUR</b> SRAM Apex	<b>BRAKESET</b> Alloy dual-pivot front brake; chainstay-mounted rear brake w/Bontrager Race Lite aero levers
<b>CASSETTE</b> SRAM PG-1050 11-28, 10 speed	
<b>CRANK</b> SRAM Apex, 50/34 (compact)	
<b>WHEELS</b> Alloy hubs; Bontrager Approved alloy rims	

KEY FEATURES

- KVF aerodynamic tube shape—faster than all our major competitors' top bikes
- Super-stable tri-specific geometry
- 200 Series Alpha Aluminum hydroformed frame: light, comfortable, unbelievably aero
- Hidden rear brake, internal frame routing, SpeedTrap compatibility, and optional integrated storage

SPEED CONCEPT 2.5 WSD

Dusty Blue/Crystal Pearl White

women's specific design



SPECIFICATIONS

<b>SIZES</b> XS, S, M	<b>TIRES</b> Bontrager R1, 700x23c
<b>FRAME</b> 200 Series Alpha Aluminum, KVF (Kammtail Virtual Foil) tube design, SC Speed Box & Bento Box compatible	<b>SADDLE</b> Bontrager Race Lite TT WSD
<b>FORK</b> Bontrager Race Lite E2 Tri Speed Concept, carbon, SpeedTrap compatible	<b>SEATPOST</b> Bontrager Speed Concept Race X Lite, carbon, +/-10mm offset
<b>COLOR</b> Dusty Blue/Crystal Pearl White	<b>HANDLEBAR</b> Bontrager Race Bullhorn w/Race Lite clip-ons
<b>SHIFTERS</b> SRAM 500 TT, bar end control, 10 speed	<b>STEM</b> Bontrager Race Lite, 7 degree, 31.8mm
<b>FRONT DERAILLEUR</b> SRAM Apex, braze-on	<b>HEADSET</b> Integrated, sealed bearings, 1" top, 1-1/8" bottom
<b>REAR DERAILLEUR</b> SRAM Apex	<b>BRAKESET</b> Alloy dual-pivot front brake; chainstay-mounted rear brake w/Bontrager Race Lite aero levers
<b>CASSETTE</b> SRAM PG-1050 11-28, 10 speed	
<b>CRANK</b> SRAM Apex, 50/34 (compact)	
<b>WHEELS</b> Alloy hubs; Bontrager Approved alloy rims	

KEY FEATURES

- KVF aerodynamic tube shape—faster than all our major competitors' top bikes
- Super-stable tri-specific geometry
- 200 Series Alpha Aluminum hydroformed frame: light, comfortable, unbelievably aero
- Hidden rear brake, internal frame routing, SpeedTrap compatibility, and optional integrated storage
- WSD: sized and spec'd to fit women





Cronus CX Ultimate 103

## / CYCLOCROSS

Sometimes the road  
isn't enough.

The demands of cyclocross racing are brutally unique, but the goal is familiar—get to the finish line first. Trek's Cyclocross lineup is more than up to the challenge. Race-inspired development from the head of Gary Fisher brings a smartly different approach to the rigorous demands of 'cross. The result: a full lineup of badass bikes built to go fast in the most challenging conditions.

### / FAMILIES

Cronus CX  
Ion CX





CYCLOCROSS

Feature comparison

	Cronus CX Ultimate	Cronus CX Pro	Ion CX Pro	Ion CX	Lane	520
500 SERIES OCLV	●	●				
200 SERIES ALPHA ALUMINUM			●	●		
STEEL FRAME					●	●
SPEEDTRAP COMPATIBLE	●	●	●	●		
E2 HEAD TUBE AND FORK	●	●	●	●		
FISHER CONTROL COLUMN	●	●	●	●		
VANISHING FENDER MOUNTS	●	●	●	●		
FENDER COMPATIBLE	●	●	●	●	●	●
BB90	●	●				
BB86.5			●	●	●	
10-SPEED	●	●	●	●		
9-SPEED					●	●
DIRECT-MOUNT FRONT DERAILLEUR	●	●				
ADJUSTABLE CABLE ROUTING	●	●				
CROWN-MOUNTED HOUSING STOP	●	●	●	●		
GARY FISHER COLLECTION	●	●	●	●	●	

CYCLOCROSS

Glossary of features

**500 SERIES OCLV** The best mix of materials available outside of North America. Light, strong, stiff, and perfectly suited to the sophisticated frame technologies that distinguish Trek frames.

**200 SERIES ALPHA ALUMINUM** Trek’s premium road alloy, formed into sophisticated tube shapes for maximum strength and minimum weight.

**STEEL FRAME** Bombproof frame with a steel-smooth ride.

**SPEEDTRAP COMPATIBLE** SpeedTrap seamlessly integrates the computer sensor into the fork to measure speed and distance with no added aerodynamic drag.

**E2 HEAD TUBE AND FORK** Tapers from a 1.5" lower to a 1-1/8" upper, placing more material where it matters most for the stiffness of a full 1.5" system without the added weight.

**FISHER CONTROL COLUMN** FCC is a completely engineered steering column, for the stiffest, most confidence-inspiring handling of any road platform.

**VANISHING FENDER MOUNTS** Discreet mounts accommodate full-coverage fenders for added utility.

**FENDER COMPATIBLE** Fenders add all-weather utility.

**BB90** The widest bottom bracket available on a road bike. This Trek-exclusive carbon BB makes the frame lighter, stiffer, and quicker to accelerate.

**BB86.5** BB86.5 bottom bracket improves pedaling performance for exhilarating acceleration.

**10-SPEED** The pinnacle of shifting performance.

**9-SPEED** Performance-oriented gearing for performance-oriented bikes and riders.

**DIRECT-MOUNT FRONT DERAILLEUR** Provides accurate shifting in a lightweight, minimal package.

**ADJUSTABLE CABLE ROUTING** Allows you to run portions of the internal cable routing with or without full housing.

**CROWN-MOUNTED HOUSING STOP** Significantly reduces brake chatter.

**GARY FISHER COLLECTION** Innovative bikes imagined by Gary Fisher, built by Trek.



/

CRONUS CX

World-class carbon. World Cup 'Cross.

/ LINEUP

< Cronus CX Ultimate

Cronus CX Pro



AREAL WEIGHT	0.00238 g/mm <sup>2</sup>
STIFFNESS/WEIGHT RATIO	0.1054 (Nm/deg)/g
VERTICAL COMPLIANCE	0.47 in

WHY CRONUS CX

This bike changes the cyclocross landscape, exceeding expectations and delivering unexpected features. Lighter frame, exceptional stiffness, the best handling, and additional race utility.

PROFILE

A serious cyclocross rider is a breed apart—and so is Cronus. It's a match made in 'cross heaven.

1 INTERNAL CABLE ROUTING

Internal cable routing stays clean and functions properly in mucky 'cross conditions.

3 MONOCOQUE CARBON FRAME

Astoundingly lightweight carbon frame won't flinch on even the most brutal 'cross course.

2 PRECISE HANDLING

A wide-stance fork provides a flex-free ride that keeps you on your line in varied terrain.

4 RACE UTILITY

Vanishing fender mounts and massive tire clearance allow for full-coverage fenders so you can ride comfortably and quickly in less-than-ideal conditions.

CRONUS CX ULTIMATE

Matte Ghost Grey/Titanite Black/Crystal Pearl White



SPECIFICATIONS

**SIZES** 50, 52, 54, 56, 58, 61cm

**FRAME** 500 Series OCLV Carbon, E2, BB90, hidden fender mounts, cantilever brake bosses

**FORK** Bontrager Race X Lite Cross, E2

**COLOR** Matte Ghost Grey/Titanite Black/Crystal Pearl White

**SHIFTERS** SRAM Force, 10 speed

**FRONT DERAILLEUR** SRAM Force, braze-on

**REAR DERAILLEUR** SRAM Force

**CASSETTE** SRAM 1070 11-28, 10 speed

**CRANK** SRAM S900 Road, 46/38

**WHEELS** Shimano Ultegra

**TIRES** Bontrager CX0, 700x34c

**SADDLE** Bontrager Evoke 3, titanium rails

**SEATPOST** Bontrager Race X Lite ACC, 27.2mm, 20mm offset

**HANDLEBAR** Bontrager Race Lite Anatomic-C

**STEM** Bontrager Race X Lite, 7 degree, 31.8mm

**HEADSET** Cane Creek IS-2, integrated, cartridge bearings, sealed, alloy, 1-1/8" top, 1.5" bottom

**BRAKESET** Avid Shorty Ultimate cantilever brakes

**EXTRAS** Fender mounts

KEY FEATURES

- > 500 Series OCLV frame
- > Vanishing fender mounts accommodate full-coverage fenders
- > Option to run fully sealed shifter cables
- > Race Lite Anatomic-C handlebar provides better leverage and cleaner hand transitions
- > Race X Lite CX fork with crown-mounted housing stop for better braking

UPGRADES FROM CRONUS CX PRO

SRAM Force drivetrain / Shimano Ultegra wheelset / Avid Shorty Ultimate brakes / Bontrager Evoke 3 saddle



# CRONUS CX PRO

Trek White/Blue Ink/Gloss Black



## SPECIFICATIONS

**SIZES** 50, 52, 54, 56, 58, 61cm

**FRAME** 500 Series OCLV Carbon, E2, BB90, hidden fender mounts, cantilever brake bosses

**FORK** Bontrager Race X Lite Cross, E2

**COLOR** Trek White/Blue Ink/Gloss Black

**SHIFTERS** SRAM Rival, 10 speed

**FRONT DERAILLEUR** SRAM Rival, braze-on

**REAR DERAILLEUR** SRAM Rival

**CASSETTE** SRAM PG-1050, 11-28, 10 speed

**CRANK** SRAM S300, 46/38

**WHEELS** Bontrager Race

**TIRES** Bontrager CX0, 700x34c

**SADDLE** Bontrager Evoke 2, chromoly rails

**SEATPOST** Bontrager Race X Lite ACC,

27.2mm, 20mm offset

**HANDLEBAR** Bontrager Race Lite Anatomic-C

**STEM** Bontrager Race Lite, 7 degree, 31.8mm

**HEADSET** Cane Creek IS-2, integrated, cartridge bearings, sealed, alloy, 1-1/8" top, 1.5" bottom

**BRAKESET** Avid Shorty 6 cantilever brakes

**EXTRAS** Fender mounts

## KEY FEATURES

- > 500 Series OCLV frame
- > Vanishing fender mounts accommodate full-coverage fenders
- > Option to run fully sealed shifter cables
- > Race Lite Anatomic-C handlebar provides better leverage and cleaner hand transitions
- > CX fork with crown-mounted housing stop for better braking

## UPGRADES FROM ION CX PRO

500 Series OCLV frame / Carbon crank / Bontrager Race X Lite carbon seatpost / Hidden fender mounts / Bontrager CX0 Team Issue tires

# / ION CX

## Fisher innovation. Trek performance.

## / LINEUP

< Ion CX Pro  
Ion CX



## WHY ION CX

Ion packs the same features and performance of its carbon sibling into a great-value aluminum bike.

## PROFILE

Ion CX is perfect for the majority of cyclocross riders looking for a 'cross bike that balances dependability, performance, and value.

## 1 ALPHA 200 SERIES ALUMINUM FRAME

A butted and shaped aluminum frame delivers a crisp ride due to a wide BB86.5 bottom bracket and large tube cross-sections.

## 2 PRECISE HANDLING

A wide-stance fork provides a flex-free ride that keeps you on your line in varied terrain.

## 3 MASSIVE MUD CLEARANCE

Plenty of rear tire clearance ensures mud will not be a problem.

## 4 RACE UTILITY

Discreet fender and rack mounts extend the usage of this bike without compromising its race pedigree.



# ION CX PRO

Starry Night Black/Crystal Pearl White/Chi Red



## SPECIFICATIONS

**SIZES** 50, 52, 54, 56, 58, 61cm

**FRAME** 200 Series Alpha Aluminum, E2, press-fit BB, fender & rack mounts

**FORK** Bontrager Race X Lite Cross, E2

**COLOR** Starry Night Black/Crystal Pearl White/Chi Red

**SHIFTERS** SRAM Rival, 10 speed

**FRONT DERAILLEUR** SRAM Rival, 34.9mm clamp

**REAR DERAILLEUR** SRAM Rival

**CASSETTE** SRAM PG-1050 11-28, 10 speed

**CRANK** SRAM S300, 46/38

**WHEELS** Bontrager Race

**TIRES** Bontrager CX0, 700x34c

**SADDLE** Bontrager Evoke 3, titanium rails

**SEATPOST** Bontrager Race Lite Alloy, infinite tilt adjustment, 20mm offset

**HANDLEBAR** Bontrager Race, 31.8mm

**STEM** Bontrager Race Lite, 7 degree, 31.8mm

**HEADSET** Cane Creek IS-2, integrated, cartridge bearings, sealed, alloy, 1-1/8" top, 1.5" bottom

**BRAKESET** Avid Shorty 6 cantilever brakes

## KEY FEATURES

- 200 Series Alpha Aluminum frame
- Discreet fender and rack mounts make the bike versatile
- Integrated BB86.5 bottom bracket
- Race X Lite CX fork with crown-mounted housing stop for better braking
- Massive mud clearance

### UPGRADES FROM ION CX

SRAM Rival drivetrain / Bontrager Race wheelset / Avid Shorty 6 brakes / Bontrager Evoke 3 saddle

# ION CX

Matte Black/Trek White/Charcoal



## SPECIFICATIONS

**SIZES** 50, 52, 54, 56, 58, 61cm

**FRAME** 200 Series Alpha Aluminum, E2, press-fit BB, fender & rack mounts

**FORK** Bontrager Race X Lite Cross, E2

**COLOR** Matte Black/Trek White/Charcoal

**SHIFTERS** SRAM Apex, 10 speed

**FRONT DERAILLEUR** SRAM Apex, 34.9mm clamp

**REAR DERAILLEUR** SRAM Apex

**CASSETTE** SRAM PG-1050 11-32, 10 speed

**CRANK** SRAM Apex, 46/38

**WHEELS** Alloy hubs; Bontrager Approved alloy rims

**TIRES** Bontrager CX0, 700x38c

**SADDLE** Bontrager Evoke 1

**SEATPOST** Bontrager Race Lite Alloy, infinite tilt adjustment, 20mm offset

**HANDLEBAR** Bontrager Race Anatomic-C, 31.8mm

**STEM** Bontrager Race Lite, 7 degree, 31.8mm

**HEADSET** Cane Creek IS-2, integrated, cartridge bearings, sealed, alloy, 1-1/8" top, 1.5" bottom

**BRAKESET** Avid Shorty 4 cantilever brakes

## KEY FEATURES

- 200 Series Alpha Aluminum frame
- Discreet fender and rack mounts make the bike versatile
- Integrated BB86.5 bottom bracket
- Race X Lite CX fork with crown-mounted housing stop for better braking
- Massive mud clearance
- SRAM Apex drivetrain



# / STEEL CROSS

Tame the terrain.

/ LINEUP  
< Lane



### WHY STEEL CROSS

Steel Cross offers the smooth ride of a quality steel frame, with the option to go geared or singlespeed.

### PROFILE

Cross riders with a feel for steel will love the refined ride of our Steel Cross bikes.

### 1 BUTTED STEEL FRAME

Our butted Platinum Series frame is smooth-riding steel at its finest.

### 3 GEARING OPTIONS

Sliding vertical dropouts let you convert from the stock gearing to single speed.

### 2 PRECISE HANDLING

A wide-stance fork provides a flex-free ride that keeps you on your line in varied terrain.

### 4 RACE UTILITY

Vanishing fender mounts and massive tire clearance allow for full-coverage fenders so you can ride comfortably and quickly in less-than-ideal conditions.

# LANE

Matte Titanite Black



### SPECIFICATIONS

**SIZES** 50, 52, 54, 56, 58, 61cm

**FRAME** Custom-buttressed Platinum Series Steel, sliding vertical dropouts

**FORK** Steel, fender eyelet

**COLOR** Matte Titanite Black

**SHIFTERS** Shimano Sora STI, 9 speed

**FRONT DERAILLEUR** Shimano Sora, 34.9mm clamp

**REAR DERAILLEUR** Shimano Tiagra

**CASSETTE** SRAM PG-950 11-28, 9 speed

**CRANK** Shimano Sora, 50/34

**WHEELS** Alloy hubs, Bontrager 750 double-wall alloy rims

**TIRES** Bontrager H5, 700x35c

**SADDLE** Bontrager Evoke 1

**SEATPOST** Bontrager SSR, 27.2mm, 20mm offset

**HANDLEBAR** Bontrager Race OS Anatomic

**STEM** Bontrager SSR, 7 degree, 31.8mm

**HEADSET** 1-1/8" semi-cartridge bearings

**BRAKESET** Tektro Oryz 992A cantilever brakes, Shimano levers

### KEY FEATURES

- > Platinum Series butted steel frame for a refined, smooth ride
- > Sliding vertical dropouts allow for geared or singlespeed with a QR wheel
- > Performance-minded cyclocross frame with integrated BB86 bottom bracket, fender compatibility
- > Tire clearance for up to 700x45c



**/ 520**  
The touring standard.

**/ LINEUP**  
< 520



**WHY 520**

Every inch of the 520 has been tuned to meet the comfort, stability, and reliability needs of the touring cyclist.

**PROFILE**

If you're a committed touring cyclist looking for the utmost in comfort and durability, 520 is your ride.

**1 LOAD CAPACITY**

Low touring mounts front and rear stabilize heavy multi-day touring loads.

**3 SUPREME COMFORT**

The smooth ride of ultra-durable butted chromoly steel makes 520 comfortable day after day.

**2 TOURING-SPECIFIC DRIVETRAIN**

Touring drivetrain combines mountain bike gearing with road bike smoothness.

**4 ULTIMATE STABILITY**

Longer chainstays, a longer wheel base, and a lower center of gravity provide ultimate stability, even when the bike is fully loaded.

**520**  
Metallic Bronze



**SPECIFICATIONS**

- SIZES** 48, 51, 54, 57, 60cm

**FRAME** Trek butted chromoly

**FORK** Chromoly Touring w/lowrider mounts

**COLOR** Metallic Bronze

**SHIFTERS** Shimano Dura-Ace, bar end control, 9 speed

**FRONT DERAILLEUR** Shimano Deore LX

**REAR DERAILLEUR** Shimano Deore

**CASSETTE** Shimano HG50 11-32, 9 speed

**CRANK** Shimano Trekking M543, 48/36/26

**PEDALS** Nylon body w/alloy cage
- WHEELS** Shimano Deore LX hubs; Bontrager Camino alloy rims

**TIRES** Bontrager Race Lite Hard-Case, 700x32c

**SADDLE** Bontrager Evoke 1

**SEATPOST** Bontrager Race Lite, 20mm offset

**HANDLEBAR** Bontrager Race VR, 31.8mm

**STEM** Bontrager Race Lite, 7 degree, 31.8mm

**HEADSET** 1-1/8" threadless, sealed bearings

**BRAKESET** Avid SD-5 brakes w/Tektro RL520 levers

**EXTRAS** Bontrager Back Rack Deluxe

**KEY FEATURES**

- > Longer chainstays and wheelbase and a lower center of gravity provide ultimate stability even when the bike is fully loaded
- > The smooth ride of ultra-durable butted chromoly steel is comfortable day after day
- > Low touring mounts front and rear stabilize heavy multi-day touring loads
- > Touring drivetrain combines mountain-bike gearing with road-bike smoothness
- > Bontrager Back Rack Deluxe