



# / MOUNTAIN

Sure-footed off-road bikes  
built to conquer any trail,  
from tame to treacherous.

Trek is the world leader in mountain bike technology. No surprise that our mountain bikes are the most technologically advanced on the market. Each platform leads its class, and every model is loaded with features and details that will make any ride, on any trail, better.



## 132 SINGLETRACK TRAIL

- 136 Fuel EX
- 145 Lush
- 150 Rumblefish



## 154 TECHNICAL TRAIL

- 158 Remedy
- 165 Roscoe
- 168 Slash



## 172 GRAVITY

- 180 Session
- 184 Ticket



## 188 CROSS COUNTRY

- 192 Top Fuel
- 196 Superfly 100
- 203 Superfly
- 210 29er Race Hardtails
- 216 9 Series
- 218 6 Series



## 222 SPORT

- 226 4 Series
- 230 3 Series
- 236 29er Sport Hardtails
- 243 Skye
- 247 820



# / TREK MTB TECHNOLOGY

## Solutions for the dirt.

A few years ago we asked ourselves: What if we said “screw you” to bike engineering convention? What if we gave the best engineers in the business free rein to challenge assumptions and push boundaries? What if we turned them loose on widespread problems—like brake jack, lack of full travel use, fragile carbon, poor 29er handling—with no direction other than “solve it”?

We’d have solutions for the dirt. And we’d be the world leader in mountain bike technology. Yep, that’s what we have, and that’s what we are.



# / TREK MTB DEVELOPMENT



## WE'RE ALL RIDERS

It takes a rider to know a great bike. And at Trek, we're all riders.

We are Pro racers. Enthusiasts. Champions. Mechanics. Adventurists. Jumpers. Builders. Climbers. Purists. In all, over 45 Trek full-time designers, test riders, and engineers guided by the idea that together, we can find solutions for the dirt.



## WE SOLVED IT IN WISCONSIN

Dylan Howes is known as the father of ABP. In 2006, he made the initial sketches for what would become the world's first modern-day concentric pivot suspension design. Since then, his design has proliferated across dozens of Trek full suspension platforms, bringing a new level of performance to riders around the globe.

And ABP isn't the only innovation solution to come out of Waterloo. Trek's global headquarters has housed the invention of over 30 patented mountain bike technologies that help set Trek bikes apart from the competition.



## WE SOLVED IT IN CALIFORNIA

Suspension guru Jose Gonzalez invented DRCV and Hybrid Air at the Trek West Coast Suspension R&D Lab. He opened the facility in 2007 to give Trek year-round access to test trails in close proximity to our primary suspension partner, Fox Racing Shox. Using our Roehrig EMA Dyno, Jose and gang tune forks and shocks to perform optimally on every Trek design.

Jose brings an incredible body of suspension knowledge from his days with Kawasaki motorcycles, followed by over 10 years of following the UCI World Cup and tuning the suspension of nearly every legendary rider. Today, he holds 8 bicycle suspension patents, with more pending—5 of which are exclusive to Trek.


## / ABP

### Brake jack? We solved that.

Other full suspension systems firm up under braking. We solved that in 2007 when we turned the bike world upside down with Active Braking Pivot (ABP), which allows your suspension to remain active whether you're on the brakes or off. And ABP is 30% stiffer than any open-dropout design.

#### PATENTED PERFORMANCE

We were delighted when ABP was awarded US Patent # 7,837,213 in 2010. But fun as it's been to add the patent number to our frames, the real satisfaction comes from building ABP into every full suspension bike we sell—because it means you get to ride a better bike.



#### STAY ACTIVE

Active Braking Pivot (ABP) means your suspension works whether you're on the brakes or off. It's smooth, controlled suspension that's at its best all the time.




#### BRAKE LATER

When your suspension stays active under braking, you stay in control. You can brake later in a turn, maintain better rear wheel traction in stutter bumps, go faster, and just have more fun.



#### GO FASTER

Try it on any other system: find a downhill with stutter bumps. Apply the brakes and feel the suspension stiffen. Your rear wheel will skip across the top of the bumps. Now, try it with an ABP-equipped bike. Feel the difference.



#### YOU CHOOSE, WITH ABP CONVERT & DH

ABP Convert and ABP DH offer all the benefits of our original ABP, and come with interchangeable wheel interface options. You can swap between a 142x12mm rear and a traditional style 135x5mm wheel with ABP Convert, or swap between 150x12mm and 157x12mm with ABP DH. Either way, you're at least 30% stiffer than any open-dropout design.

#### CONVERT-ABILITY

Wider wheel interfaces are standard issue on many high-end full suspension mountain bikes—but they don't offer the interchangeability of ABP Convert. With ABP Convert and ABP DH, our hardware solutions allow the widest range of wheel standards around.





## / DRCV

### Want more control? We solved that.

Traditional air spring shocks and forks all share the same common problems—it's either tough to get full travel out of them, or they have poor control in the middle of the travel. We solved that, with DRCV.

#### DRCV DOES IT ALL

Suspension can be broken up into 3 areas of use:

1. Small Bump Compliance—pedaling, high frequency bumps.
2. Mid-stroke—this is 80% of your riding. Think hard cornering, braker bumps, high speed rock gardens.
3. Big Hit Control—the last 10% of your travel. The big stuff.

Traditional suspension can only do 2 of the 3 areas well. Our proprietary, patent-pending Dual Rate Control Valve (DRCV) technology solves that. It does all 3 equally well.

#### DRCV IS MORE CONTROL

Our proprietary, patent-pending Dual Rate Control Valve (DRCV) technology eliminates every disadvantage of traditional air spring systems. Two separate air chambers—small volume and larger volume—work together to give you consistent use of full travel and incredible control throughout the entire travel range. This means you can ride bigger lines, flow through braking bumps with ease, and ride with more control.

#### MORE CONTROL, TIMES TWO

We've applied our DRCV technology to forks and rear shocks. Each offers you more control. Combine the two, and you've got more control, times two.





## / DRCV FORK

### Can't use full travel? We solved that.

Ever notice how your fork only really uses about 90% of the travel? A couple years ago, we noticed that too—almost every rider we saw on the trail had an O-ring that just wouldn't hit the fork's lowers.

So we dug a little deeper, strapped on the data acquisition device and turned on the dyno. We found that different types of terrain require different things from a fork.



#### MORE CONTROL, ALL THE TIME

The dual chambers in a DRCV fork seamlessly trade off to give you exactly the suspension you need for every inch of your ride.

- Small bumps are easily absorbed. No more jarring high-frequency vibrations.
- Uses more mid-stroke travel more often, so you can carry more speed through braking bumps, flow through rock gardens, hold your line at speed.
- Awesome big hit control.

With DRCV in the fork, you get consistent use of full travel. That's more control, all the time.



## / DRCV REAR SHOCK

### Can't use full travel? We solved that.

Most full suspension air-shock bikes use a small-volume canister. A small-volume shock is efficient, because it doesn't move up and down excessively when you pedal. But it doesn't have the best big-hit control.

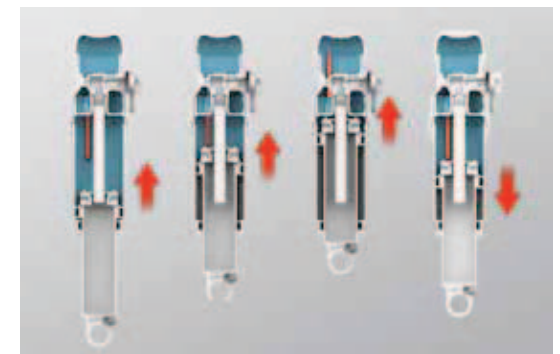
To compensate, some companies use a less-efficient larger-volume shock. Others try to strike a balance with cumbersome manual controls or with fussy, overly complex shock systems. So to gain control, you either lose efficiency, or you lose simplicity.

DRCV shocks solve that.

#### THE RIGHT RESPONSE FOR EVERY BUMP

DRCV seamlessly adjusts its air volume based on the size bump you encounter. You get supple feel on the small bumps, seamless control over midsize bumps and harsh hits, with less rear-wheel hang-up. Seemingly bottomless travel on the rough stuff. Big hits seem to disappear.

All this, with the pedaling efficiency of a small-volume shock.



#### RP3 IS SIMPLER

We've moved to Fox RP3 rear shocks to make life simpler. One shock gives you three adjustment options: Climb, Ride, or Descend. It's a simple, intuitive system you'll love, with the tune and performance you demand.

1. CLIMB (ON)
2. RIDE (MID)
3. DESCEND (OFF)






# / OCLV MOUNTAIN CARBON

## Fragile carbon? We solved that.

### FRAGILE CARBON? WE SOLVED THAT.

A few years ago, we noticed that racers loved carbon fiber, but the everyday rider was still scared of taking carbon off-road. As the leaders in carbon fiber technology, we knew we could offer the world a better solution. So we took our best engineers and designers, and asked for better carbon, built for off-road use.

The result? OCLV Mountain Carbon. OCLV Mountain Carbon takes our patented OCLV process and figures in the rigors of off-road use. We reinforce the right areas with unique materials, but preserve the lightweight and great carbon feel. Today, every carbon mountain bike we make is built using OCLV Mountain Carbon—carbon that's tougher than the trail, without the added weight.

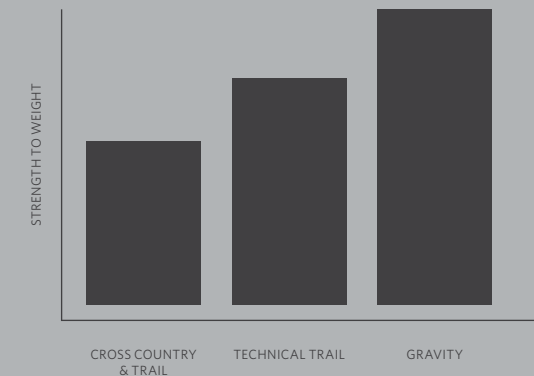


### TESTING, TESTING, TESTING

Every OCLV Mountain frame endures the same punishment: First, we run 21 separate fatigue, load, strength, and energy tests. Six of these are industry standard tests. The other 15 were invented by us, for you.

Next: our Anvil Strike Test. This simulates rock kick-up in high-risk areas like the down tube and the seatstay. Then we run the original tests again.

If a frame passes every test, even after the strike, it's OCLV Mountain Carbon.



### CATEGORY-BUILT, TO LAST

Each of our carbon frames is designed and built for a specific category. Those categories determine what force we apply to each of our 21 fatigue, load, strength, and energy tests.

- Cross Country / Trail—what most people ride. The baseline for strength and durability.
- Technical Trail—other companies call this All Mountain. We call it like we see it. 50% stronger and more durable than Cross Country / Trail.
- Gravity—the big hit downhill stuff. 100% stronger than Cross Country / Trail bikes. Stronger, stiffer carbon



### OCLV MOUNTAIN WITH INTENSION

Trek's proprietary InTension material is an advanced low-density, ultra-stiff material built directly into the layup of complex shape and molding areas. It has 4X the flexural strength of a similar carbon-only structure, and is 8X stiffer.

We use InTension in ultra-high-load, high-bending areas like Session's rocker pivots, bottom bracket, and seat tube.



### CARBON ARMOR

Sometimes you need a little extra protection, so we've developed a light, tough external shield.

Our Carbon Armor polymer shield provides reassurance to riders who know their down tube is bound to take some abuse.



---


## **/ ALPHA ALUMINUM**

### **Good, better, best.**

Trek's proprietary aluminum alloy improves on the classic frame material to give you a performance advantage.: a lighter, stronger frame. Our good-better-best lineup of Alpha Silver, Alpha Gold, and Alpha Platinum Aluminum ensures best-in-class frame construction at every price point.

#### **ALPHA SILVER: GOOD**

Our proprietary blend of lightweight aluminum alloy is continuously cold extruded to a single wall thickness. Frames built with Alpha Silver feature some degree of mechanical forming and are finished using Trek's smooth-weld finishing process.



#### **ALPHA GOLD: BETTER**


Our premium lightweight aluminum alloy is continuously cold extruded and butted for weight reduction and superior strength.

Frames built with Alpha Gold feature some degree of mechanical and hydroforming to create more complex industrial designs for even lighter weight, and are finished using Trek's smooth-weld finishing process.



#### **ALPHA PLATINUM: BEST**

Our high-performance lightweight aluminum alloy is continuously cold extruded and butted at multiple points for ultimate weight reduction and superior strength. Frames built with Alpha Platinum feature a high degree of hydroforming to create the most complex industrial designs for the lightest weight, and are finished using Trek's smooth-weld finishing process.





## / TREK 29ER ADVANTAGE

### Gary Fisher, 29er pioneer.

The man who started it all continues to push the boundaries with the Trek Gary Fisher Collection of 29ers. For over a dozen years, we've produced more 29ers than anyone else. It's no wonder we've got the most dialed big-wheelers on the planet.

Bigger wheels carry more momentum, roll over obstacles more easily, and offer greater stability and more traction than 26" wheels.




#### MORE MOMENTUM

A bigger wheel holds its momentum better. So you stay rolling over rough stuff and maintain your speed through the corners.



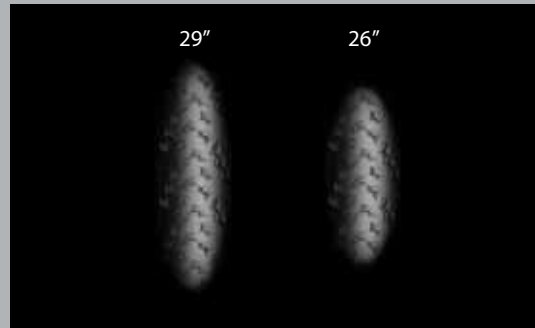
#### BETTER ANGLE OF ATTACK

Increased wheel size decreases the angle of attack. That means bigger wheels make obstacles seem smaller.



#### GREATER STABILITY

On a 29er, your center of gravity is lower relative to the pivot point (the front axle). This results in a more stable feeling as you sit deeper in the cockpit.



#### IMPROVED TRACTION

A 29" tire has a longer contact patch. This greatly improves climbing and cornering ability, and it helps the bike float over soft terrain such as sand.

## / FCC MTB WHEELS

### 29er too flexy? We solved that.

Bigger is better. Oversized hub, flanges, and end caps create a flex-free 29" wheel capable of chewing through technical terrain, for more confidence in rough stuff and in the corners.



#### FCC WHEEL

Taller and wider flanges create a wider, stronger hub-to-rim bracing angle.

#### FCC ENDCAPS

Oversized 25mm endcaps strengthen the hub-to-fork interface for less front-end deflection.

#### FCC HUB SHELL

Oversized hub supports taller flanges for a robust, flex-free setup.

## / G2 GEOMETRY

### Slow-handling 29ers? Gary solved that.

The many advantages of bigger wheels can come with a price: sleepy handling. Gary solved that, with G2.

G2 Geometry is our system-wide solution to slow 29er handling. We've optimized frame geometry and fork geometry in tandem to create a bike that handles nimbly in tight, twisty singletrack without compromising high-speed stability. It's why our Fisher Collection 29ers handle better than any others.





# / TREK MTB FRAME TECHNOLOGY

## Better frames for a better ride.

How much technology do we pack into a single bike frame? Exactly as much as it takes to make the perfect frame for the job.

We know why you ride — and it's not to ponder how light your frame is, or contemplate the stiffness of your rocker link.

You just want the performance those things give you.

So we pack our frames with performance-enhancing technology, and summarize it all with simple words like EVO and Full Floater. Simple words, complex solutions, a better ride.



### FRONT DERAILLEUR INTERNAL ROUTING

Sleek ports at the head tube and near the seat tube let you run your front derailleur housing directly through the frame, keeping the cable protected from the elements and your bike running smooth, clean, and quiet.



### STEALTH ROUTING

Dropper posts are great for while-you-ride seat height adjustments, but cable routing has always been an issue. RockShox Reverb Stealth routes the hydraulic housing directly through the frame for the sleekest setup you've seen.


### STEALTH-READY FRAME

Not ready for Stealth now, but want to keep your options open? All Remedy, Roscoe, and Slash frames are equipped with the proper entry and exit points to accommodate internal routing for a Stealth seatpost.



### EVO LINK

EVO Link is Trek's evolution of the rocker link from the plate-and-bolt style used on most suspension bikes to a one-piece rocker link. This lighter link provides a stronger connection point between the front and rear triangles, creating a stiffer frame for greater control with minimal weight.



### FULL FLOATER

Most suspension systems attach the shock to a moving linkage at the top, and a fixed frame mount on the bottom. That fixed mount can contribute to a harsh ride.

Full Floater attaches the shock to two moving linkage points that give the shock increased ability to respond to bumps across a wide variety of terrain.

It feels like more travel, but it's not—it's smarter travel.



### FLOW MOLD

Flow Molded carbon is a new injection molding technique pioneered and perfected by Trek.

We use it on things like swing links and dropouts, where we need a dense, complex shape that's still light and durable.



### E2

E2 is the evolution of the traditional 1-1/8" headset to a tapered head tube, fork, and headset system.

E2 tapers from a 1.5" lower to a 1-1/8" upper headset to provide more material where it matters most, resulting in a stronger, lighter frame with point-and-shoot control.





**WE RACE TO MAKE BIKES BETTER.**





Fuel Ex 9.9 137

# / SINGLETRACK TRAIL

## The multi-tool of mountain bikes.

Trek Singletrack Trail bikes have got your back. They inspire confidence and control, they climb as well as they descend, and they let you ride farther and conquer the trails you want to travel.

True singletrack warriors, these bikes are today's mountain multi-tool. From the quick stint in the park to a brutal day of racing, they can get you through pretty much anything.

### / FAMILIES

Fuel EX  
Lush  
Rumblefish





/ SINGLETRACK TRAIL

Feature comparison

	FUEL EX 9.9	FUEL EX 9.8	FUEL EX 9.7	FUEL EX 9	FUEL EX 8	FUEL EX 7	FUEL EX 6	FUEL EX 5	LUSH CARBON	LUSH SL	LUSH S	LUSH	RUMBLEFISH PRO	RUMBLEFISH ELITE	RUMBLEFISH
OCLV MOUNTAIN CARBON	●	●	●						●						
OCLV MOUNTAIN CHAINSTAY	●														
OCLV MOUNTAIN SEATSTAY	●	●							●						
CARBON ARMOR	●	●	●						●						
ALPHA PLATINUM ALUMINUM				●	●	●	●	●		●	●	●	●	●	●
ABP							●	●							
ABP CONVERT	●	●	●	●	●	●			●	●	●	●	●	●	●
142X12	●	●	●	●	●				●				●	●	
135X5						●	●	●		●	●	●			●
FULL FLOATER	●	●	●	●	●	●	●	●	●	●	●	●			
MAGNESIUM EVO LINK	●	●	●	●	●	●	●	●	●	●	●	●			
FLOW MOLD CARBON SWING LINK															
MAGNESIUM SWING LINK													●	●	●
G2 GEOMETRY													●	●	●
FCC MTB WHEELS													●	●	●
E2 TAPERED HEAD TUBE	●	●	●	●	●	●			●	●	●	●	●	●	●
15QR	●	●	●	●	●	●			●	●	●		●	●	●
DRCV REAR SHOCK	●	●	●	●	●	●			●	●	●	●	●	●	●
DRCV	●	●	●	●	●				●	●			●	●	
PRESS-FIT BOTTOM BRACKET				●	●	●			●	●	●	●	●	●	●
BB95	●	●	●												
DIRECT-MOUNT DERAILLEUR													●	●	●
29" WHEELS													●	●	●
26" WHEELS	●	●	●	●	●	●	●	●	●	●	●	●			
EXTENDED SIZE RANGE													●	●	●
WSD									●	●	●	●			
GARY FISHER COLLECTION													●	●	●
2X10	●														
3X10		●	●	●	●	●	●	●	●	●	●	●	●	●	●

/ SINGLETRACK TRAIL

Glossary of features

**OCLV MOUNTAIN CARBON** Trek’s mountain-specific carbon fiber is tougher carbon, with unique materials and lay-up procedure, a higher standard of testing, and Trek’s advanced engineering.

**OCLV MOUNTAIN CHAINSTAY** Full OCLV Mountain Carbon chainstay reduces frame weight by about 100g and dramatically increases stiffness.

**OCLV MOUNTAIN SEATSTAY** Full OCLV Mountain Carbon seatstay reduces frame weight by about 100g.

**CARBON ARMOR** External shield protects the carbon down tube from trail debris.

**ALPHA PLATINUM ALUMINUM** Trek’s high-performance aluminum, with manipulated tube shapes to balance strength and weight saving.

**ABP** Our patented Active Braking Pivot (ABP) offers always-active suspension with 30% more stiffness than any open dropout design.

**ABP CONVERT** Our patented Active Braking Pivot (ABP) offers always-active suspension. And with ABP Convert’s thru-axle, it’s 35% stiffer than any open dropout design.

**142X12** A more robust and confidence-inspiring rear thru axle, about 35% stiffer than an open dropout design. And now, a thru axle wheel change is actually quick and easy.

**135X5** Traditional-width rear hub attaches to the frame using a standard or ABP-specific skewer.

**FULL FLOATER** Attaches the shock to two moving linkage points on the frame, for greater response over a wide variety of terrain. It feels like more travel—but it’s not. It’s smarter travel.

**MAGNESIUM EVO LINK** Our exclusive system connects the main frame to the rear triangle with a one-piece rocker link, creating a stiffer frame for greater control with minimal weight.

**FLOW MOLD CARBON SWING LINK** Flow Molded carbon is Trek’s exclusive process for producing complex one-piece carbon structures.

**MAGNESIUM SWING LINK** Minimizes material and weight while maintaining a strong bracing angle for a more rigid frame.

**G2 GEOMETRY** G2 Geometry uses a system-wide approach to make the best-handling 29ers out there.

**FCC MTB WHEELS** Bigger is better. Oversized hub, flanges, and end caps create a flex-free 29” wheel capable of chewing through technical terrain.

**E2 TAPERED HEAD TUBE** Tapers from a 1.5” lower to a 1-1/8” upper, placing more material where it matters most for the stiffness of a full 1.5” system without the added weight.

**15QR** 15mm front thru axle makes steering more precise for more control with QR convenience.

**DRCV REAR SHOCK** DRCV lets you have it all: supple small-bump feel, great pedaling efficiency, and seemingly bottomless travel for the big stuff.

**DRCV** Ride bigger lines, flow through braking bumps with ease, and ride with more control.

**PRESS-FIT BOTTOM BRACKET** Increases pedaling efficiency and allows for a more robust frame structure.

**BB95** The stiffest carbon bottom bracket on the market. A Trek exclusive.

**DIRECT-MOUNT DERAILLEUR** Provides accurate shifting in a lightweight, minimal package.

**29" WHEELS** Bigger wheels carry more momentum, roll over obstacles more easily, and offer greater stability and more traction than 26” wheels.

**26" WHEELS** The MTB standard for versatility, light weight, and maneuverability.

**EXTENDED SIZE RANGE** Many Trek models feature a wider range of sizes than the industry standard, to give a better fit to more riders.

**WSD** Women’s Specific Design, sized and spec’d to fit women right from the start.

**GARY FISHER COLLECTION** Innovative bikes imagined by Gary Fisher, built by Trek.

**2X10** With a 10-speed cassette and a 2-ring crankset, 2x10 delivers a full range of useable gears, with less weight and easier, smoother shifting.

**3X10** With a 10-speed cassette and a 3-ring crankset, 3x10 delivers a closer-ratio drivetrain, a wider range of gears, and increased efficiency and durability.



/

FUEL EX

Bike of the Year. Every year.



/ LINEUP

- < Fuel EX 9.9
- Fuel EX 9.8
- Fuel EX 9.7
- Fuel EX 9
- Fuel EX 8
- Fuel EX 7
- Fuel EX 6
- Fuel EX 5

WHY FUEL EX

Perfectly balanced suspension performance meets neutral and confident handling, for whatever style of riding you’re into. Race it, rage it or just ride into the distance — there’s a reason it’s our best seller.

PROFILE

From race day to all day, you need a trail bike that’s light and agile, yet commanding and capable. The Fuel EX is the do-it-all trail machine you can count on time and again.

1 ABP: PATENTED, PROVEN

Our patented ABP means your suspension works the same whether you’re on the brakes or off. Smooth, controlled suspension that’s at its best all the time.

2 FRESH DESIGN

New cutting-edge design takes advantage of sophisticated frame shaping techniques, and new geometry increases control at higher speeds.

3 MORE CONTROL, TIMES TWO

The legendary control of our patent-pending DRCV shock technology is now featured in Fox forks. With DRCV fork and shock, you get perfect balance and ultimate control.

4 SPIRITED LEGACY

Fuel EX has won the hearts of the media for years. Its history speaks for itself: “Bike of the Year.” “5 out of 5.” “The best trail bike we’ve ever ridden.”

FUEL EX 9.9

Matte Onyx Carbon/Red



SPECIFICATIONS

- SIZES 15.5, 17.5, 18.5, 19.5, 21.5"
- FRAME OCLV Mountain Carbon main frame, seatstay & chainstay, Carbon Armor, ABP Convert, Full Floater, E2 tapered head tube, front derailleur internal cable routing, magnesium EVO Link, replaceable derailleur hanger, 120mm travel
- FRONT SUSPENSION Fox 32 Float FIT RLC, Trek DRCV air spring, Kashima coat, compression, lockout, rebound, E2 tapered steerer, 15QR thru axle, 120mm travel, tuned by Trek in California
- REAR SUSPENSION Fox Float RP-3 w/DRCV, Kashima coat, Boost Valve, 3-position Climb-Ride-Descend ProPedal, rebound; 7.25x2.0", tuned by Trek in California
- COLOR Matte Onyx Carbon/Red
- SHIFTERS SRAM XX, 10 speed
- FRONT DERAILLEUR SRAM XX
- REAR DERAILLEUR SRAM XX
- CASSETTE SRAM XX 11-36, 10 speed
- CRANK SRAM XX, 39/26
- WHEELS DT Swiss XM 1550 Tricon, 15mm front hub, 142x12mm rear hub; 24-hole, center lock, tubeless rims (no spoke holes)
- TIRES Bontrager XR4 Team, 26x2.2"
- SADDLE Bontrager Evoke 4, titanium rails
- SEATPOST Bontrager Race XXX Lite, 31.6mm
- HANDLEBAR Bontrager Race X Lite Carbon Low Riser, 31.8mm, 15mm rise, 9 degree sweep
- STEM Bontrager Race XXX Lite, 31.8mm
- HEADSET Cane Creek IS-3, E2, alloy cartridge
- BRAKESET Avid XX hydraulic disc brakes
- EXTRAS Trek fork & shock sag meter, Bontrager shock pump

KEY FEATURES

- > Full OCLV Mountain Carbon frameset with Carbon Armor
- > ABP Convert is active suspension under braking, with 142x12
- > DRCV fork and shock
- > All-new trail geometry

UPGRADES FROM FUEL EX 9.8

OCLV Mountain Carbon chainstay / Fox 32 FIT DRCV fork w/RLC / Kashima coated fork & shock / DT Swiss XM 1550 Tricon wheelset / Full SRAM XX 2x10 drivetrain



# FUEL EX 9.8

Carbon Smoke/Green



## SPECIFICATIONS

**SIZES** 15.5, 17.5, 18.5, 19.5, 21.5"

**FRAME** OCLV Mountain Carbon main frame & seatstay w/alloy chainstay, Carbon Armor, ABP Convert, Full Floater, E2 tapered head tube, internal front derailleur cable routing, magnesium EVO Link, replaceable derailleur hanger, 120mm travel

**FRONT SUSPENSION** Fox 32 Float FIT RL, Trek DRCV air spring, lockout, rebound, E2 tapered steerer, 15QR thru axle, 120mm travel, tuned by Trek in California

**REAR SUSPENSION** Fox Performance Series Float RP-3 w/DRCV, Boost Valve, 3-position ProPedal, rebound; 7.25x2.0", tuned by Trek in California

**COLOR** Carbon Smoke/Green

**SHIFTERS** Shimano Deore XT M780, 10 speed

**FRONT DERAILLEUR** Shimano Deore XT

**REAR DERAILLEUR** Shimano XTR M980 Shadow

**CASSETTE** Shimano Deore XT M771-10 11-36, 10 speed

**CRANK** Shimano Deore XT M780, 42/32/24

**WHEELS** Bontrager Rhythm Elite TLR Disc wheel system, 15mm front hub, 142x12mm rear hub, 28 hole, Tubeless Ready

**TIRES** Bontrager XR4 Team, 26x2.2"

**SADDLE** Bontrager Evoke 3, titanium rails

**SEATPOST** Bontrager Rhythm Elite, 31.6mm, zero offset

**HANDLEBAR** Bontrager Race X Lite Carbon Low Riser, 31.8mm, 15mm rise, 9 degree sweep

**STEM** Bontrager Race X Lite, 31.8mm

**HEADSET** Cane Creek IS-3, E2, alloy cartridge

**BRAKESET** Shimano Deore XT M785 hydraulic disc brakes

**EXTRAS** Trek fork & shock sag meter, Bontrager shock pump

## KEY FEATURES

- OCLV Mountain Carbon main frame and seatstay with Carbon Armor
- ABP Convert is active suspension under braking, with 142x12
- DRCV fork and shock
- All-new trail geometry

### UPGRADES FROM FUEL EX 9.7

OCLV Mountain Carbon seatstay / Fox 32 FIT DRCV fork / DRCV rear shock w/3-position ProPedal / Bontrager Rhythm Elite wheelset / Shimano XT 3x10 drivetrain w/XTR rear derailleur

# FUEL EX 9.7

Carbon Smoke/True Blue



## SPECIFICATIONS

**SIZES** 15.5, 17.5, 18.5, 19.5, 21.5"

**FRAME** OCLV Mountain Carbon main frame w/alloy chainstay & seatstay, Carbon Armor, ABP Convert, Full Floater, E2 tapered head tube, internal front derailleur cable routing, magnesium EVO Link, replaceable derailleur hanger, 120mm travel

**FRONT SUSPENSION** Fox 32 Float RL, Trek DRCV air spring, lockout, rebound, E2 tapered steerer, 15QR thru axle, 120mm travel, tuned by Trek in California

**REAR SUSPENSION** Fox Performance Series Float RP-2 w/DRCV, ProPedal, rebound; 7.25x2.0", tuned by Trek in California

**COLOR** Carbon Smoke/True Blue

**SHIFTERS** Shimano SLX M660-10, 10 speed

**FRONT DERAILLEUR** Shimano SLX

**REAR DERAILLEUR** Shimano Deore XT M780 Shadow

**CASSETTE** Shimano HG62-10 11-36, 10 speed

**CRANK** Custom Shimano M772, 42/32/24

**WHEELS** Bontrager Rhythm Comp TLR Disc wheel system, 15mm front hub, 142x12mm rear hub, 28 hole, Tubeless Ready

**TIRES** Bontrager XR4 Expert, 26x2.2"

**SADDLE** Bontrager Evoke 2, chromoly rails

**SEATPOST** Bontrager Rhythm Elite, 31.6mm, zero offset

**HANDLEBAR** Bontrager Race Lite Low Riser, 31.8mm, 15mm rise, 9 degree sweep

**STEM** Bontrager Race Lite, 31.8mm

**HEADSET** Cane Creek IS-3, E2, alloy cartridge

**BRAKESET** Shimano SLX M666 hydraulic disc brakes

**EXTRAS** Trek fork & shock sag meter, Bontrager shock pump

## KEY FEATURES

- OCLV Mountain Carbon main frame with Carbon Armor
- ABP Convert is active suspension under braking, with 142x12
- DRCV fork and shock
- All-new trail geometry
- Shimano SLX hydraulic brakes

### UPGRADES FROM FUEL EX 9

OCLV Mountain Carbon main frame w/Carbon Armor



FUEL EX 9

Raw Tint Dark



SPECIFICATIONS

**SIZES** 15.5, 17.5, 18.5, 19.5, 21.5"

**FRAME** Alpha Platinum Aluminum w/ABP Convert, Full Floater, E2 tapered head tube, internal front derailleur cable routing, magnesium EVO Link, replaceable derailleur hanger, 120mm travel

**FRONT SUSPENSION** Fox 32 Float FIT RLC, Trek DRCV air spring, Kashima coat, compression, lockout, rebound, E2 tapered steerer, 15QR thru axle, 120mm travel, tuned by Trek in California

**REAR SUSPENSION** Fox Performance Series Float RP-3 w/DRCV, Boost Valve, 3-position Climb-Ride-Descend ProPedal, rebound; 7.25x2.0", tuned by Trek in California

**COLOR** Raw Tint Dark

**SHIFTERS** Shimano Deore XT M780, 10 speed

**FRONT DERAILLEUR** Shimano Deore XT

**REAR DERAILLEUR** Shimano XTR M980 Shadow

**CASSETTE** Shimano Deore XT M771-10 11-36, 10 speed

**CRANK** Shimano Deore XT M780, 42/32/24

**WHEELS** Bontrager Rhythm Elite TLR Disc wheel system, 15mm front hub, 142x12mm rear hub, 28 hole, Tubeless Ready

**TIRES** Bontrager XR4 Team, 26x2.2"

**SADDLE** Bontrager Evoke 2, chromoly rails

**SEATPOST** Bontrager Rhythm Elite, 31.6mm, zero offset

**HANDLEBAR** Bontrager Race Lite Low Riser, 31.8mm, 15mm rise, 9 degree sweep

**STEM** Bontrager Race Lite, 31.8mm

**HEADSET** FSA NO.57E, E2, ACB sealed bearings

**BRAKESET** Shimano M785 hydraulic disc brakes

**EXTRAS** Trek fork & shock sag meter, Bontrager shock pump

KEY FEATURES

- ABP Convert is active suspension under braking, with 142x12
- E2 tapered frame and fork
- 15QR
- DRCV fork and shock
- All-new trail geometry

UPGRADES FROM FUEL EX 8

Fox FIT DRCV fork w/RLC & Kashima coat / DRCV rear shock w/3-position ProPedal / Bontrager Rhythm Elite wheelset / Full Shimano XT 3x10 drivetrain w/XTR rear derailleur

FUEL EX 8

Matte Black



Matte Ti

SPECIFICATIONS

**SIZES** 15.5, 17.5, 18.5, 19.5, 21.5"

**FRAME** Alpha Platinum Aluminum w/ABP Convert, Full Floater, E2 tapered head tube, internal front derailleur cable routing, magnesium EVO Link, replaceable derailleur hanger, 120mm travel

**FRONT SUSPENSION** Fox 32 Float RL, Trek DRCV air spring, lockout, rebound, E2 tapered steerer, 15QR thru axle, 120mm travel, tuned by Trek in California

**REAR SUSPENSION** Fox Performance Series Float RP-2 w/DRCV, ProPedal, rebound; 7.25x2.0", tuned by Trek in California

**COLOR** Matte Black, Matte Ti

**SHIFTERS** Shimano SLX M660-10, 10 speed

**FRONT DERAILLEUR** Shimano SLX

**REAR DERAILLEUR** Shimano Deore XT M780 Shadow

**CASSETTE** Shimano HG62-10 11-36, 10 speed

**CRANK** Shimano M552, 42/32/24

**WHEELS** Bontrager 15mm alloy front hub, Shimano M525 alloy rear hub; Bontrager Duster Disc 32-hole rims, Tubeless Ready

**TIRES** Bontrager XR4 Expert, 26x2.2"

**SADDLE** Bontrager Evoke 2, chromoly rails

**SEATPOST** Bontrager Rhythm Elite, 31.6mm, zero offset

**HANDLEBAR** Bontrager Low Riser, 31.8mm, 15mm rise, 9 degree sweep

**STEM** Bontrager Race Lite, 31.8mm

**HEADSET** FSA NO.57E, E2, ACB sealed bearings

**BRAKESET** Shimano SLX M666 hydraulic disc brakes

**EXTRAS** Trek fork & shock sag meter, Bontrager shock pump

KEY FEATURES

- ABP Convert is active suspension under braking, with 142x12
- E2 tapered frame and fork
- 15QR
- DRCV fork and shock
- All-new trail geometry

UPGRADES FROM FUEL EX 7

Fox DRCV fork w/E2 tapered steerer / Shimano XT rear derailleur & SLX shifters / Shimano SLX hydraulic disc brakes



# FUEL EX 7

Crystal Pearl White



Matte Black/True Blue

## SPECIFICATIONS

**SIZES** 15.5, 17.5, 18.5, 19.5, 21.5”  
**FRAME** Alpha Platinum Aluminum w/ABP Convert, Full Floater, E2 tapered head tube, internal front derailleur cable routing, magnesium EVO Link, replaceable derailleur hanger, 120mm travel  
**FRONT SUSPENSION** Fox Evolution Series 32 Float RL, air spring, lockout, rebound, 15QR thru axle, 120mm travel  
**REAR SUSPENSION** Fox Performance Series Float RP-2 w/DRCV, ProPedal, rebound; 7.25x2.0”, tuned by Trek in California  
**COLOR** Crystal Pearl White, Matte Black/True Blue  
**SHIFTERS** Shimano Deore M591, 10 speed  
**FRONT DERAILLEUR** Shimano Deore  
**REAR DERAILLEUR** Shimano SLX M663 Shadow

**CASSETTE** Shimano HG62-10 11-36, 10 speed  
**CRANK** Shimano M552, 42/32/24  
**WHEELS** Formula DC51 15mm alloy front hub, Shimano M525 alloy rear hub; Bontrager Duster Disc 32-hole rims, Tubeless Ready  
**TIRES** Bontrager XR4 Expert, 26x2.2”  
**SADDLE** Bontrager Evoke 2, chromoly rails  
**SEATPOST** Bontrager SSR, 31.6mm, 20mm offset  
**HANDLEBAR** Bontrager Low Riser, 31.8mm, 15mm rise, 9 degree sweep  
**STEM** Bontrager Race Lite, 31.8mm  
**HEADSET** FSA NO.57E, E2, ACB sealed bearings  
**BRAKESET** Avid Elixir 3 hydraulic disc brakes  
**EXTRAS** Trek fork & shock sag meter, Bontrager shock pump

## KEY FEATURES

- ABP is active suspension under braking
- E2 tapered frame
- Full Floater
- DRCV rear shock
- 15QR
- All-new trail geometry

### UPGRADES FROM FUEL EX 6

ABP Convert frame can upgrade to 142x12mm wheel / 15QR / DRCV rear shock / Fox Evolution Series fork / Kevlar bead tires

# FUEL EX 6

Metallic Black/Red



## SPECIFICATIONS

**SIZES** 15.5, 17.5, 18.5, 19.5, 21.5”  
**FRAME** Alpha Platinum Aluminum w/ABP, Full Floater, magnesium EVO Link, replaceable derailleur hanger, 120mm travel  
**FRONT SUSPENSION** RockShox Recon Gold TK w/Solo Air spring, preload, rebound, TurnKey lockout, alloy steerer, 15QR thru axle, 120mm travel  
**REAR SUSPENSION** Fox Performance Series Float RP-2 w/ProPedal, rebound; 7.25x2.0”, tuned by Trek in California  
**COLOR** Metallic Black/Red  
**SHIFTERS** Shimano Deore M591, 10 speed  
**FRONT DERAILLEUR** Shimano Deore  
**REAR DERAILLEUR** Shimano SLX M663 Shadow  
**CASSETTE** Shimano HG62-10 11-36, 10 speed

**CRANK** Shimano M522, 42/32/22  
**WHEELS** Formula DC51 15mm alloy front hub, Shimano M475 alloy rear hub; Bontrager AT-850 disc 32-hole rims  
**TIRES** Bontrager XR4, wire bead, 26x2.2”  
**SADDLE** Bontrager Evoke 1  
**SEATPOST** Bontrager SSR, 31.6mm, 20mm offset  
**HANDLEBAR** Bontrager Low Riser, 31.8mm, 15mm rise, 9 degree sweep  
**STEM** Bontrager Race Lite, 31.8mm  
**HEADSET** 1-1/8” threadless, semi-integrated, semi-cartridge bearings  
**BRAKESET** Avid Elixir 3 hydraulic disc brakes

## KEY FEATURES

- ABP is active suspension under braking
- Full Floater
- EVO Link
- RockShox Recon Gold air suspension

### UPGRADES FROM FUEL EX 5

RockShox Recon Gold fork / Fox Performance RP2 rear shock / Full Shimano 3x10 drivetrain / Avid Elixir 3 hydraulic disc brakes



# FUEL EX 5

Metallic Black/Platinum



## SPECIFICATIONS

**SIZES** 15.5, 17.5, 18.5, 19.5, 21.5"

**FRAME** Alpha Platinum Aluminum w/ABP, Full Floater, magnesium EVO Link, replaceable derailleur hanger, 120mm travel

**FRONT SUSPENSION** RockShox Recon Silver TK w/coil spring, preload, rebound, TurnKey lockout, alloy steerer, 120mm travel

**REAR SUSPENSION** RockShox Ario RL w/lockout, rebound; 7.25x2.0"

**COLOR** Metallic Black/Platinum

**SHIFTERS** SRAM X5, 10 speed

**FRONT DERAILLEUR** SRAM X5

**REAR DERAILLEUR** SRAM X5

**CASSETTE** SRAM PG-1030 11-36, 10 speed

**CRANK** SRAM S800, 44/33/22

**PEDALS** Wellgo alloy platform

**WHEELS** Formula DC20 alloy front hub, Shimano M475 alloy rear hub; Bontrager AT-850 disc 32-hole rims

**TIRES** Bontrager XR4, 26x2.2"

**SADDLE** Bontrager Evoke 1

**SEATPOST** Bontrager SSR, 31.6mm, 20mm offset

**HANDLEBAR** Bontrager Low Riser, 31.8mm, 15mm rise, 9 degree sweep

**STEM** Bontrager Race Lite, 31.8mm

**HEADSET** 1-1/8" threadless, semi-integrated, semi-cartridge bearings

**BRAKESET** Hayes Dyno Sport hydraulic disc brakes

## KEY FEATURES

- > ABP is active suspension under braking
- > Full Floater
- > EVO Link
- > RockShox suspension front and rear
- > Hayes hydraulic disc brakes

# / LUSH

## WSD trail transcendence.

## / LINEUP

- < Lush Carbon
- Lush SL
- Lush S
- Lush



## WHY LUSH

Confidence-inspiring control and comfort packaged in a new frame with revolutionary suspension. Lush is your perfect ride to tackle any trail.

## PROFILE

You love nature, adventure, tackling singletrack with friends, seeking new challenges. So does Lush. It's a perfect match.

## 1 BALANCE AND CONTROL

A low center of gravity and optimal weight distribution give you better balance and control, even on the trickiest trails and toughest climbs.

## 2 RESPONSIVE SUSPENSION

Our WSD Rider Right suspension delivers agile handling and maximum control, and is fully tunable for a wide range of female rider weights.

## 3 DEDICATED WOMEN'S MTB FRAME

The lightweight Alpha Platinum Aluminum frame boasts best-in-class standover and a no-compromise range of sizes. It's sleek, strong, and gorgeous.

## 4 WOMEN'S SPECIFIC DESIGN

WSD considers your bike as a complete system, from frame geometry to gearing to the many touchpoints that determine the fit and feel of your ride.



# LUSH CARBON

Satin Carbon/Satin Trek White

women’s specific design



## SPECIFICATIONS

**SIZES** 14.5, 15.5, 16.5, 17.5"

**FRAME** WSD OCLV Mountain Carbon main frame & seatstay w/alloy chainstay, Carbon Armor, ABP Convert, Full Floater, E2 tapered head tube, front derailleur internal cable routing, aluminum EVO Link, oversized pivot bearings, replaceable derailleur hanger, 120mm travel

**FRONT SUSPENSION** Fox 32 Float FIT RL, Trek DRCV air spring, lockout, rebound, E2 tapered steerer, 15QR thru axle, 120mm travel, tuned by Trek in California

**REAR SUSPENSION** Fox Performance Series Float RP-3 w/DRCV, Boost Valve, 3-position Climb-Ride-Descend ProPedal, rebound; 6.75x1.75", tuned by Trek in California

**COLOR** Satin Carbon/Satin Trek White

**SHIFTERS** Shimano Deore XT M780, 10 speed

**FRONT DERAILLEUR** Shimano SLX

**REAR DERAILLEUR** Shimano Deore XT M780 Shadow

**CASSETTE** Shimano SLX HG81-10 11-36, 10 speed

**CRANK** Custom Shimano M772, 42/32/24

**WHEELS** Bontrager Rhythm Elite TLR Disc wheel system, 15mm front hub, 142x12mm rear hub, 28 hole, Tubeless Ready

**TIRES** Bontrager XR4 Team, 26x2.2"

**SADDLE** Bontrager Evoke 2 WSD, chromoly rails

**SEATPOST** Bontrager Rhythm Elite, 31.6mm, zero offset

**HANDLEBAR** Bontrager Race X Lite Carbon Low Riser, 31.8mm, 15mm rise, 9 degree sweep

**STEM** Bontrager Race X Lite, 31.8mm

**HEADSET** FSA NO.57E, E2, ACB sealed bearings

**BRAKESET** Shimano Deore XT M785 hydraulic disc brakes

**EXTRAS** Trek shock sag meter, Bontrager shock pump

## KEY FEATURES

- Full OCLV Mountain Carbon frameset with Carbon Armor
- All-new WSD trail geometry
- Aluminum EVO Link
- ABP Convert is active suspension under braking, with 142x12
- DRCV fork and shock
- WSD: sized and spec'd to fit women

### UPGRADES FROM LUSH SL

Full OCLV Mountain Carbon frameset w/Carbon Armor / Fox 32 FIT DRCV fork / Bontrager Rhythm Elite wheelset & seatpost / Shimano XT brakes

# LUSH SL

Satin Raw Tint Dark/Satin Dusty Blue

women’s specific design



## SPECIFICATIONS

**SIZES** 14.5, 15.5, 16.5, 17.5"

**FRAME** WSD Alpha Platinum Aluminum w/ABP Convert, Full Floater, E2 tapered head tube, aluminum EVO Link, replaceable derailleur hanger, 120mm travel

**FRONT SUSPENSION** Fox 32 Float RL, Trek DRCV air spring, lockout, rebound, E2 tapered steerer, 15QR thru axle, 120mm travel, tuned by Trek in California

**REAR SUSPENSION** Fox Performance Series Float RP-3 w/DRCV, Boost Valve, 3-position Climb-Ride-Descend ProPedal, rebound; 6.75x1.75", tuned by Trek in California

**COLOR** Satin Raw Tint Dark/Satin Dusty Blue

**SHIFTERS** Shimano SLX M660-10, 10 speed

**FRONT DERAILLEUR** Shimano SLX

**REAR DERAILLEUR** Shimano SLX M663 Shadow

**CASSETTE** Shimano HG62-10 11-36, 10 speed

**CRANK** Shimano M552, 42/32/22

**WHEELS** Bontrager 15mm alloy front hub, Shimano M525 alloy rear hub; Bontrager Duster Disc 32-hole rims, Tubeless Ready

**TIRES** Bontrager XR4 Expert, 26x2.2"

**SADDLE** Bontrager Evoke 2 WSD, chromoly rails

**SEATPOST** Bontrager Rhythm Elite, 31.6mm, zero offset

**HANDLEBAR** Bontrager Low Riser, 31.8mm, 15mm rise, 9 degree sweep

**STEM** Bontrager Race Lite, 31.8mm

**HEADSET** FSA NO.57E, E2, ACB sealed bearings

**BRAKESET** Shimano SLX M666 hydraulic disc brakes

**EXTRAS** Trek shock sag meter, Bontrager shock pump

## KEY FEATURES

- All-new WSD trail geometry
- Aluminum EVO Link
- ABP Convert is active suspension under braking, with 142x12
- DRCV fork and shock
- WSD: sized and spec'd to fit women

### UPGRADES FROM LUSH S

Fox DRCV fork / DRCV rear shock w/3-position ProPedal / Shimano SLX 3x10 drivetrain



LUSH S

Crystal Pearl White

women’s specific design



SPECIFICATIONS

**SIZES** 14.5, 15.5, 16.5, 17.5"

**FRAME** WSD Alpha Platinum Aluminum w/ABP Convert, Full Floater, E2 tapered head tube, aluminum EVO Link, replaceable derailleur hanger, 120mm travel

**FRONT SUSPENSION** RockShox Reba RL w/Dual Air spring, Motion Control lockout, E2 tapered steerer, 15mm thru axle, 120mm travel

**REAR SUSPENSION** Fox Performance Series Float RP-2 w/DRCV, ProPedal, rebound; 6.75x1.75", tuned by Trek in California

**COLOR** Crystal Pearl White

**SHIFTERS** Shimano Deore M591, 10 speed

**FRONT DERAILLEUR** Shimano Deore

**REAR DERAILLEUR** Shimano SLX M663 Shadow

**CASSETTE** Shimano HG62-10 11-36, 10 speed

**CRANK** FSA Comet, 42/32/24

**WHEELS** Shimano M475 alloy hubs; Bontrager AT-850 disc 32-hole rims

**TIRES** Bontrager XR4, wire bead, 26x2.2"

**SADDLE** Bontrager Evoke 1 WSD

**SEATPOST** Bontrager SSR, 31.6mm, 20mm offset

**HANDLEBAR** Bontrager Low Riser, 31.8mm, 15mm rise, 9 degree sweep

**STEM** Bontrager Race Lite, 31.8mm

**HEADSET** FSA NO.57E, E2, ACB sealed bearings

**BRAKESET** Shimano Deore M596 hydraulic disc brakes

**EXTRAS** Trek shock sag meter, Bontrager shock pump

KEY FEATURES

- All-new WSD trail geometry
- Aluminum EVO Link
- ABP Convert is active suspension under braking, with 142x12
- DRCV rear shock
- WSD: sized and spec'd to fit women

UPGRADES FROM LUSH

RockShox Reba RL Dual Air fork w/15QR & tapered steerer / Fox Performance RP2 rear shock / Shimano Deore brakes

LUSH

Black Pearl

women’s specific design



SPECIFICATIONS

**SIZES** 14.5, 15.5, 16.5, 17.5"

**FRAME** WSD Alpha Platinum Aluminum w/ABP Convert, Full Floater, E2 tapered head tube, aluminum EVO Link, replaceable derailleur hanger, 120mm travel

**FRONT SUSPENSION** RockShox Recon Gold TK w/Solo Air spring, preload, rebound, TurnKey lockout, alloy steerer, 120mm travel

**REAR SUSPENSION** Fox Performance Series Float RP-2 w/DRCV, ProPedal, rebound; 6.75x1.75", tuned by Trek in California

**COLOR** Black Pearl

**SHIFTERS** Shimano Deore M591, 10 speed

**FRONT DERAILLEUR** Shimano Deore

**REAR DERAILLEUR** Shimano Deore M593 Shadow

**CASSETTE** Shimano HG62-10 11-36, 10 speed

**CRANK** FSA Comet, 42/32/24

**WHEELS** Shimano M475 alloy hubs; Bontrager AT-850 disc 32-hole rims

**TIRES** Bontrager XR4, wire bead, 26x2.2"

**SADDLE** Bontrager Evoke 1 WSD

**SEATPOST** Bontrager SSR, 31.6mm, 20mm offset

**HANDLEBAR** Bontrager Low Riser, 31.8mm, 15mm rise, 9 degree sweep

**STEM** Bontrager Race Lite, 31.8mm

**HEADSET** FSA NO.57E, E2, ACB sealed bearings

**BRAKESET** Shimano M446 hydraulic disc brakes

**EXTRAS** Trek shock sag meter, Bontrager shock pump

KEY FEATURES

- All-new WSD trail geometry
- Aluminum EVO Link
- ABP Convert is active suspension under braking, with 142x12
- Trek’s proprietary DRCV rear shock
- WSD: sized and spec'd to fit women



# / RUMBLEFISH

When the going gets tough,  
the tough go 29er.

- / LINEUP
- < Rumblefish Pro
  - Rumblefish Elite
  - Rumblefish



### WHY RUMBLEFISH

We figured out how to get bigger wheels and more travel to play nicely together. Then we changed trail bikes forever by introducing the first truly dialed 29er trail machine: Rumblefish.

### PROFILE

The next step for 29er fans looking to tackle more technical terrain, or 26" trail riders ready to trade up to bigger wheels.

- 1 **BALANCED 120MM TRAVEL**  
NEW FOR 2012: Rear travel increases to 120mm of smooth DRCV suspension to equal the 120mm up front.

- 2 **MORE CONTROL, TIMES TWO**  
The legendary control of our patent-pending DRCV shock technology is now featured in Fox forks. With DRCV fork and shock, you get perfect balance and ultimate control.

- 3 **ACTIVE BRAKING PIVOT**  
ABP means your suspension works the same whether you're on the brakes or off. Smooth, controlled suspension that's at its best all the time.

- 4 **FCC MTB**  
29" wheels benefit from oversized hubs, flanges, and end caps to create a flex-free 29" wheel that chews through technical terrain.

# RUMBLEFISH PRO

Matte Sepia



### SPECIFICATIONS

**SIZES** 15.5, 17.5, 19, 21, 23"

**FRAME** Alpha Platinum Aluminum main frame & stays w/ABP Convert, magnesium swing link, G2 Geometry, E2 tapered head tube, replaceable derailleur hanger, 120mm travel

**FRONT SUSPENSION** Fox 32 Float RLC, Trek DRCV air spring, Kashima coat, lockout, rebound, compression, custom G2 Geometry, 51mm offset crown, E2 tapered steerer, 15QR thru axle, 120mm travel, tuned by Trek in California

**REAR SUSPENSION** Fox Performance Series Float RP-3 w/DRCV, Boost Valve, 3-position Climb-Ride-Descend ProPedal, rebound; 7.75x1.875", tuned by Trek in California

**COLOR** Matte Sepia

**SHIFTERS** Shimano Deore XT M780, 10 speed

**FRONT DERAILLEUR** Shimano Deore XT, direct mount

**REAR DERAILLEUR** Shimano XTR M980 Shadow

**CASSETTE** Shimano Deore XT M771-10 11-36, 10 speed

**CRANK** Shimano Deore XT M780, 42/32/24

**WHEELS** Bontrager Rhythm Pro TLR Disc 29 wheel system, 15mm FCC front hub, 142x12mm rear hub, 28 hole, Tubeless Ready

**TIRES** Bontrager 29-4 Team, 29x2.3"

**SADDLE** Bontrager Evoke 3, titanium rails

**SEATPOST** Bontrager Rhythm Elite, 31.6mm, zero offset

**HANDLEBAR** Bontrager Race Lite Low Riser, 31.8mm, 15mm rise, 9 degree sweep

**STEM** Bontrager Rhythm Pro, 31.8mm

**HEADSET** FSA NO.57, E2, ACB sealed bearings

**BRAKESET** Shimano Deore XT M785 hydraulic disc brakes

**EXTRAS** Trek fork & shock sag meter, Bontrager shock pump

### KEY FEATURES

- > 29" wheels = better obstacle clearance, more momentum, greater stability
- > G2 Geometry improves handling in all conditions, at all speeds
- > New, burlier Alpha Platinum Aluminum main frame
- > ABP Convert is active suspension under braking, with 142x12
- > DRCV fork and shock
- > 3x10 drivetrain

### UPGRADES FROM RUMBLEFISH ELITE

Shimano XT/XTR drivetrain / Shimano XT hydraulic disc brakes / 3-position ProPedal w/Boost Valve / Bontrager Rhythm Pro wheelset



# RUMBLEFISH ELITE

Raw Tint Dark



## SPECIFICATIONS

**SIZES** 15.5, 17.5, 19, 21, 23"

**FRAME** Alpha Platinum Aluminum main frame & stays w/ABP Convert, magnesium swing link, G2 Geometry, E2 tapered head tube, replaceable derailleur hanger, 120mm travel

**FRONT SUSPENSION** Fox 32 Float RL, Trek DRCV air spring, lockout, rebound, custom G2 Geometry, 51mm offset crown, E2 tapered steerer, 15QR thru axle, 120mm travel, tuned by Trek in California

**REAR SUSPENSION** Fox Performance Series Float RP-2 w/DRCV, ProPedal, rebound; 7.25x1.875", tuned by Trek in California

**COLOR** Raw Tint Dark

**SHIFTERS** Shimano SLX M660-10, 10 speed

**FRONT DERAILLEUR** Shimano SLX, direct mount

**REAR DERAILLEUR** Shimano Deore XT M780 Shadow

**CASSETTE** Shimano HG62-10 11-36, 10 speed

**CRANK** Shimano M552, 42/32/22

**WHEELS** Bontrager Rhythm Elite TLR Disc 29 wheel system, 15mm FCC front hub, 142x12mm rear hub, 28 hole, Tubeless Ready

**TIRES** Bontrager 29-4 Expert, 29x2.3"

**SADDLE** Bontrager Evoke 2, chromoly rails

**SEATPOST** Bontrager Rhythm Elite, 31.6mm, zero offset

**HANDLEBAR** Bontrager Race Lite Low Riser, 31.8mm, 15mm rise, 9 degree sweep

**STEM** Bontrager Rhythm Pro, 31.8mm

**HEADSET** FSA NO.57E, E2, ACB sealed bearings

**BRAKESET** Shimano SLX M666 hydraulic disc brakes

**EXTRAS** Trek fork & shock sag meter, Bontrager shock pump

## KEY FEATURES

- > 29" wheels = better obstacle clearance, more momentum, greater stability
- > G2 Geometry improves handling in all conditions, at all speeds
- > New, burlier Alpha Platinum Aluminum main frame
- > ABP Convert is active suspension under braking, with 142x12
- > DRCV fork and shock
- > 3x10 drivetrain

### UPGRADES FROM RUMBLEFISH

DRCV fork / Shimano SLX/XT drivetrain / Bontrager Rhythm Comp wheels / 142x12 rear spacing / Shimano SLX brakes

# RUMBLEFISH

Matte Black



## SPECIFICATIONS

**SIZES** 15.5, 17.5, 19, 21, 23"

**FRAME** Alpha Platinum Aluminum main frame & stays w/ABP Convert, magnesium swing link, G2 Geometry, DRCV shock mount, E2 tapered head tube, replaceable derailleur hanger, 120mm travel

**FRONT SUSPENSION** RockShox Revelation RL w/Dual Air spring, lockout, rebound, custom G2 Geometry, 51mm offset crown, E2 tapered steerer, 20mm thru axle, 120mm travel

**REAR SUSPENSION** Fox Performance Series Float RP-2 w/DRCV, ProPedal, rebound; 7.25x1.875", tuned by Trek in California

**COLOR** Matte Black

**SHIFTERS** SRAM X7, 10 speed

**FRONT DERAILLEUR** SRAM X7, direct mount

**REAR DERAILLEUR** SRAM X7

**CASSETTE** SRAM PG-1030 11-36, 10 speed

**CRANK** SRAM S1000, 44/33/22

**WHEELS** Formula DH92 20mm 32-hole front hub, Shimano M529 32-hole alloy rear hub; Bontrager Duster Disc 29 rims, Tubeless Ready

**TIRES** Bontrager 29-4 Expert, 29x2.3"

**SADDLE** Bontrager Evoke 2, chromoly rails

**SEATPOST** Bontrager SSR

**HANDLEBAR** Bontrager Low Riser, 31.8mm, 15mm rise, 9 degree sweep

**STEM** Bontrager Race Lite, 31.8mm

**HEADSET** FSA NO.57E, E2, ACB sealed bearings

**BRAKESET** Avid Elixir 3 hydraulic disc brakes

**EXTRAS** Trek fork & shock sag meter, Bontrager shock pump

## KEY FEATURES

- > 29" wheels = better obstacle clearance, more momentum, greater stability
- > G2 Geometry improves handling in all conditions, at all speeds
- > New, burlier Alpha Platinum Aluminum main frame
- > ABP Convert is active suspension under braking
- > DRCV shock
- > 3x10 drivetrain





Remedy 9.9 159

# / TECHNICAL TRAIL

## Clean more. Relent less.

Trek Technical Trail bikes will take you up to places the shuttle doesn't run. And when it's time to point back down, you've still got the legs to pump the g-outs, rhythm that elusive double, and clean the loose granite rubble. So drop the lift ticket and load your pack—Trek's Technical Trail machines are it. All you need are the legs and the gusto.

### / FAMILIES

Remedy  
Roscoe  
Slash





TECHNICAL TRAIL

Feature comparison

	REMEDY 9.9	REMEDY 9.8	REMEDY 9	REMEDY 8	REMEDY 7	ROSCOE ELITE	ROSCOE	SLASH 9	SLASH 8	SLASH 7
OCLV MOUNTAIN CARBON	●	●								
OCLV MOUNTAIN CHAINSTAY	●									
OCLV MOUNTAIN SEATSTAY	●	●								
CARBON ARMOR	●	●								
ALPHA PLATINUM ALUMINUM			●	●	●	●	●	●	●	●
ABP CONVERT	●	●	●	●	●	●	●	●	●	●
142X12	●	●	●			●		●	●	
135X5				●	●		●			●
FULL FLOATER	●	●	●	●	●			●	●	●
ALLOY EVO LINK								●	●	●
MAGNESIUM EVO LINK	●	●	●	●	●					
E2 TAPERED HEAD TUBE	●	●	●	●	●	●	●	●	●	●
15QR	●	●	●	●	●	●				
20QR							●	●	●	●
DRCV REAR SHOCK	●	●	●	●	●	●	●	●	●	●
DRCV	●	●	●	●		●				
PRESS-FIT BOTTOM BRACKET						●	●			
BB95	●	●								
DIRECT-MOUNT DERAILLEUR	●	●				●	●			
26" WHEELS	●	●	●	●	●			●	●	●
29" WHEELS						●	●			
MINO LINK ADJUSTABLE GEOMETRY	●	●	●	●	●			●	●	●
ISCG MOUNTS	●	●	●	●	●	●	●	●	●	●
ROCKSHOX REVERB WITH STEALTH ROUTING	●	●						●	●	
FRONT DERAILLEUR INTERNAL ROUTING	●	●	●	●	●	●	●	●	●	●
STEALTH-READY FRAME			●	●	●					●
3X10		●	●	●	●					
2X10	●					●	●	●	●	●
FCC MTB WHEELS						●				
G2 GEOMETRY						●	●			
GARY FISHER COLLECTION						●	●			
EXTENDED SIZE RANGE						●	●			

TECHNICAL TRAIL

Glossary of features

**OCLV MOUNTAIN CARBON** Trek’s mountain-specific carbon fiber is tougher carbon, with unique materials and lay-up procedure, a higher standard of testing, and Trek’s advanced engineering.

**OCLV MOUNTAIN CHAINSTAY** Full OCLV Mountain Carbon chainstay reduces frame weight by about 100g and dramatically increases stiffness.

**OCLV MOUNTAIN SEATSTAY** Full OCLV Mountain Carbon seatstay reduces frame weight by about 100g.

**CARBON ARMOR** External shield protects the carbon down tube from trail debris.

**ALPHA PLATINUM ALUMINUM** Trek’s high-performance aluminum, with manipulated tube shapes to balance strength and weight saving.

**ABP CONVERT** Our patented Active Braking Pivot (ABP) offers always-active suspension. And with ABP Convert’s thru-axle, it’s 35% stiffer than any open dropout design.

**142X12** A more robust and confidence-inspiring rear thru axle, about 35% stiffer than an open dropout design. And now, a thru axle wheel change is actually quick and easy.

**135X5** Traditional-width rear hub attaches to the frame using a standard or ABP-specific skewer.

**FULL FLOATER** Attaches the shock to two moving linkage points on the frame, for greater response over a wide variety of terrain. It feels like more travel —but it’s not. It’s smarter travel.

**ALLOY EVO LINK** Our exclusive system connects the main frame to the rear triangle with a one-piece rocker link, creating unprecedented whole-bike stiffness for greater control and minimal weight.

**MAGNESIUM EVO LINK** Our exclusive system connects the main frame to the rear triangle with a one-piece rocker link, creating a stiffer frame for greater control with minimal weight.

**E2 TAPERED HEAD TUBE** Tapers from a 1.5” lower to a 1-1/8” upper, placing more material where it matters most for the stiffness of a full 1.5” system without the added weight.

**15QR** 15mm front thru axle makes steering more precise for more control with QR convenience.

**20QR** Burly 20mm front thru axle offers ultimate steering precision and the convenience of QR.

**DRCV REAR SHOCK** DRCV lets you have it all: supple small-bump feel, great pedaling efficiency, and seemingly bottomless travel for the big stuff.

**DRCV** Ride bigger lines, flow through braking bumps with ease, and ride with more control.

**PRESS-FIT BOTTOM BRACKET** Increases pedaling efficiency and allows for a more robust frame structure.

**BB95** The stiffest carbon bottom bracket on the market. A Trek exclusive.

**DIRECT-MOUNT DERAILLEUR** Provides accurate shifting in a lightweight, minimal package.

**26" WHEELS** The MTB standard for versatility, light weight, and maneuverability.

**29" WHEELS** Bigger wheels carry more momentum, roll over obstacles more easily, and offer greater stability and more traction than 26” wheels.

**MINO LINK ADJUSTABLE GEOMETRY** Fine tune head tube angle by 1/2° and BB height by 10mm with the simple turn of a nut. A Trek exclusive.

**ISCG MOUNTS** International Standard Chain Guide mounts offer easy chain guide installation and adjustment.

**ROCKSHOX REVERB WITH STEALTH ROUTING** The RockShox Reverb gives you 125mm of seat height adjustment with a hydraulically actuated remote, stealthily routed though the frame itself.

**FRONT DERAILLEUR INTERNAL ROUTING** Internal cable routing for the front derailleur keeps your bike running smooth and clean.

**STEALTH-READY FRAME** Frame is already prepped for internal routing if you decide to add a remotely adjustable seatpost.

**3X10** With a 10-speed cassette and a 3-ring crankset, 3x10 delivers a closer-ratio drivetrain, a wider range of gears, and increased efficiency and durability.

**2X10** With a 10-speed cassette and a 2-ring crankset, 2x10 delivers a full range of useable gears, with less weight and easier, smoother shifting.

**FCC MTB WHEELS** Bigger is better. Oversized hub, flanges, and end caps create a flex-free 29” wheel capable of chewing through technical terrain.

**G2 GEOMETRY** G2 Geometry uses a system-wide approach to make the best-handling 29ers out there.

**GARY FISHER COLLECTION** Innovative bikes imagined by Gary Fisher, built by Trek.

**EXTENDED SIZE RANGE** Many Trek models feature a wider range of sizes than the industry standard, to give a better fit to more riders.



/

REMEDY

Ride everything. Because you can.

/

LINEUP

- <
- Remedy 9.9
- Remedy 9.8
- Remedy 9
- Remedy 8
- Remedy 7



WHY REMEDY

We’ve never packed more technology into a single bike. Everything we know is represented in this bike — the most capable trail descender, with unsurpassed climbing ability.

PROFILE

If your idea of a great day is testing the limits of your skills on a bike that can take you up, down, and wherever you want to go, Remedy is your ride.

1

ABP: PATENTED, PROVEN

Our patented ABP means your suspension works the same whether you’re on the brakes or off. Smooth, controlled suspension that’s at its best all the time.

2

MORE CONTROL, ADJUSTABLE GEOMETRY

New geometry increases control at higher speeds. Remedy now features Mino Link adjustable geometry, and ISCG tabs on all models!

3

MORE CONTROL, TIMES TWO

The legendary control of our patent-pending DRCV shock technology is now featured in Fox forks. With DRCV fork and shock, you get perfect balance and ultimate control.

4

WHY SETTLE FOR 140MM?

Sacrifice nothing on the climbs, gain everything on the descents. Our 150mm platform weighs no more than the 140mm competition, and surpasses them all in descending ability.

REMEDY 9.9

Onyx Carbon



SPECIFICATIONS

**SIZES** 15.5, 17.5, 18.5, 19.5, 21.5"

**FRAME** OCLV Mountain Carbon main frame, seatstay & chainstay, Carbon Armor, ABP Convert, Full Floater, E2 tapered head tube, front derailleur internal cable routing, Stealth seatpost routing, magnesium EVO Link, Mino Link, replaceable derailleur hanger, 150mm travel

**FRONT SUSPENSION** Fox 32 Float FIT RLC, Trek DRCV air spring, Kashima coat, compression, lockout, rebound, E2 tapered steerer, 15QR thru axle, 150mm travel, tuned by Trek in California

**REAR SUSPENSION** Fox Float RP-3 w/DRCV, Kashima coat, Boost Valve, 3-position Climb-Ride-Descend ProPedal, rebound; 7.75x2.25", tuned by Trek in California

**COLOR** Onyx Carbon

**SHIFTERS** SRAM XX, 10 speed

**FRONT DERAILLEUR** SRAM XO, direct mount

**REAR DERAILLEUR** SRAM XX

**CASSETTE** SRAM XX 11-36, 10 speed

**CRANK** SRAM XX, 39/26

**WHEELS** DT Swiss XM 1550 Tricon, 15mm front hub, 142x12mm rear hub; 24-hole, center lock, tubeless rims

**TIRES** Bontrager XR4 Team, 26x2.35"

**SADDLE** Bontrager Evoke RXL

**SEATPOST** RockShox Reverb Stealth, 31.6mm, zero offset

**HANDLEBAR** Bontrager Race X Lite Carbon Low Riser, 31.8mm, 15mm rise, 9 degree sweep

**STEM** Bontrager Rhythm Pro, 31.8mm

**HEADSET** Cane Creek IS3, E2

**BRAKESET** Avid XX hydraulic disc brakes

**EXTRAS** Trek fork & shock sag meter, Bontrager shock pump

KEY FEATURES

- >
- Full OCLV Mountain Carbon frame with Carbon Armor
- >
- ABP Convert is active suspension under braking, with 142x12
- >
- E2 tapered frame and fork with 15QR
- >
- DRCV fork and shock
- >
- RockShox Reverb Stealth adjustable seatpost with internal routing
- >
- All-new trail geometry with ISCG mounts and Mino Link

UPGRADES FROM REMEDY 9.8

OCLV Mountain Carbon chainstay / Fox FIT DRCV fork w/RLC / Kashima coated fork & shock / DT Swiss XM 1550 Tricon wheelset / Full SRAM XX 2x10 drivetrain



# REMEDY 9.8

Carbon Smoke



## SPECIFICATIONS

**SIZES** 15.5, 17.5, 18.5, 19.5, 21.5”  
**FRAME** OCLV Mountain Carbon main frame & seatstay w/alloy chainstay, Carbon Armor, ABP Convert, Full Floater, E2 tapered head tube, front derailleur internal cable routing, Stealth routing ready, magnesium EVO Link, Mino Link, replaceable derailleur hanger, 150mm travel  
**FRONT SUSPENSION** Fox 32 Float FIT RL, Trek DRCV air spring, lockout, rebound, E2 tapered steerer, 15QR thru axle, 150mm travel, tuned by Trek in California  
**REAR SUSPENSION** Fox Performance Series Float RP-3 w/DRCV, Boost Valve, 3-position Climb-Ride-Descend ProPedal, rebound; 7.75x2.25”, tuned by Trek in California  
**COLOR** Carbon Smoke  
**SHIFTERS** Shimano Deore XT M780, 10 speed  
**FRONT DERAILLEUR** Shimano Deore XT, direct mount

**REAR DERAILLEUR** Shimano XTR M985 Trail  
**CASSETTE** Shimano Deore XT M771-10 11-36, 10 speed  
**CRANK** Shimano Deore XT M780, 42/32/24  
**WHEELS** Bontrager Rhythm Elite TLR Disc wheel system, 15mm front hub, 142x12mm rear hub, 28 hole, Tubeless Ready  
**TIRES** Bontrager XR4 Team, 26x2.35”  
**SADDLE** Bontrager Evoke 3, titanium rails  
**SEATPOST** RockShox Reverb Stealth, 31.6mm, zero offset  
**HANDLEBAR** Bontrager Race X Lite Carbon Low Riser, 31.8mm, 15mm rise, 9 degree sweep  
**STEM** Bontrager Rhythm Pro, 31.8mm  
**HEADSET** Cane Creek IS3, E2  
**BRAKESET** Shimano Deore XT M785 hydraulic disc brakes  
**EXTRAS** Trek fork & shock sag meter, Bontrager shock pump

## KEY FEATURES

- OCLV Mountain Carbon main frame and seatstay with Carbon Armor
- ABP Convert is active suspension under braking, with 142x12
- E2 tapered frame and fork with 15QR
- DRCV fork and shock
- All-new trail geometry with ISCG mounts and Mino Link

### UPGRADES FROM REMEDY 9

OCLV Mountain Carbon / RockShox Reverb Stealth adjustable seatpost / Bontrager Evoke Ti saddle

# REMEDY 9

Matte Raw Tint Dark



## SPECIFICATIONS

**SIZES** 15.5, 17.5, 18.5, 19.5, 21.5”  
**FRAME** Alpha Platinum Aluminum w/ABP Convert, Full Floater, E2 tapered head tube, front derailleur internal cable routing, Stealth routing ready, magnesium EVO Link, Mino Link, replaceable derailleur hanger, 150mm travel  
**FRONT SUSPENSION** Fox 32 Float FIT RLC, DRCV air spring, Kashima coat, compression, lockout, rebound, E2 tapered steerer, 15QR thru axle, 150mm travel, tuned by Trek in California  
**REAR SUSPENSION** Fox Performance Series Float RP-3 w/DRCV, Boost Valve, 3-position Climb-Ride-Descend ProPedal, rebound; 7.75x2.25”, tuned by Trek in California  
**COLOR** Matte Raw Tint Dark  
**SHIFTERS** Shimano Deore XT M780, 10 speed  
**FRONT DERAILLEUR** Shimano Deore XT, direct mount

**REAR DERAILLEUR** Shimano XTR M985 Trail  
**CASSETTE** Shimano Deore XT M771-10 11-36, 10 speed  
**CRANK** Shimano Deore XT M780, 42/32/24  
**WHEELS** Bontrager Rhythm Elite TLR Disc wheel system, 15mm front hub, 142x12mm rear hub, 28 hole, Tubeless Ready  
**TIRES** Bontrager XR4 Team, 26x2.35”  
**SADDLE** Bontrager Evoke 2, chromoly rails  
**SEATPOST** Bontrager Rhythm Elite, 31.6mm, zero offset  
**HANDLEBAR** Bontrager Race Lite Low Riser, 31.8mm, 15mm rise, 9 degree sweep  
**STEM** Bontrager Rhythm Pro, 31.8mm  
**HEADSET** FSA NO.57E, E2, ACB sealed bearings  
**BRAKESET** Shimano Deore XT M785 hydraulic disc brakes  
**EXTRAS** Trek fork & shock sag meter, Bontrager shock pump

## KEY FEATURES

- ABP Convert is active suspension under braking, with 142x12
- E2 tapered frame and fork with 15QR
- DRCV fork and shock
- All-new trail geometry with ISCG mounts and Mino Link
- Stealth routing-ready frame

### UPGRADES FROM REMEDY 8

Fox FIT DRCV fork w/Kashima coat / DRCV rear shock w/3-position ProPedal / Bontrager Rhythm Elite wheelset / Full Shimano XT 3x10 drivetrain w/XTR rear derailleur



REMEDY 8

Black



SPECIFICATIONS

**SIZES** 15.5, 17.5, 18.5, 19.5, 21.5”  
**FRAME** Alpha Platinum Aluminum w/ABP Convert, Full Floater, E2 tapered head tube, front derailleur internal cable routing, Stealth routing ready, magnesium EVO Link, Mino Link, replaceable derailleur hanger, 150mm travel  
**FRONT SUSPENSION** Fox 32 Float RL, Trek DRCV air spring, lockout, rebound, E2 tapered steerer, 15QR thru axle, 150mm travel, tuned by Trek in California  
**REAR SUSPENSION** Fox Performance Series Float RP-2 w/DRCV, ProPedal, rebound; 7.75x2.25”, tuned by Trek in California  
**COLOR** Black  
**SHIFTERS** Shimano SLX M660-10, 10 speed  
**FRONT DERAILLEUR** Shimano SLX, direct mount  
**REAR DERAILLEUR** Shimano Deore XT M780 Shadow

**CASSETTE** Shimano HG62-10 11-36, 10 speed  
**CRANK** Shimano M552, 42/32/24  
**WHEELS** Bontrager 15mm alloy front hub, Shimano M525 alloy rear hub; Bontrager Duster Disc 32-hole rims, Tubeless Ready  
**TIRES** Bontrager XR4 Expert, 26x2.35”  
**SADDLE** Bontrager Evoke 2, chromoly rails  
**SEATPOST** Bontrager Rhythm Elite, 31.6mm, zero offset  
**HANDLEBAR** Bontrager Low Riser, 31.8mm, 15mm rise, 9 degree sweep  
**STEM** Bontrager Rhythm Pro, 31.8mm  
**HEADSET** FSA NO.57E, E2, ACB sealed bearings  
**BRAKESET** Shimano SLX M666 hydraulic disc brakes  
**EXTRAS** Trek fork & shock sag meter, Bontrager shock pump

KEY FEATURES

- ABP Convert is active suspension under braking
- E2 tapered frame and fork with 15QR
- DRCV fork and shock
- All-new trail geometry with ISCG Mounts and Mino Link
- Stealth routing-ready frame

**UPGRADES FROM REMEDY 7**  
DRCV fork w/E2 tapered steerer / Shimano SLX hydraulic disc brakes & shifters / Shimano XT rear derailleur

REMEDY 7

Matte Black



SPECIFICATIONS

**SIZES** 15.5, 17.5, 18.5, 19.5, 21.5”  
**FRAME** Alpha Platinum Aluminum w/ABP Convert, Full Floater, E2 tapered head tube, front derailleur internal cable routing, Stealth routing ready, magnesium EVO Link, Mino Link, replaceable derailleur hanger, 150mm travel  
**FRONT SUSPENSION** Fox Evolution Series 32 Float RL, air spring, lockout, rebound, 15QR thru axle, 150mm travel  
**REAR SUSPENSION** Fox Performance Series Float RP-2 w/DRCV, ProPedal, rebound; 7.75x2.25”, tuned by Trek in California  
**COLOR** Matte Black  
**SHIFTERS** Shimano Deore M591, 10 speed  
**FRONT DERAILLEUR** Shimano Deore, direct mount  
**REAR DERAILLEUR** Shimano SLX M663 Shadow

**CASSETTE** Shimano HG62-10 11-36, 10 speed  
**CRANK** Shimano M552, 42/32/24  
**WHEELS** Formula DC51 15mm alloy front hub, Shimano M525 alloy rear hub; Bontrager Duster Disc 32-hole rims, Tubeless Ready  
**TIRES** Bontrager XR4 Expert, 26x2.35”  
**SADDLE** Bontrager Evoke 2, chromoly rails  
**SEATPOST** Bontrager, 31.6mm, 20mm offset  
**HANDLEBAR** Bontrager Low Riser, 31.8mm, 15mm rise, 9 degree sweep  
**STEM** Bontrager Rhythm Pro, 31.8mm  
**HEADSET** FSA NO.57E, E2, ACB sealed bearings  
**BRAKESET** Avid Elixir 3 hydraulic disc brakes  
**EXTRAS** Trek fork & shock sag meter, Bontrager shock pump

KEY FEATURES

- ABP Convert is active suspension under braking
- E2 tapered frame with 15QR
- Full Floater
- DRCV rear shock
- All-new trail geometry with ISCG mounts and Mino Link
- Stealth routing-ready frame





# / ROSCOE

The mountain doesn't seem so big anymore.

## / LINEUP

< Roscoe Elite  
Roscoe



### WHY ROSCOE 29

With its advanced suspension package, Roscoe is the most technical, most capable 29er ever.

### PROFILE

You're into conquering technical trails and would appreciate the 29" wheels' ability to smooth out the rough terrain.

### 1 140MM TRAVEL

Through some keen suspension engineering, we've fit in 140mm of travel front and rear. Smooth-rolling 29" wheels give the impression of even more travel.

### 2 MORE CONTROL, TIMES TWO

The legendary control of our patent-pending DRCV shock technology is now featured in Fox forks. With DRCV fork and shock, you get perfect balance and ultimate control.

### 3 ABP: PATENTED, PROVEN

Our patented ABP means your suspension works the same whether you're on the brakes or off. Smooth, controlled suspension that's at its best all the time.

### 4 FCC MTB

29" wheels benefit from oversized hubs, flanges, and end caps to create a flex-free 29" wheel that chews through technical terrain.



ROSCOE ELITE

Trek White/Gloss Black



SPECIFICATIONS

**SIZES** 15.5, 17.5, 19, 21, 23"

**FRAME** Alpha Platinum Aluminum main frame & stays w/ABP Convert, magnesium swing link, G2 Geometry, E2 tapered head tube, front derailleur internal cable routing, ISCG03 mounts, replaceable derailleur hanger, 140mm travel

**FRONT SUSPENSION** Fox 34 Float RLC, Trek DRCV air spring, Kashima coat, lockout, rebound, custom G2 Geometry, 51mm offset crown, E2 tapered steerer, 15QR thru axle, 140mm travel, tuned by Trek in California

**REAR SUSPENSION** Fox Performance Series Float RP-3 w/DRCV, Boost Valve, 3-position Climb-Ride-Descend ProPedal, rebound; 7.75x2.25", tuned by Trek in California

**COLOR** Trek White/Gloss Black

**SHIFTERS** SRAM X9, 10 speed

**FRONT DERAILLEUR** SRAM X7, direct mount

**REAR DERAILLEUR** SRAM X0

**CASSETTE** SRAM PG-1070 11-36, 10 speed

**CRANK** SRAM X9, 38/24

**WHEELS** Bontrager Rhythm Elite TLR Disc 29 wheel system, 15mm FCC front hub, 142x12mm rear hub, 28 hole, Tubeless Ready

**TIRES** Bontrager 29-4 Team, 29x2.3"

**SADDLE** Bontrager Evoke 3, titanium rails

**SEATPOST** SRAM Reverb, 31.6mm, zero offset

**HANDLEBAR** Bontrager Race Lite Low Riser, 31.8mm, 15mm rise, 9 degree sweep

**STEM** Bontrager Rhythm Pro, 31.8mm

**HEADSET** FSA NO.57, E2, ACB sealed bearings

**BRAKESET** Avid Elixir 9 hydraulic disc brakes

**EXTRAS** Trek fork & shock sag meter, Bontrager shock pump

KEY FEATURES

- 29" wheels = better obstacle clearance, more momentum, greater stability
- G2 Geometry improves handling in all conditions, at all speeds
- ABP Convert is active suspension under braking, with 142x12
- Fox's bigger 34mm stanchions provide more control for a 140mm 29er fork
- DRCV fork and shock
- 2x10 drivetrain

UPGRADES FROM ROSCOE

Fox DRCV RP3 w/Boost Valve / Fox 34 DRCV fork / SRAM X9/X0 drivetrain / Bontrager Rhythm Elite wheelset / SRAM Reverb seatpost dropper

ROSCOE

Matte Paramount Grey/Matte Black



SPECIFICATIONS

**SIZES** 15.5, 17.5, 19, 21, 23"

**FRAME** Alpha Platinum Aluminum main frame & stays w/ABP Convert, magnesium swing link, G2 Geometry, E2 tapered head tube, front derailleur internal cable routing, ISCG03 mounts, replaceable derailleur hanger, 140mm travel

**FRONT SUSPENSION** RockShox Revelation RL w/Dual Air spring, lockout, rebound, custom G2 Geometry, 51mm offset crown, E2 tapered steerer, 20mm thru axle, 140mm travel

**REAR SUSPENSION** Fox Performance Series Float RP-2 w/DRCV, ProPedal, rebound; 7.75x2.25", tuned by Trek in California

**COLOR** Matte Paramount Grey/Matte Black

**SHIFTERS** SRAM X7, 10 speed

**FRONT DERAILLEUR** SRAM X7, direct mount

**REAR DERAILLEUR** SRAM X9

**CASSETTE** Shimano HG62-10 11-36, 10 speed

**CRANK** SRAM S1000, 38/24

**WHEELS** Formula DH92 20mm 32-hole front hub, Shimano M529 32-hole rear hub; Bontrager Duster Disc 29 rims, Tubeless Ready

**TIRES** Bontrager 29-4 Expert, 29x2.3"

**SADDLE** Bontrager Evoke 2, chromoly rails

**SEATPOST** Bontrager Rhythm Elite, 31.6mm, zero offset

**HANDLEBAR** Bontrager Low Riser, 31.8mm, 15mm rise, 9 degree sweep

**STEM** Bontrager Rhythm Pro, 31.8mm

**HEADSET** FSA NO.57E, E2, ACB sealed bearings

**BRAKESET** Avid Elixir 3 hydraulic disc brakes

**EXTRAS** Trek fork & shock sag meter, Bontrager shock pump

KEY FEATURES

- 29" wheels = better obstacle clearance, more momentum, greater stability
- G2 Geometry improves handling in all conditions, at all speeds
- ABP Convert is active suspension under braking, with 142x12
- DRCV rear shock
- 2x10 drivetrain



/ **SLASH**  
XC/slash/DH.

/ **LINEUP**

- < Slash 9
- Slash 8
- Slash 7



**WHY SLASH**

High-speed descents. Chundery technical lines. Clean them both with Slash's downhill control, and be amazed that a ride this capable can be so lightweight.

**PROFILE**

2,000 meter descents. Epic mountain views. Megavalanche enduros. You want a bike that can handle it all, and still pedal to the top. Rider, meet Slash.

**1 ABP: PATENTED, PROVEN**

Our patented ABP means your suspension works the same whether you're on the brakes or off. Smooth, controlled suspension that's at its best all the time.

**2 NEW PLATFORM, RIPPIN' ATTITUDE**

Slash is an all-new ground-up design. Commanding DH-style geometry meets never before seen pedalability in a package light enough to call it the downhill's trail bike.

**3 ADJUSTABLE GEOMETRY**

Our exclusive Mino Link lets you fine tune head tube angle and BB height. Just flip the Mino for a 1/2° head angle and 1/4" bottom bracket adjustment.

**4 GO DEEPER**

Our two-chamber DRCV shock has coil shock performance, with air shock weight. And it knows when to engage its second chamber, so you don't have to think about it.

**SLASH 9**

Gloss Black/Lime Green



**SPECIFICATIONS**

**SIZES** 15.5, 17.5, 18.5, 19.5, 21.5"

**FRAME** Alpha Platinum Aluminum w/ABP Convert, Full Floater, E2 tapered head tube, AngleSet compatible, internal control routing, stealth seatpost routing, alloy EVO Link, Mino Link, replaceable derailleur hanger, 160mm travel

**FRONT SUSPENSION** Fox Factory Series 36 Talas FIT RLC w/air spring, Kashima coat, alloy E2 tapered steerer, 20QR, 120-160mm travel adjust, tuned by Trek in California

**REAR SUSPENSION** Fox Float RP-3 w/DRCV, Kashima coat, Boost Valve, 3-position Climb-Ride-Descend ProPedal, rebound; 8.25x3.375", tuned by Trek in California

**COLOR** Gloss Black/Lime Green

**SHIFTERS** SRAM X0, 10 speed

**FRONT DERAILLEUR** SRAM X0, direct mount

**REAR DERAILLEUR** SRAM X0

**CASSETTE** SRAM PG-1070 11-36, 10 speed

**CRANK** SRAM X0, 38/24

**WHEELS** Bontrager Rhythm Elite TLR Disc wheel system, 20mm front hub, 142x12mm rear hub, 28 hole, Tubeless Ready

**TIRES** Bontrager XR4 Team, 26x2.35"

**SADDLE** Bontrager Evoke 3, titanium rails

**SEATPOST** RockShox Reverb Stealth, 31.6mm, zero offset

**HANDLEBAR** Bontrager Rhythm Pro Carbon, 31.8mm, 15mm rise, 9 degree sweep

**STEM** Bontrager Rhythm Pro, 31.8mm

**HEADSET** FSA NO.57E, E2, ACB sealed bearings

**BRAKES** Avid Elixir X0 hydraulic disc brakes

**KEY FEATURES**

- > ABP Convert is active suspension under braking, with 142x12
- > DRCV rear shock
- > E2 tapered frame and fork with 20QR
- > Mino Link adjustable geometry and ISCG mounts
- > RockShox Reverb remote adjust post with stealth routing
- > SRAM 2x10 drivetrain with bashguard

**UPGRADES FROM SLASH 8**

Fox 36 Talas fork / Kashima coated front & rear shock / Bontrager Rhythm Elite wheelset w/20QR & 142x12mm / Full SRAM X0 2x10 drivetrain & carbon X0 crankset



SLASH 8

Gloss Black/Gloss Ti



SPECIFICATIONS

**SIZES** 15.5, 17.5, 18.5, 19.5, 21.5"

**FRAME** Alpha Platinum Aluminum w/ABP Convert, Full Floater, E2 tapered head tube, AngleSet compatible, internal control routing, Stealth seatpost routing, alloy EVO Link, Mino Link, replaceable derailleur hanger, 160mm travel

**FRONT SUSPENSION** Fox Performance Series 36 Talas R w/air spring, rebound, alloy E2 tapered steerer, 20QR, 120-160mm travel adjust

**REAR SUSPENSION** Fox Performance Series Float RP-2 w/DRCV, ProPedal, rebound; 8.25x3.375", tuned by Trek in California

**COLOR** Gloss Black/Gloss Ti

**SHIFTERS** SRAM X9, 10 speed

**FRONT DERAILEUR** SRAM X7, direct mount

**REAR DERAILEUR** SRAM X0

**CASSETTE** SRAM PG-1050 11-36, 10 speed

**CRANK** SRAM X9, 38/24

**WHEELS** Bontrager Rhythm Comp TLR Disc wheel system, 20mm front hub, 142x12mm rear hub, 28 hole, Tubeless Ready

**TIRES** Bontrager XR4 Expert, 26x2.35"

**SADDLE** Bontrager Evoke 2, chromoly rails

**SEATPOST** RockShox Reverb Stealth, 31.6mm, zero offset

**HANDLEBAR** Bontrager Rhythm Elite, 31.8mm, 15mm rise, 9 degree sweep

**STEM** Bontrager Rhythm Pro, 31.8mm

**HEADSET** FSA NO.57E, E2, ACB sealed bearings

**BRAKESET** Avid Elixir 9 hydraulic disc brakes

KEY FEATURES

- ABP Convert is active suspension under braking, with 142x12
- DRCV rear shock
- E2 tapered frame and fork with 20QR
- Mino Link adjustable geometry and ISCG mounts
- RockShox Reverb remote adjust post with Stealth routing

UPGRADES FROM SLASH 7

DRCV rear shock w/3-position ProPedal / Fox 36 Talas fork w/160mm travel / Avid Elixir 9 brakes / Bontrager Rhythm Comp wheelset w/20QR & 142x12 / RockShox Reverb Stealth seatpost

SLASH 7

Matte Raw Tint Dark/Matte Black



SPECIFICATIONS

**SIZES** 15.5, 17.5, 18.5, 19.5, 21.5"

**FRAME** Alpha Platinum Aluminum w/ABP Convert, Full Floater, E2 tapered head tube, AngleSet compatible, internal control routing, Stealth seatpost routing, alloy EVO Link, Mino Link, replaceable derailleur hanger, 160mm travel

**FRONT SUSPENSION** RockShox Lyrik R w/Solo Air spring, rebound, E2 tapered steerer, 20mm thru axle, 160mm travel

**REAR SUSPENSION** Fox Performance Series Float RP-2 w/DRCV, ProPedal, rebound; 8.25x3.375", tuned by Trek in California

**COLOR** Matte Raw Tint Dark/Matte Black

**SHIFTERS** SRAM X7, 10 speed

**FRONT DERAILEUR** SRAM X7, direct mount

**REAR DERAILEUR** SRAM X9

**CASSETTE** SRAM PG-1030 11-36, 10 speed

**CRANK** SRAM S1200, 38/24

**WHEELS** Formula DC51 20mm alloy front hub, Shimano M525 alloy rear hub; Bontrager Duster Disc, 32-hole rims, Tubeless Ready

**TIRES** Bontrager XR4 Expert, 26x2.35"

**SADDLE** Bontrager Evoke 2, chromoly rails

**SEATPOST** Bontrager Rhythm Elite, 31.6mm, zero offset

**HANDLEBAR** Bontrager Rhythm Elite, 31.8mm, 15mm rise, 9 degree sweep

**STEM** Bontrager Rhythm Pro, 31.8mm

**HEADSET** FSA NO.57E, E2, ACB sealed bearings

**BRAKESET** Avid Elixir 5 hydraulic disc brakes

KEY FEATURES

- ABP Convert is active suspension under braking, with 142x12
- DRCV rear shock
- E2 tapered frame and fork with 20QR
- Mino Link adjustable geometry and ISCG mounts
- Stealth routing-ready frame
- SRAM 2x10 drivetrain with bashguard



# / GRAVITY

## For the chosen few.

Seekers of thrill, masters of speed, pursuers of technical challenge—you are the riders of Gravity. For you, Trek produces these downhill and dirt jump bikes, built to withstand all the abuse you and the descent can dish out.

So if you're the type who measures a day by shuttle runs, feet of descent, or jumps cleared, your whip awaits.

### / FAMILIES

Session  
Ticket





GRAVITY

Feature comparison

	SESSION 9.9	SESSION 88	SESSION 8	TICKET EXCHANGE	TICKET STUB
OCLV MOUNTAIN WITH INTENSION	●				
ALPHA PLATINUM ALUMINUM		●	●		
ALPHA GOLD ALUMINUM				●	●
ABP DH	●	●	●		
157X12	●	●	●		
135X5				●	●
CARBON ARMOR	●				
FULL FLOATER	●	●	●		
ALLOY EVO LINK		●	●		
FLOW MOLD CARBON EVO LINK	●				
E2 TAPERED HEAD TUBE	●	●	●		
20MM THRU AXLE	●	●	●	●	●
SINGLE RING AND CHAIN GUIDE	●	●	●	●	
INTERNAL CONTROL ROUTING	●	●	●		
ANGLESET COMPATIBILITY	●	●	●		
MINO LINK ADJUSTABLE GEOMETRY	●	●	●		
ISCG MOUNTS	●	●	●	●	●
DOWN TUBE GUARD		●	●		
DUAL CROWN FORK	●	●	●		
10-SPEED	●	●	●		
8-SPEED					●
SINGLESPEED				●	

GRAVITY

Glossary of features

**OCLV MOUNTAIN WITH INTENSION** Trek’s mountain-specific carbon fiber is tougher carbon, with unique materials and lay-up procedure, a higher standard of testing, and Trek’s advanced engineering.

**ALPHA PLATINUM ALUMINUM** Trek’s high-performance aluminum, with manipulated tube shapes to balance strength and weight saving.

**ALPHA GOLD ALUMINUM** Trek’s premium alloy, formed into sophisticated tube shapes for maximum strength and minimum weight.

**ABP DH** Our patented Active Braking Pivot (ABP) offers always-active suspension with 30% more stiffness than any open dropout design. The wider hub stance of ABP DH accommodates wider DH wheels.

**157X12** Wider 157mm hub for greater wheel strength, paired with the DH-standard 12mm thru axle.

**135X5** Traditional-width rear hub attaches to the frame using a standard or ABP-specific skewer.

**CARBON ARMOR** External shield protects the carbon down tube from trail debris.

**FULL FLOATER** Attaches the shock to two moving linkage points on the frame, for greater response over a wide variety of terrain. It feels like more travel—but it’s not. It’s smarter travel.

**ALLOY EVO LINK** Our exclusive system connects the main frame to the rear triangle with a one-piece rocker link, creating unprecedented whole-bike stiffness for greater control and minimal weight.

**FLOW MOLD CARBON EVO LINK** Our exclusive Flow Molded linkage connects the main frame to the rear triangle with a one-piece rocker link, creating a stiffer frame for greater control with minimal weight.

**E2 TAPERED HEAD TUBE** Tapers from a 1.5” lower to a 1-1/8” upper, placing more material where it matters most for the stiffness of a full 1.5” system without the added weight.

**20MM THRU AXLE** Burly 20mm front thru axle offers ultimate steering precision.

**SINGLE RING AND CHAIN GUIDE** Downhill-specific drivetrain setup keeps it all together through the toughest gnarl.

**INTERNAL CONTROL ROUTING** Shift and brake cables are routed through the frame for the lightest, cleanest, quietest MTB cable management system.

**ANGLESET COMPATIBILITY** Cane Creek’s AngleSet headset gives you 6 unique head angle adjustments, in .5° increments.

**MINO LINK ADJUSTABLE GEOMETRY** Fine tune head tube angle by 1/2° and BB height by 10mm with the simple turn of a nut. A Trek exclusive.

**ISCG MOUNTS** International Standard Chain Guide mounts offer easy chain guide installation and adjustment.

**DOWN TUBE GUARD** Replaceable external shield protects the down tube from trail debris.

**DUAL CROWN FORK** Nothing beats the stiffness of a dual-crown fork—an absolute necessity for full-on DH racing.

**10-SPEED** Increased gearing options. Quicker, more precise shifting.

**8-SPEED** The old standby in gearing, for reliability and versatility.

**SINGLESPEED** The ultimate in mountain bike simplicity. Only one gear so you can stay focused on ripping up the trails.



## **/ DOWNHILL CARBON INNOVATION**

### **Carbon not tough enough for downhill? We solved that.**

While engineering the new Session 9.9 frame to be the lightest and most durable downhill frame in the world, Trek engineers found a new way to make carbon fiber lighter and tougher than ever before—we removed the carbon. And then we replaced it with something lighter: InTension.




### **INTRODUCING INTENSION**

Trek's proprietary InTension material is an advanced low-density, ultra-stiff material built directly into the layup of complex shapes and molding areas. It has 4X the flexural strength of a similar carbon-only structure, and is 8X stiffer.

InTension acts as the web of an I-beam-like structure, transferring loads between two flanges. We use InTension in ultra-high-load, high-bending problem areas like pivots, bottom brackets, and seat tubes.

Invented, engineered, and perfected in Waterloo, WI, InTension is the latest in a long line of Trek innovations that make our bikes the best in the world.



### **MICROTRUSS ROUTING**

Don't want to route internally? Skip the traditional method and opt for Session's exclusive MicroTruss housing guides. Trek's patent-pending technology is built directly into the carbon structure itself, acting as a routing channel. MicroTruss is stronger than the structure it replaces, is virtually indestructible, and is yet another Trek first.



### **HYBRID AIR.**

**Hard time adjusting? We solved that.**

Adjusting a coil spring DH fork has always been a chore. Oil-covered coil springs. Pre-set 5 or 10 lb. increments. Never getting your exact setting.

Trek's Hybrid Air technology solves all that. No more coil swaps, increased performance, infinite adjustability.



### **INTERNAL CABLE ROUTING**

**Sloppy setup? We solved that.**

Session's Internal Control Routing takes care of janky brake and derailleur cables by routing the housing directly through the frame itself. It's the cleanest, quietest setup for full-on race day performance.



# / WORLD CHAMPION GEOMETRY

Trek World Racing team riders spent the 2010 race season validating Session's geometry adjustments. When Tracy Moseley sailed to victory with a 7-second margin, we knew we were on to something.

## AWESOME ADJUSTABILITY

Between Mino Link, AngleSet, and 12mm of adjustability in the dual-crown fork's axle-to-crown length, Session now gives you over 28 different ways to ride. This unique combination of adjustability gives you 1/2° adjustments at the head tube, and bottom bracket adjustments down to the millimeter.

**MINO LINK RACE** — big bumps, super fast, steep, maximum square edge absorption.

		ANGLESET						
FORK AXLE-TO-RACE		-1.5	-1.0	-.5	0	.5	1.0	1.5
571mm	Head tube (degrees)	64.7	64.4	64.0	63.6	63.2	62.8	62.5
	Bottom bracket (mm/in)	359/14.1	358/14.1	357/14.0	356/14.0	356/14.0	356/14.0	356/14.0
580mm	Head tube (degrees)	64.2	63.9	63.5	63.1	32.7	62.4	62.0
	Bottom bracket (mm/in)	363/14.3	362/14.2	361/14.2	360/14.2	359/14.1	358/14.1	357/14.0

**MINO LINK PARK** — maximum pop for jumping, higher BB for super rough and rocky, fast-pedaling courses.

		ANGLESET						
FORK AXLE-TO-RACE		-1.5	-1.0	-.5	0	.5	1.0	1.5
571mm	Head tube	65.4	65.0	64.6	64.2	63.8	63.5	63.1
	Bottom bracket	367/14.4	366/14.4	365/14.4	364/14.3	363/14.3	362/14.3	361/14.2
580mm	Head tube	64.8	64.5	64.1	63.7	63.3	63.0	62.6
	Bottom bracket	371/14.6	370/14.6	369/14.5	368/14.5	367/14.4	366/14.4	365/14.4

## LEVERAGE RATIO

The amount the rear wheel moves in relation to the shock throughout its stroke (the leverage ratio) has as much influence as frame geometry on a downhill bike's performance and feel.

Most downhill bikes have a leverage ratio that's good at one of two things: it can hold a straight line through rough stuff, but it wallows in the corners. Or it corners with control and pops off the jumps, but can't swallow square edge bumps.

## NEW AND IMPROVED

With Trek World Racing as lead testers, we tuned and perfected Session's leverage ratio over the 2010 race season to excel at both. This new leverage ratio, implemented across every 2012 Session, gives dramatic improvement over square edge bumps and high speed, yet retains its incredible cornering performance, and holds its mid stroke for unbelievable liveliness.



## WORLD CUP FAST, WHISTLER FUN

Whether you're headed to the park or the race, Session's leverage ratio gives you the exact performance you need:

- High-speed stability
- Awesome square edge bump performance
- Incredible cornering control
- More pop off the jumps



## NOW WITH MORE TRAVEL!

As a bonus, the improvements to the bike's leverage ratio allowed us to add a little more travel, bumping the bike up to 210mm rear wheel travel.

2011 Session	203mm
2012 Session	210mm



/

SESSION

Fastest downhill bike ever.

- / LINEUP
- < Session 9.9
- Session 88
- Session 8



WHY SESSION

Session has the best of everything you want in a downhill machine: dialed geometry, tuned suspension, state-of-the-art technology.

PROFILE

The qualities that make Session a killer race weapon also make it the ideal gravity big-hit machine.

1 ABP: PATENTED, PROVEN

Our patented ABP means your suspension works the same whether you're on the brakes or off. Smooth, controlled suspension that's at its best all the time.

2 TUNED FOR YOU

With our 2-position Mino Link, Cane Creek's 7-position headset, and a dual crown fork's 12mm adjustability, you can set up Session for any condition — race or park, pedal, or pop!

3 NO COIL CHANGE NECESSARY

Trek's exclusive Hybrid Air technology creates the most tunable DH fork ever, and is lighter too. Use the base coil spring, and just add air to adjust your spring rate!

4 WORLD CHAMPION GEOMETRY

Session's all-new geometry is the same geometry Tracy Moseley and Aaron Gwin have ridden to so many victories. Now with 210mm rear wheel travel!

SESSION 9.9

Carbon Smoke



SPECIFICATIONS

SIZES S, M, L, XL

**FRAME** OCLV Mountain Carbon w/InTension main frame & seatstay, alloy chainstay, Carbon Armor, ABP DH, Full Floater, E2 tapered head tube, AngleSet compatible, internal control routing, HexMC carbon EVO Link, Mino Link, MicroTruss, replaceable derailleur hanger, 210mm travel  
**FRONT SUSPENSION** Fox Factory Series 40 Fit RC2 Hybrid Air w/Ti coil spring, Kashima coat, hi/lo speed compression, rebound, 1-1/8" steerer, 20mm thru axle, 203mm travel  
**REAR SUSPENSION** Fox DHX RC-4 w/externally adjustable velocity sensitive damping, bottom-out force adjust and bottom-out progressiveness, external rebound; 8.75x2.75" (S 400lb; M 450lb; L 500lb; XL 500lb spring), tuned by Trek in California

COLOR Carbon Smoke

**SHIFTERS** SRAM XO, 10 speed

**REAR DERAILLEUR** SRAM XO

**CASSETTE** SRAM PG-1070 11-26, 10 speed

**CRANK** SRAM XO DH Carbon, 38T

**PEDALS** Wellgo MG-1

**WHEELS** DT Swiss 240s, 20mm front hub, 157x12mm rear hub; DT Swiss FR 600 32-hole rims

**TIRES** Bontrager G4 Team, 26x2.35"

**SADDLE** Bontrager Evoke 4, titanium rails

**SEATPOST** Bontrager Rhythm Elite, 31.6mm, zero offset

**HANDLEBAR** Bontrager Rhythm Pro Carbon, 31.8mm, 15mm rise, 9 degree sweep

**STEM** Truvativ Holzfeller, 31.8mm, direct connect

**HEADSET** Cane Creek Angleset, E2

**BRAKESET** Avid Elixir XO hydraulic disc brakes

KEY FEATURES

- > OCLV Mountain Carbon main frame and seatstay with InTension and Carbon Armor
- > All-new World Champion geometry and leverage ratio for 2012
- > ABP DH with 157x12
- > Mino Link adjustable geometry
- > Fox DHX RC-4 rear shock and Fox 40 fork with Trek Hybrid Air

UPGRADES FROM SESSION 88

OCLV Mountain Carbon frame w/InTension & Carbon Armor / Trek Hybrid Air/Fox 40 fork / DT Swiss wheelset / Avid XO drivetrain w/DH Carbon crankset & Elixir XO brakes



# SESSION 88

Raw Tint Dark



## SPECIFICATIONS

<b>SIZES</b> S, M, L, XL	<b>SHIFTERS</b> SRAM X9, 10 speed
<b>FRAME</b> Alpha Platinum Aluminum w/ABP Convert, Full Floater, E2 tapered head tube, AngleSet compatible, internal control routing, alloy EVO Link, Mino Link, replaceable derailleur hanger, 210mm travel	<b>REAR DERAILLEUR</b> SRAM X0
<b>FRONT SUSPENSION</b> Fox Factory Series 40 Fit RC2 w/steel coil spring (S, M blue; L, XL green), hi/lo speed compression, rebound, 1-1/8" steerer, 20mm thru axle, 203mm travel	<b>CASSETTE</b> SRAM PG-1050 11-26, 10 speed
<b>REAR SUSPENSION</b> Fox DHX RC-2 w/externally adjustable velocity sensitive damping, bottom-out force adjust and bottom-out progressiveness, external rebound; 8.75x2.75" (S 400lb; M 450lb; L 500lb; XL 500lb spring), tuned by Trek in California	<b>CRANK</b> SRAM Descendant DH, 38T
<b>COLOR</b> Raw Tint Dark	<b>PEDALS</b> Wellgo MG-1
	<b>WHEELS</b> Bontrager Cousin Earl TLR Disc wheel system, 20mm front hub, 157x12mm rear hub, 32 hole, Tubeless Ready
	<b>TIRES</b> Bontrager G4 Team, 26x2.35"
	<b>SADDLE</b> Bontrager Evoke 2, chromoly rails
	<b>SEATPOST</b> Bontrager Rhythm Elite, 31.6mm, zero offset
	<b>HANDLEBAR</b> Bontrager Rhythm Elite, 31.8mm, 15mm rise, 9 degree sweep
	<b>STEM</b> Truvativ Holzfeller, 31.8mm, direct connect
	<b>HEADSET</b> Cane Creek Angleset, E2
	<b>BRAKESET</b> Avid Elixir 9 hydraulic disk brakes

## KEY FEATURES

- All-new World Champion geometry and leverage ratio for 2012
- ABP DH with 157x12
- Integrated down tube and head tube protection
- Mino Link adjustable geometry
- Fox DHX RC-2 rear shock with Trek World Racing team tune

**UPGRADES FROM SESSION 8**  
Fox DHX RC-2 rear shock & 40 Fit RC2 fork / Cane Creek AngleSet headset / Avid Elixir 9 brakes

# SESSION 8

Trek White



## SPECIFICATIONS

<b>SIZES</b> S, M, L	<b>REAR DERAILLEUR</b> SRAM X9
<b>FRAME</b> Alpha Platinum Aluminum w/ABP Convert, Full Floater, E2 tapered head tube, AngleSet compatible, internal control routing, alloy EVO Link, Mino Link, replaceable derailleur hanger, 210mm travel	<b>CASSETTE</b> SRAM PG-1050 11-26, 10 speed
<b>FRONT SUSPENSION</b> RockShox Boxxer Race w/coil spring (S, M red; L, XL blue), rebound, low speed compression, rebound, internal preload, Motion Control IS, 1-1/8" steerer, Maxle DH 20mm, 200mm travel	<b>CRANK</b> SRAM Descender DH, 38T
<b>REAR SUSPENSION</b> RockShox Kage w/rebound; 8.75x2.75" (S 400lb; M 450lb; L 450lb; XL 500lb spring)	<b>PEDALS</b> Wellgo BO-87B
<b>COLOR</b> Trek White	<b>WHEELS</b> Bontrager Cousin Earl TLR Disc wheel system, 20mm front hub, 157x12mm rear hub, 32 hole, Tubeless Ready
<b>SHIFTERS</b> SRAM X7, 10 speed	<b>TIRES</b> Bontrager G4 Team, 26x2.35"
	<b>SADDLE</b> Bontrager Evoke 1
	<b>SEATPOST</b> Bontrager Rhythm Elite, 31.6mm, zero offset
	<b>HANDLEBAR</b> Bontrager Rhythm, 31.8mm, 15mm rise, 9 degree sweep
	<b>STEM</b> Truvativ Holzfeller, 31.8mm, direct connect
	<b>HEADSET</b> FSA NO.57E, E2, ACB sealed bearings
	<b>BRAKESET</b> Avid Elixir 7 hydraulic disc brakes

## KEY FEATURES

- All-new World Champion geometry and leverage ratio for 2012
- ABP DH with 157x12
- Integrated down tube and head tube protection
- Mino Link adjustable geometry
- RockShox Kage rear shock and Boxxer fork
- SRAM drivetrain and Avid Elixir 7 brakes



/

TICKET

Dirt jumpers by Semenuk and McCaul.

/ LINEUP

< Ticket Exchange

Ticket Stub



WHY TICKET

We asked for extensive design input from two of the world’s best dirt jumpers, Brandon Semenuk and Cam McCaul, and then we built everything they wanted in a bike.

PROFILE

“Race” isn’t in your vocabulary. Nope — you’re looking for hard-hitting durability and a bike that can be ridden hard and put away wet.

1 MTB-INSPIRED DIRT JUMPER

Hit the trails or the jumps with Ticket’s versatile geometry.

3 RAD GRAPHICS

Graphics inspired by Trek’s C3 Project riders, Brandon Semenuk and Cam McCaul.

2 INTERCHANGEABLE DROPOUTS

Each ticket comes with either a horizontal or vertical dropout, and hardware to switch to the other style of dropout.

4 ALL-NEW FRAME

Ticket’s new Alpha Gold Aluminum formed and gusseted frame is built for trail/dirt jump versatility, and now comes in a broader range of sizes.

TICKET EXCHANGE

Raw Tint Dark



SPECIFICATIONS

**SIZES** 13, 14.5, 16, 17”

**FRAME** Alpha Gold Aluminum w/semi-integrated head tube, shaped, formed & gusseted down tube, reinforced seat tube, ISCG 05 mounts, bolt-on forged vertical dropouts, convertible to singlespeed

**FRONT SUSPENSION** Manitou Circus Comp w/coil spring, preload, rebound, lockout, steel steerer, 20mm thru axle, 100mm travel

**COLOR** Raw Tint Dark

**SHIFTERS** SRAM X4, 8 speed

**REAR DERAILLEUR** SRAM X4

**CASSETTE** SRAM PG-830 11-28, 8 speed

**CRANK** Truvativ Hussefelt, 34T

**PEDALS** Black Label alloy

**WHEELS** Formula DH92 20mm 32-hole alloy front hub, Formula DC58 36-hole rear hub; Alex FR30 disc rims

**TIRES** Bontrager G1 Expert, 26x2.25”

**SADDLE** Bontrager Evoke 2, chromoly rails

**SEATPOST** Bontrager, forged, 31.6mm, 20mm offset

**HANDLEBAR** Bontrager Low Riser OS, 31.8mm, 15mm rise, 9 degree sweep

**STEM** Bontrager Earl, 31.8mm

**HEADSET** 1-1/8” threadless, semi-integrated, semi-cartridge bearings

**BRAKESET** Shimano M446 hydraulic disc brakes

KEY FEATURES

- > All-new trail/dirt jump Alpha Gold Aluminum frame
- > Manitou Circus 100mm fork with 20mm thru axle
- > Shimano hydraulic disc brakes
- > 1x8 drivetrain with Truvativ Hussefelt with MRP S4 double roller with bashguard



TICKET STUB

Raw Tint Light



SPECIFICATIONS

- SIZES** 13, 14.5, 16, 17"

**FRAME** Alpha Gold Aluminum w/semi-integrated head tube, shaped, formed & gusseted down tube, reinforced seat tube, ISCG 05 mounts, bolt-on forged horizontal dropouts, convertible to standard derailleur hanger

**FRONT SUSPENSION** Manitou Circus Comp w/coil spring, preload, rebound, lockout, steel steerer, 20mm thru axle, 100mm travel

**COLOR** Raw Tint Light

**CASSETTE** 14T cog

**CRANK** 3-pc. chromoly tubular, 48 spline, 175mm w/28T Black Label alloy ring

**PEDALS** Black Label nylon
- WHEELS** Formula DH92 20mm 32-hole alloy front hub, Formula DC42N 36-hole rear hub; Alex FR30 disc rims

**TIRES** Bontrager G1 Expert, 26x2.25"

**SADDLE** Black Label Pivotal

**SEATPOST** Black Label Pivotal

**HANDLEBAR** Bontrager Low Riser OS, 31.8mm, 15mm rise, 9 degree sweep

**STEM** Bontrager Earl, 31.8mm

**HEADSET** 1-1/8" threadless, semi-integrated, semi-cartridge bearings

**BRAKESET** Hayes MX-5 mechanical disc brakes w/Tektro levers

KEY FEATURES

- > All-new trail/dirt jump Alpha Gold Aluminum frame
- > Manitou Circus 100mm fork with 20mm thru axle
- > Hayes mechanical disc brakes
- > Singlespeed drivetrain







Elite 9.9 SSL 217

# / CROSS COUNTRY

## Unleash your potential.

Trek Cross Country bikes are built for breakthroughs—to bigger challenges, to new heights of performance, to the podium. Engineering expertise and innovative tech team up with top-flight spec to create an extensive line of bikes that will power you to whatever breakthrough you choose to pursue. Go ahead, discover your inner unknown.

### / FAMILIES

- Top Fuel
- Superfly 100
- Superfly
- 29er Race Hardtails
- 9 Series
- 6 Series





/

CROSS COUNTRY

Feature comparison

	TOP FUEL 9.9 SSL	TOP FUEL 9.8	SUPERFLY 100 PRO	SUPERFLY 100 ELITE	SUPERFLY 100	SUPERFLY 100 AL PRO	SUPERFLY 100 AL ELITE	SUPERFLY 100 AL	SUPERFLY PRO	SUPERFLY ELITE	SUPERFLY	SUPERFLY SS FRAMESET	SUPERFLY AL ELITE	SUPERFLY AL	X-CALIBER	X-CALIBER WSD	RIG	COBIA	SAWYER	ELITE 9.9 SSL	6000	6000 WSD
OCLV MOUNTAIN CARBON	●	●	●	●	●				●	●	●	●								●		
CARBON ARMOR			●	●	●				●	●	●											
ALPHA PLATINUM ALUMINUM						●	●	●					●	●								
ALPHA GOLD ALUMINUM															●	●	●	●			●	●
STEEL FRAME																			●			
ABP RACE	●	●																				
ABP CONVERT			●	●	●	●	●	●														
FULL FLOATER	●	●																				
MAGNESIUM EVO LINK	●	●																				
MAGNESIUM SWING LINK						●	●	●														
ALLOY EVO LINK							●	●														
FLOW MOLD CARBON SWING LINK			●	●	●	●																
G2 GEOMETRY			●	●	●	●	●	●	●	●	●	●	●	●	●	●	●	●	●			
142X12			●	●	●	●													●			
135X5	●	●					●	●	●	●	●	●	●	●	●	●	●	●		●	●	●
FCC MTB WHEELS			●	●	●	●	●	●	●	●	●		●	●			●					
E2	●	●	●	●	●	●	●	●	●	●	●		●	●						●		
PRESS-FIT BOTTOM BRACKET						●	●	●					●	●								
BB95			●	●	●				●	●	●											
BB90	●	●																		●		
DIRECT-MOUNT DERAILLEUR			●	●	●	●	●	●	●	●	●											
SINGLESPEED																	●					
SLIDING VERTICAL DROPOUTS																	●					
SLIDING SPLIT VERTICAL DROPOUTS																			●			
INTERNAL CONTROL ROUTING	●	●																		●		
NO-CUT OFF-ROAD SEATMAST	●	●																		●		
OCLV MOUNTAIN SEATSTAY	●	●	●	●	●																	
OCLV MOUNTAIN CHAINSTAY	●		●	●	●																	
29" WHEELS			●	●	●	●	●	●	●	●	●	●	●	●	●	●	●	●	●			
26" WHEELS	●	●																		●	●	●
WSD																●						●
GARY FISHER COLLECTION			●	●	●	●	●	●	●	●	●	●	●	●	●	●	●	●	●			
EXTENDED SIZE RANGE			●	●	●	●	●	●	●	●	●	●	●	●	●	●	●	●	●			
2X10	●	●	●	●		●			●	●										●		
3X10					●		●	●			●	●	●	●							●	●

/

CROSS COUNTRY

Glossary of features

**OCLV MOUNTAIN CARBON** Trek’s mountain-specific carbon fiber is tougher carbon, with unique materials and lay-up procedure, a higher standard of testing, and Trek’s advanced engineering.

**ALPHA PLATINUM ALUMINUM** Trek’s high-performance aluminum, with manipulated tube shapes to balance strength and weight saving.

**ALPHA GOLD ALUMINUM** Trek’s premium alloy, formed into sophisticated tube shapes for maximum strength and minimum weight.

**STEEL FRAME** The classic frame material: bombproof and smooth riding.

**CARBON ARMOR** External shield protects the carbon down tube from trail debris.

**ABP RACE** Our patented Active Braking Pivot (ABP) offers always-active suspension with 30% more stiffness than any open dropout design. ABP Race keeps you out in front with a narrower, lighter, faster setup.

**ABP CONVERT** Our patented Active Braking Pivot (ABP) offers always-active suspension. And with ABP Convert’s thru-axle, it’s 35% stiffer than any open dropout design.

**FULL FLOATER** Attaches the shock to two moving linkage points on the frame, for greater response over a wide variety of terrain. It feels like more travel—but it’s not. It’s smarter travel.

**MAGNESIUM EVO LINK** Our exclusive system connects the main frame to the rear triangle with a one-piece rocker link, creating a stiffer frame for greater control with minimal weight.

**MAGNESIUM SWING LINK** Minimizes material and weight while maintaining a strong bracing angle for a more rigid frame.

**ALLOY EVO LINK** Our exclusive system connects the main frame to the rear triangle with a one-piece rocker link, creating unprecedented whole-bike stiffness for greater control and minimal weight.

**FLOW MOLD CARBON SWING LINK** Flow Molded linkage minimizes material and weight while maintaining a strong bracing angle for a more rigid frame.

**G2 GEOMETRY** G2 Geometry uses a system-wide approach to make the best-handling 29ers out there.

**142X12** A more robust and confidence-inspiring rear thru axle, about 35% stiffer than an open dropout design. And now, a thru axle wheel change is actually quick and easy.

**135X5** Traditional-width rear hub attaches to the frame using a standard or ABP-specific skewer.

**FCC MTB WHEELS** Bigger is better. Oversized hub, flanges, and end caps create a flex-free 29” wheel capable of chewing through technical terrain.

**E2** E2 is the evolution of the traditional 1-1/8” headset to a tapered head tube, fork, and headset system.

**PRESS-FIT BOTTOM BRACKET** Increases pedaling efficiency and allows for a more robust frame structure.

**BB95** The stiffest carbon bottom bracket on the market. A Trek exclusive.

**BB90** A press-fit carbon fiber bottom bracket shell reduces weight and increases stiffness.

**DIRECT-MOUNT DERAILLEUR** Provides accurate shifting in a lightweight, minimal package.

**SINGLESPEED** The ultimate in mountain bike simplicity. Only one gear so you can stay focused on ripping up the trails.

**SLIDING SPLIT VERTICAL DROPOUTS** Accept standard QR, and allow you to replace the chain with a carbon belt.

**INTERNAL CONTROL ROUTING** Shift, brake, and lockout cables are routed through the frame for the lightest, cleanest, quietest MTB cable management system.

**NO-CUT OFF-ROAD SEATMAST** Combines the adjustability of a traditional seatpost with the performance advantages of a seatmast.

**OCLV MOUNTAIN SEATSTAY** Full OCLV Mountain Carbon seatstay reduces frame weight by about 100g.

**OCLV MOUNTAIN CHAINSTAY** Full OCLV Mountain Carbon chainstay reduces frame weight by about 100g and dramatically increases stiffness.

**29" WHEELS** Bigger wheels carry more momentum, roll over obstacles more easily, and offer greater stability and more traction than 26” wheels.

**26" WHEELS** The MTB standard for versatility, light weight, and maneuverability.

**WSD** Women’s Specific Design, sized and spec’d to fit women right from the start.

**GARY FISHER COLLECTION** Innovative bikes imagined by Gary Fisher, built by Trek.

**EXTENDED SIZE RANGE** Many Trek models feature a wider range of sizes than the industry standard, to give a better fit to more riders.

**2X10** With a 10-speed cassette and a 2-ring crankset, 2x10 delivers a full range of useable gears, with less weight and easier, smoother shifting.

**3X10** With a 10-speed cassette and a 3-ring crankset, 3x10 delivers a closer-ratio drivetrain, a wider range of gears, and increased efficiency and durability.



/ **TOP FUEL**  
World champion.

- / **LINEUP**  
< Top Fuel 9.9 SSL  
Top Fuel 9.8



**WHY TOP FUEL**

No other bike comes close to Top Fuel’s combination of performance suspension, super light weight, balanced feel, and winning legacy.

**PROFILE**

You’re looking for a light weight bike with performance-tuned suspension to take your game to the next level. Top Fuel is a race weapon that’s ready to hit any singletrack.

**1 ABP: PATENTED, PROVEN**

Our patented ABP means your suspension works the same whether you’re on the brakes or off. Smooth, controlled suspension that’s at its best all the time.

**2 RACE PRECISION, BALANCED SUSPENSION**

Top Fuel’s 100mm of suspension is perfectly balanced front-to-rear, and its trail bike descending ability sharpens to lockout with front and rear remotes.

**3 FULL FLOATER**

Smart travel. Full Floater uses two independent, articulating links. This creates a more highly tuned shock, which feels like more travel—but it’s not. It’s smarter travel.

**4 WORLD CHAMPION GEOMETRY**

Top Fuel is the first full suspension carbon fiber mountain bike to win the UCI World Championship. And by claiming the honors in 2010, it’s also the most recent.

**TOP FUEL 9.9 SSL**

Crystal Pearl White/Gloss Carbon



**SPECIFICATIONS**

**SIZES** 15.5, 17.5, 18.5, 19.5, 21.5"

**FRAME** OCLV Mountain Carbon main frame, seatstay & chainstay, Net Molded tapered head tube, BB90 w/Precision Fit Sockets, E2 tapered head tube, internal control routing, no-cut off-road seatmast, ABP Race, Full Floater, magnesium EVO Link, replaceable derailleur hanger, 100mm travel  
**FRONT SUSPENSION** Fox Factory Series 32 Float FIT RL, air spring, Kashima coat, remote lockout, rebound, E2 tapered steerer, 15QR thru axle, 100mm travel

**REAR SUSPENSION** Fox Factory Series Float RP-2 BSD w/Kashima coat, remote ProPedal, rebound; 6.5x1.5", tuned by Trek in California

**COLOR** Crystal Pearl White/Gloss Carbon

**SHIFTERS** Shimano XTR M980, 10 speed

**FRONT DERAILLEUR** Shimano XTR

**REAR DERAILLEUR** Shimano XTR M980 Shadow

**CASSETTE** Shimano XTR M980 11-36, 10 speed

**CRANK** Shimano XTR M985, 40/28

**WHEELS** Bontrager Race XXX Lite TLR Disc wheel system, 15mm front hub, 5mm rear hub, 28 hole, center lock, Tubeless Ready

**TIRES** Bontrager XR0 Team, 26x2.1"

**SADDLE** Bontrager Evoke RXL, carbon

**SEATPOST** Bontrager Race XXX Lite, 34.0mm, 5mm offset

**HANDLEBAR** Bontrager Race X Lite Carbon Low Riser, 31.8mm, 15mm rise, 9 degree sweep

**STEM** Bontrager Race XXX Lite, 31.8mm

**HEADSET** Cane Creek IS-3, E2, alloy cartridge

**BRAKESET** Shimano XTR M985 hydraulic disc brakes

**EXTRAS** Trek fork & shock sag meter, Bontrager shock pump

**KEY FEATURES**

- > Full OCLV Mountain Carbon frame
- > ABP Race is active suspension under braking, and thru-axle stiff
- > E2 tapered steerer frame and fork
- > Internal Control Routing: clean, sleek, quiet
- > 2x10 Shimano XTR
- > Bontrager XXX Lite wheelset with 15QR

**UPGRADES FROM TOP FUEL 9.8**

OCLV Mountain Carbon chainstay / Full Shimano XTR 2x10 drivetrain & brakes / Bontrager XXX Lite carbon wheelset w/15QR / Kashima coated Fox fork & shock



# TOP FUEL 9.8

Onyx Carbon/Paramount Grey



## SPECIFICATIONS

**SIZES** 15.5, 17.5, 18.5, 19.5, 21.5"

**FRAME** OCLV Mountain Carbon main frame & seatstay w/alloy chainstay, Net Molded tapered head tube, BB90 w/Precision Fit sockets, E2, internal control routing, no-cut off-road seatmast, ABP Race, Full Floater, magnesium EVO Link, replaceable derailleur hanger, 100mm travel  
**FRONT SUSPENSION** Fox Evolution Series 32 Float RL, air spring, remote lockout, rebound, E2 tapered steerer, 15QR thru axle, 100m travel  
**REAR SUSPENSION** Fox Performance Series Float RP-2 BSD w/remote ProPedal, rebound; 6.5x1.5", tuned by Trek in California

**COLOR** Onyx Carbon/Paramount Grey

**SHIFTERS** Shimano SLX M660-10, 10 speed

**FRONT DERAILLEUR** Shimano SLX

**REAR DERAILLEUR** Shimano Deore XT M780 Shadow

**CASSETTE** Shimano SLX HG81-10 11-36, 10 speed

**CRANK** Shimano Deore XT M785, 40/28

**WHEELS** Bontrager Race Lite Pro TLR Disc wheel system, 15mm front hub, 135x5mm rear hub, 28 hole, center lock, Tubeless Ready

**TIRES** Bontrager XR1 Expert, 26x2.0"

**SADDLE** Bontrager Evoke 2, chromoly rails

**SEATPOST** Bontrager Race XXX Lite, 34.0mm, 5mm offset

**HANDLEBAR** Bontrager Race X Lite Carbon Low Riser, 31.8mm, 15mm rise, 9 degree sweep

**STEM** Bontrager Race Lite, 31.8mm

**HEADSET** Cane Creek IS-3, E2, alloy cartridge

**BRAKESET** Shimano SLX M666 hydraulic disc brakes

**EXTRAS** Trek fork & shock sag meter, Bontrager shock pump

## KEY FEATURES

- OCLV Mountain Carbon main frame and seatstay
- ABP Race is active suspension under braking, and thru-axle stiff
- Internal Control Routing: clean, sleek, quiet
- 3x10 10-speed Shimano drivetrain with XT crankset and SLX shifters
- Fox RPL rear shock with remote lockout
- Fox F Series fork with remote lockout and 15QR





# / SUPERFLY 100

Full suspension performance,  
Superfly speed.

## / LINEUP

- < Superfly 100 Pro
- Superfly 100 Elite
- Superfly 100
- Superfly 100 AL Pro
- Superfly 100 AL Elite
- Superfly 100 AL



### WHY SUPERFLY 100

Imagine the perfect cross country bike: superb on demanding technical trails, exceedingly efficient everywhere else, momentum to spare. That's Superfly 100.

### PROFILE

It's the no-compromise choice: Full suspension technical performance, with the flat-out speed and efficiency of 29" wheels.

### 1 FCC MTB

29" wheels benefit from oversized hubs, flanges, and end caps to create a flex-free 29" wheel that chews through technical terrain.

### 2 G2 GEOMETRY

Our exclusive offset-fork design improves handling in tight, technical singletrack while maintaining high-speed stability.

### 3 MORE RESPONSIVE

NEW FOR 2012: The Superfly 100 receives a stiffer rear end thanks to a 142x12 thru axle.

### 4 MORE FAST

NEW FOR 2012: The Superfly 100 family grows to include three carbon models and three aluminum clones. There's a Superfly 100 just your speed—as long as that speed is fast.

# SUPERFLY 100 PRO

Onyx Carbon/Signature Silver



## SPECIFICATIONS

**SIZES** 15.5, 17.5, 19, 21, 23"

**FRAME** OCLV Mountain Carbon main frame & swingarm, Carbon Armor, ABP Convert, Flow Mold Carbon swing link, G2 Geometry, E2 tapered head tube, replaceable derailleur hanger, 110mm travel

**FRONT SUSPENSION** RockShox SID XX 29 w/Dual Air spring, remote lockout, rebound, custom G2 Geometry, 51mm offset crown, E2 tapered steerer, 15QR thru axle, 100mm travel

**REAR SUSPENSION** Fox Factory Series Float RP-23 Adaptive Logic w/ Kashima coat, Boost Valve, 3-position ProPedal, rebound; 7.75x1.75", tuned by Trek in California

**COLOR** Onyx Carbon/Signature Silver

**SHIFTERS** SRAM XX, 10 speed

**FRONT DERAILLEUR** SRAM XO, direct mount

**REAR DERAILLEUR** SRAM XX

**CASSETTE** SRAM XX 11-36, 10 speed

**CRANK** SRAM XX, 39/26

**WHEELS** Bontrager Race X Lite TLR Disc 29 wheel system, 15mm FCC front hub, 142x12mm rear hub, 28 hole, Tubeless Ready

**TIRES** Bontrager 29-1 Team, 29x2.2"

**SADDLE** Bontrager Evoke RXL, carbon

**SEATPOST** Bontrager Race XXX Lite, 31.6mm, 5mm offset

**HANDLEBAR** Bontrager Race X Lite Carbon Big Sweep, 12 degree sweep

**STEM** Bontrager Race XXX Lite, 31.8mm

**HEADSET** Cane Creek 40

**BRAKESET** Avid XX hydraulic disc brakes

**EXTRAS** Trek shock sag meter, Bontrager shock pump

## KEY FEATURES

- > 29" wheels = better obstacle clearance, more momentum, greater stability
- > G2 Geometry improves handling in all conditions, at all speeds
- > OCLV Mountain Carbon frame with E2 tapered head tube and BB95
- > ABP Convert is active suspension under braking, and thru-axle stiff
- > FCC MTB creates a flex-free 29" wheel

### UPGRADES FROM SUPERFLY 100 ELITE

RockShox SID fork / Fox RP23 w/Adaptive Logic & Kashima coating / SRAM XX drivetrain / Bontrager Race X Lite FCC wheels / Avid XX World Cup hydraulic brakes / Bontrager Evoke RXL carbon saddle



# SUPERFLY 100 ELITE

Onyx Carbon/True Blue



## SPECIFICATIONS

**SIZES** 15.5, 17.5, 19, 21, 23"

**FRAME** OCLV Mountain Carbon main frame & swingarm, Carbon Armor, ABP Convert, Flow Mold Carbon swing link, G2 Geometry, E2 tapered head tube, replaceable derailleur hanger, 110mm travel

**FRONT SUSPENSION** Fox Factory Series 32 Float 29 FIT RLC, air spring, lockout, rebound, compression, custom G2 Geometry, E2 tapered steerer, 15QR thru axle, 100mm travel, tuned by Trek in California

**REAR SUSPENSION** Fox Performance Series Float RP-23 Adaptive Logic w/Kashima coat, Boost Valve, 3-position ProPedal, rebound; 7.75x1.75", tuned by Trek in California

**COLOR** Onyx Carbon/True Blue

**SHIFTERS** Shimano Deore XT M780, 10 speed

**FRONT DERAILLEUR** Shimano Deore XT, direct mount

**REAR DERAILLEUR** Shimano Deore XT M780 Shadow

**CASSETTE** Shimano Deore XT 11-36, 10 speed

**CRANK** Shimano Deore XT M785, 38/26

**WHEELS** Bontrager Race Lite TLR Disc 29 wheel system, 15mm FCC front hub, 142x12mm rear hub, 28 hole, Tubeless Ready

**TIRES** Bontrager 29-1 Team, 29x2.2"

**SADDLE** Bontrager Evoke 3, titanium rails

**SEATPOST** Bontrager Race X Lite, 31.6mm, 5mm offset

**HANDLEBAR** Bontrager Race X Lite Carbon Big Sweep, 12 degree sweep

**STEM** Bontrager Race X Lite, 31.8mm

**HEADSET** FSA NO.57, E2, ACB sealed bearings

**BRAKESET** Shimano Deore XT hydraulic disc brakes

**EXTRAS** Trek fork & shock sag meter, Bontrager shock pump

## KEY FEATURES

- 29" wheels = better obstacle clearance, more momentum, greater stability
- G2 Geometry improves handling in all conditions, at all speeds
- OCLV Mountain Carbon frame with tapered E2 head tube and BB95
- ABP Convert is active suspension under braking, and thru-axle stiff
- FCC MTB creates a flex-free 29" wheel

### UPGRADES FROM SUPERFLY 100

Shimano XT 2x10 drivetrain / Fox Factory Series 32 Float 29 FIT RLC w/15QR / Fox RP23 w/Adaptive Logic / Shimano XT hydraulic disc brakes / Bontrager Race Lite FCC wheels

# SUPERFLY 100

Onyx Carbon/Red



## SPECIFICATIONS

**SIZES** 15.5, 17.5, 19, 21, 23"

**FRAME** OCLV Mountain Carbon main frame & swingarm, Carbon Armor, ABP Convert, Flow Mold Carbon swing link, G2 Geometry, E2 tapered head tube, replaceable derailleur hanger, 110mm travel

**FRONT SUSPENSION** Fox Evolution Series 32 Float 29 RL, air spring, lockout, rebound, custom G2 Geometry, 51mm offset crown, E2 tapered steerer, 100mm travel

**REAR SUSPENSION** Fox Performance Series Float RP-2 w/ProPedal, rebound; 7.75x1.75", tuned by Trek in California

**COLOR** Onyx Carbon/Red

**SHIFTERS** SRAM X7, 10 speed

**FRONT DERAILLEUR** SRAM X7, direct mount

**REAR DERAILLEUR** SRAM X9

**CASSETTE** Shimano HG62-10 11-36, 10 speed

**CRANK** SRAM S1000, 44/33/22

**WHEELS** Bontrager 28-hole FCC alloy front hub, Shimano M525 32-hole rear hub; Bontrager Mustang Disc 29 rims, Tubeless Ready

**TIRES** Bontrager 29-1 Expert, 29x2.2"

**SADDLE** Bontrager Evoke 2, chromoly rails

**SEATPOST** Bontrager Rhythm Elite, 31.6mm, zero offset

**HANDLEBAR** Bontrager Race Lite Low Riser, 31.8mm, 5mm rise, 9 degree sweep

**STEM** Bontrager Race X Lite, 31.8mm

**HEADSET** FSA NO.57, E2, ACB sealed bearings

**BRAKESET** Avid Elixir 7 hydraulic disc brakes

**EXTRAS** Trek fork & shock sag meter, Bontrager shock pump

## KEY FEATURES

- 29" wheels = better obstacle clearance, more momentum, greater stability
- G2 Geometry improves handling in all conditions, at all speeds
- OCLV Mountain Carbon frame with E2 tapered head tube and BB95
- ABP Convert is active suspension under braking, and thru-axle stiff
- FCC MTB creates a flex-free 29" wheel

### UPGRADES FROM SUPERFLY 100 AL PRO

OCLV Mountain Carbon frame w/BB95



# SUPERFLY 100 AL PRO

Metallic Black/True Blue



## SPECIFICATIONS

**SIZES** 15.5, 17.5, 19, 21, 23"

**FRAME** Alpha Platinum Aluminum main frame & stays w/ABP Convert, Flow Mold Carbon swing link, G2 Geometry, E2 tapered head tube, replaceable derailleur hanger, 110mm travel

**FRONT SUSPENSION** Fox Evolution Series 32 Float 29 RL, air spring, lockout, rebound, custom G2 Geometry, 51mm offset crown, E2 tapered steerer, 15QR thru axle, 100mm travel

**REAR SUSPENSION** Fox Performance Series Float RP-23 Adaptive Logic, Boost Valve, 3-position ProPedal, rebound; 7.75x1.75", tuned by Trek in California

**COLOR** Metallic Black/True Blue

**SHIFTERS** Shimano Deore XT M780, 10 speed

**FRONT DERAILLEUR** Shimano Deore XT, direct mount

**REAR DERAILLEUR** Shimano Deore XT M780 Shadow

**CASSETTE** Shimano SLX HG81-10 11-36, 10 speed

**CRANK** Shimano Deore XT M785, 38/26

**WHEELS** Bontrager Race Lite TLR Disc 29 wheel system, 15mm FCC front hub, 142x12mm rear hub, 28 hole, Tubeless Ready

**TIRES** Bontrager 29-1 Team, 29x2.2"

**SADDLE** Bontrager Evoke 3, titanium rails

**SEATPOST** Bontrager Rhythm Elite, 31.6mm, zero offset

**HANDLEBAR** Bontrager Race Lite Low Riser, 31.8mm, 5mm rise, 9 degree sweep

**STEM** Bontrager Race X Lite, 31.8mm

**HEADSET** FSA NO.57E, E2, ACB sealed bearings

**BRAKESET** Shimano Deore XT M785 hydraulic disc brakes

**EXTRAS** Trek fork & shock sag meter, Bontrager shock pump

## KEY FEATURES

- 29" wheels = better obstacle clearance, more momentum, greater stability
- G2 Geometry improves handling in all conditions, at all speeds
- Alpha Platinum Aluminum with E2 tapered head tube and press-fit bottom bracket
- ABP Convert is active suspension under braking, and thru-axle stiff
- FCC MTB creates a flex-free 29" wheel

## UPGRADES FROM SUPERFLY 100 AL ELITE

Fox Evolution Series 32 Float 29 RL w/15QR / Shimano XT 2x10 drivetrain / Bontrager Race Lite FCC wheels / Fox Float RP23 w/Adaptive Logic & Kashima coating / Shimano XT hydraulic disc brakes

# SUPERFLY 100 AL ELITE

Crystal Pearl White



## SPECIFICATIONS

**SIZES** 15.5, 17.5, 19, 21, 23"

**FRAME** Alpha Platinum Aluminum main frame & stays w/ABP Convert, magnesium swing link, G2 Geometry, E2 tapered head tube, replaceable derailleur hanger, 110mm travel

**FRONT SUSPENSION** Fox Evolution Series 32 Float 29 RL, air spring, lockout, rebound, custom G2 Geometry, 51mm offset crown, E2 tapered steerer, 100mm travel

**REAR SUSPENSION** Fox Performance Series Float RP-2 w/ProPedal, rebound; 7.75x1.75", tuned by Trek in California

**COLOR** Crystal Pearl White

**SHIFTERS** Shimano SLX M660-10, 10 speed

**FRONT DERAILLEUR** Shimano SLX, direct mount

**REAR DERAILLEUR** Shimano Deore XT M780 Shadow

**CASSETTE** Shimano HG62-10 11-36, 10 speed

**CRANK** Shimano M552, 42/32/24

**WHEELS** Bontrager 28-hole FCC alloy front hub, Shimano M525 SL 32-hole alloy rear hub; Bontrager Mustang Disc 29 rims, Tubeless Ready

**TIRES** Bontrager 29-1 Expert, 29x2.2"

**SADDLE** Bontrager Evoke 2, chromoly rails

**SEATPOST** Bontrager Rhythm Elite, 31.6mm, zero offset

**HANDLEBAR** Bontrager Race Lite Low Riser, 31.8mm, 5mm rise, 9 degree sweep

**STEM** Bontrager Race Lite, 31.8mm

**HEADSET** FSA NO.57, E2, ACB sealed bearings

**BRAKESET** Shimano M666 SLX hydraulic disc brakes

**EXTRAS** Trek fork & shock sag meter, Bontrager shock pump

## KEY FEATURES

- 29" wheels = better obstacle clearance, more momentum, greater stability
- G2 Geometry improves handling in all conditions, at all speeds
- FCC MTB oversized hub, flanges, and end caps create a flex-free 29" wheel that chews through technical terrain
- ABP Convert is active suspension under braking, and thru-axle stiff

## UPGRADES FROM SUPERFLY 100 AL

Fox Factory Series 32 Float 29 FIT RLC w/E2 tapered steerer / Shimano SLX hydraulic disc brakes / Shimano SLX/XT drivetrain



# SUPERFLY 100 AL

Metallic Black/Catalyst Orange



## SPECIFICATIONS

**SIZES** 15.5, 17.5, 19, 21, 23"

**FRAME** Alpha Platinum Aluminum main frame & stays w/ABP Convert, magnesium swing link, G2 Geometry, E2 tapered head tube, replaceable derailleur hanger, 110mm travel

**FRONT SUSPENSION** Fox Evolution Series 32 Float 29 RL, air spring, lockout, rebound, custom G2 Geometry, 51mm offset crown, 100mm travel

**REAR SUSPENSION** Fox Performance Series Float RP-2 w/ProPedal, rebound; 7.75x1.75", tuned by Trek in California

**COLOR** Metallic Black/Catalyst Orange

**SHIFTERS** SRAM X7, 10 speed

**FRONT DERAILLEUR** SRAM X7, direct mount

**REAR DERAILLEUR** SRAM X7

**CASSETTE** Shimano HG62-10 11-36, 10 speed

**CRANK** SRAM S1000, 44/33/22

**WHEELS** Bontrager 28-hole FCC alloy front hub, Shimano M525 32-hole alloy rear hub; Bontrager Mustang Disc 29 rims, Tubeless Ready

**TIRES** Bontrager 29-1 Expert, 29x2.2"

**SADDLE** Bontrager Evoke 1

**SEATPOST** Bontrager SSR, 31.6mm, 20mm offset

**HANDLEBAR** Bontrager Race Lite Low Riser, 31.8mm, 5mm rise, 9 degree sweep

**STEM** Bontrager Race Lite, 31.8mm

**HEADSET** FSA NO.57E, E2, ACB sealed bearings

**BRAKESET** Avid Elixir 1 hydraulic disc brakes

**EXTRAS** Trek fork & shock sag meter, Bontrager shock pump

## KEY FEATURES

- 29" wheels = better obstacle clearance, more momentum, greater stability
- G2 Geometry improves handling in all conditions, at all speeds
- ABP Convert is active suspension under braking, and thru-axle stiff
- 10-speed drivetrain provides a full range of usable gears with easier and smoother shifting in all terrains

# / SUPERFLY

## If it's 29er and fast, it's Superfly.



## / LINEUP

- < Superfly Pro
- Superfly Elite
- Superfly
- Superfly SS Frameset
- Superfly AL Elite
- Superfly AL

### WHY SUPERFLY HARDTAILS

Everything about this lineup is fast. Be it carbon, aluminum, singlespeed, or geared, they're built to get you to the podium... fast.

### PROFILE

Superfly is THE choice for the speed aficionado seeking the ultimate efficiency of a hardtail and bigger 29" wheels.

### 1 FCC MTB

29" wheels benefit from oversized hubs, flanges, and end caps to create a flex-free 29" wheel that chews through technical terrain.

### 2 INCREDIBLE RESPONSE

Super stiff and responsive, thanks to an E2 tapered head tube, a BB95 or a press-fit bottom bracket, and incredibly stiff rear end to power you up and through any singletrack.

### 3 G2 GEOMETRY

Our exclusive offset-fork design improves handling in tight, technical singletrack while maintaining high-speed stability.

### 4 MORE FAST

NEW FOR 2012: The Superfly hardtail family grows to include 3 carbon models and 2 aluminum clones.



# SUPERFLY PRO

Nude Carbon/Safety Silver



## SPECIFICATIONS

**SIZES** 15.5, 17.5, 19, 21, 23"

**FRAME** OCLV Mountain Carbon, Carbon Armor, E2 tapered head tube, BB95, G2 29" Geometry

**FRONT SUSPENSION** RockShox SID XX 29 w/ Dual Air spring, remote lockout, rebound, custom G2 Geometry, 51mm offset crown, E2 tapered steerer, 15QR thru axle, 100mm travel

**COLOR** Nude Carbon/Safety Silver

**SHIFTERS** SRAM XX, 10 speed

**FRONT DERAILLEUR** SRAM XO, direct mount

**REAR DERAILLEUR** SRAM XX

**CASSETTE** SRAM XX 11-36, 10 speed

**CRANK** SRAM XX, 39/26

**WHEELS** Bontrager Race X Lite TLR Disc 29 wheel system, 15mm FCC front hub, 142x12mm rear hub, 28 hole, Tubeless Ready

**TIRES** Bontrager 29-1 Team, 29x2.2"

**SADDLE** Bontrager Evoke 4, titanium rails

**SEATPOST** Bontrager Race X Lite, 27.2mm, 5mm offset

**HANDLEBAR** Bontrager Race X Lite Carbon Big Sweep, 12 degree sweep

**STEM** Bontrager Race XXX Lite, 31.8mm

**HEADSET** Cane Creek 40

## KEY FEATURES

- 29" wheels = better obstacle clearance, more momentum, greater stability
- G2 Geometry improves handling in all conditions, at all speeds
- FCC MTB creates a flex-free 29" wheel
- OCLV Mountain carbon frame with E2 tapered head tube and BB95
- Extended sizing includes a 23" XXL size for tall riders

### UPGRADES FROM SUPERFLY ELITE

RockShox SID fork / SRAM XX drivetrain / Bontrager Race X Lite FCC wheels / Bontrager Evoke 4 saddle / Bontrager RXXXL carbon stem

# SUPERFLY ELITE

Nude Carbon/True Blue



## SPECIFICATIONS

**SIZES** 15.5, 17.5, 19, 21, 23"

**FRAME** OCLV Mountain Carbon, Carbon Armor, E2 tapered head tube, BB95, G2 29" Geometry

**FRONT SUSPENSION** Fox Factory Series 32 Float 29 FIT RLC, air spring, lockout, rebound, compression, custom G2 Geometry, 51mm offset crown, E2 tapered steerer, 15QR thru axle, 100mm travel, tuned by Trek in California

**COLOR** Nude Carbon/True Blue

**SHIFTERS** Shimano Deore XT M780, 10 speed

**FRONT DERAILLEUR** Shimano Deore XT, direct mount

**REAR DERAILLEUR** Shimano Deore XT M780 Shadow

**CRANK** Shimano Deore XT M785, 38/26

**WHEELS** Bontrager Race Lite TLR Disc 29 wheel system, 15mm FCC front hub, 142x12mm rear hub, 28 hole, Tubeless Ready

**TIRES** Bontrager 29-1 Team, 29x2.2"

**SADDLE** Bontrager Evoke 3, titanium rails

**SEATPOST** Bontrager Race X Lite, 27.2mm, 5mm offset

**HANDLEBAR** Bontrager Race X Lite Carbon Big Sweep, 12 degree sweep

**STEM** Bontrager Race X Lite, 31.8mm

**HEADSET** Cane Creek IS-3/Z3, 1.5"

**BRAKESET** Shimano Deore XT M785 hydraulic disc brakes

**EXTRAS** Trek fork sag meter

## KEY FEATURES

- 29" wheels = better obstacle clearance, more momentum, greater stability
- G2 Geometry improves handling in all conditions, at all speeds
- FCC MTB creates a flex-free 29" wheel
- OCLV Mountain carbon frame with E2 tapered head tube and BB95
- Extended sizing includes a 23" XXL size for tall riders

### UPGRADES FROM SUPERFLY

Shimano XT 2x10 drivetrain / Fox Factory Series 32 Float 29 FIT RLC / Shimano XT hydraulic disc brakes / Bontrager RXL carbon handlebar / Bontrager Race Lite FCC wheels



# SUPERFLY

Nude Carbon/Red



## SPECIFICATIONS

<b>SIZES</b> 15.5, 17.5, 19, 21, 23"	<b>WHEELS</b> Bontrager 28-hole FCC alloy front hub, Shimano M525 SL 32-hole alloy rear hub; Bontrager Mustang Disc 29 rims, Tubeless Ready
<b>FRAME</b> OCLV Mountain Carbon, Carbon Armor, E2 tapered head tube, BB95, G2 29" Geometry	<b>TIRES</b> Bontrager 29-1 Expert, 29x2.2"
<b>FRONT SUSPENSION</b> Fox Evolution Series 32 Float 29 RL, air spring, lockout, rebound, custom G2 Geometry, 51mm offset crown, E2 tapered steerer, 100mm travel	<b>SADDLE</b> Bontrager Evoke 2, chromoly rails
<b>COLOR</b> Onyx Carbon/Red	<b>SEATPOST</b> Bontrager Rhythm Elite, 27.2mm, zero offset
<b>SHIFTERS</b> SRAM X7, 10 speed	<b>HANDLEBAR</b> Bontrager Race Lite Low Riser, 31.8mm, 5mm rise, 9 degree sweep
<b>FRONT DERAILLEUR</b> SRAM X7, direct mount	<b>STEM</b> Bontrager Race X Lite, 31.8mm
<b>REAR DERAILLEUR</b> SRAM X9	<b>HEADSET</b> Cane Creek IS-3/Z3, 1.5"
<b>CASSETTE</b> Shimano HG62-10 11-36, 10 speed	<b>BRAKESET</b> Avid Elixir 7 hydraulic disc brakes
<b>CRANK</b> SRAM S1000, 44/33/22	<b>EXTRAS</b> Trek fork sag meter

## KEY FEATURES

- 29" wheels = better obstacle clearance, more momentum, greater stability
- G2 Geometry improves handling in all conditions, at all speeds
- FCC MTB creates a flex-free 29" wheel
- OCLV Mountain carbon frame with E2 tapered head tube and BB95
- Extended sizing includes a 23" XXL size for tall riders

**UPGRADES FROM SUPERFLY AL ELITE**  
OCLV Mountain Carbon frame w/BB95 / Avid Elixir 7 hydraulic disc brakes

# SUPERFLY SS FRAMESET

Matte Nude Carbon



## SPECIFICATIONS

<b>SIZES</b> 15.5, 17.5, 19, 21"	<b>COLOR</b> Matte Nude Carbon
<b>FRAME</b> OCLV Mountain Carbon, G2 29" Geometry, sliding vertical dropouts	<b>STEM</b> Bontrager Race X Lite, 31.8mm
<b>FRONT SUSPENSION</b> Fox Factory Series 32 Float 29 FIT RLC, air spring, lockout, rebound, compression, custom G2 Geometry, 51mm offset crown, 80mm travel, tuned by Trek in California	<b>HEADSET</b> FSA Z3, semi-integrated

## KEY FEATURES

- 29" wheels = better obstacle clearance, more momentum, greater stability
- G2 Geometry improves handling in all conditions, at all speeds
- Sliding vertical dropout allows QR wheels and quickly and effectively tensions the chain
- OCLV Mountain Carbon frame is light, stiff, and fast

**UPGRADES FROM RIG FRAMESET**  
OCLV Mountain Carbon frame



# SUPERFLY AL ELITE

Crystal Pearl White



## SPECIFICATIONS

**SIZES** 15.5, 17.5, 19, 21, 23"

**FRAME** Alpha Platinum Aluminum, butted & hydroformed tubing, E2 tapered head tube, press fit bottom bracket, cold-forged dropouts, G2 29" geometry

**FRONT SUSPENSION** Fox Evolution Series 32 Float 29 RL, air spring, lockout, rebound, custom G2 Geometry, 51mm offset crown, E2 tapered steerer, 100mm travel

**COLOR** Crystal Pearl White

**SHIFTERS** Shimano SLX M660-10, 10 speed

**FRONT DERAILLEUR** Shimano SLX

**REAR DERAILLEUR** Shimano Deore XT M780 Shadow

**CASSETTE** Shimano HG62-10 11-36, 10 speed

**CRANK** Custom Shimano M772, 42/32/24

**WHEELS** Bontrager 28-hole FCC alloy front hub, Shimano M525 SL 32-hole alloy rear hub; Bontrager Mustang Disc 29 rims, Tubeless Ready

**TIRES** Bontrager 29-1 Expert, 29x2.2"

**SADDLE** Bontrager Evoke 2, chromoly rails

**SEATPOST** Bontrager Rhythm Elite, 27.2mm, zero offset

**HANDLEBAR** Bontrager Race Lite Low Riser, 31.8mm, 5mm rise, 9 degree sweep

**STEM** Bontrager Race X Lite, 31.8mm

**HEADSET** FSA NO.57, E2, ACB sealed bearings

**BRAKESET** Shimano M666 SLX hydraulic disc brakes

**EXTRAS** Trek fork sag meter

## KEY FEATURES

- 29" wheels = better obstacle clearance, more momentum, greater stability
- G2 Geometry improves handling in all conditions, at all speeds
- FCC MTB creates a flex-free 29" wheel
- Alpha Platinum Aluminum frame has the same features as Superfly: E2, integrated BB
- Extended sizing includes a 23" XXL size for tall riders

### UPGRADES FROM SUPERFLY AL

Fox Evolution Series 32 Float 29 RL with E2 tapered steerer / Shimano XT/SLX drivetrain / Shimano SLX hydraulic disc brakes

# SUPERFLY AL

Metallic Black



## SPECIFICATIONS

**SIZES** 15.5, 17.5, 19, 21, 23"

**FRAME** Alpha Platinum Aluminum, butted & hydroformed tubing, E2 tapered head tube, press fit bottom bracket, cold-forged dropouts, G2 29" geometry

**FRONT SUSPENSION** Fox Evolution Series 32 Float 29 RL, air spring, lockout, rebound, custom G2 Geometry, 51mm offset crown, 100mm travel

**COLOR** Metallic Black

**SHIFTERS** Shimano Deore M591, 10 speed

**FRONT DERAILLEUR** Shimano Deore

**REAR DERAILLEUR** Shimano Deore XT M780 Shadow

**CASSETTE** Shimano HG62-10 11-36, 10 speed

**CRANK** Shimano M552, 42/32/24

**WHEELS** Bontrager 28-hole FCC alloy front hub, Shimano M525 32-hole alloy rear hub; Bontrager Mustang Disc 29 rims, Tubeless Ready

**TIRES** Bontrager 29-1 Expert, 29x2.2"

**SADDLE** Bontrager Evoke 2, chromoly rails

**SEATPOST** Bontrager Rhythm Elite, 27.2mm, zero offset

**HANDLEBAR** Bontrager Low Riser, 31.8mm, 5mm rise, 9 degree sweep

**STEM** Bontrager Race Lite, 31.8mm

**HEADSET** FSA NO.57, E2, ACB sealed bearings

**BRAKESET** Avid Elixir 3 hydraulic disc brakes

**EXTRAS** Trek fork sag meter

## KEY FEATURES

- 29" wheels = better obstacle clearance, more momentum, greater stability
- G2 Geometry improves handling in all conditions, at all speeds
- Alpha Platinum Aluminum frame with Superfly features: E2, integrated BB
- Extended sizing includes a 23" XXL size for tall riders

### UPGRADES FROM X-CALIBER

Fox Evolution Series 32 Float 29 RL / Shimano XT Shadow rear derailleur / FCC MTB wheels / Avid Elixir 3 hydraulic brakes / Bontrager Rhythm seatpost



# / 29ER RACE HARDTAILS

Big wheels roll faster.

- / LINEUP
- < X-Caliber
- X-Caliber WSD
- Rig
- Cobia
- Sawyer



**WHY 29ER RACE HARDTAILS**  
Over ten years of constant 29er R&D have gone into these new 29ers, making them the fastest, most performance-oriented 29" hardtails on the market.

**PROFILE**  
Nothing beats the efficiency and simplicity of a 29er hardtail. Great for XC racing, marathons, 24-hour racing, or simply shredding singletrack.

**1 100MM TRAVEL**  
As trails and races have gotten more technical, we've moved to 100mm of efficient, lightweight travel.

**2 ALPHA GOLD ALUMINUM**  
G2 Alpha Gold Aluminum frame provides a refined ride across the Fisher Collection of 29ers.

**3 29" WHEELS**  
Big wheels roll better. 29" wheels maintain their momentum and roll over obstacles easier.

**4 G2 GEOMETRY**  
Frame geometry and offset fork work in tandem to improve handling in tight, technical singletrack while maintaining high-speed stability.

## X-CALIBER

Metallic Black



### SPECIFICATIONS

- SIZES** 15.5, 17.5, 19, 21, 23"
- FRAME** Alpha Gold Aluminum, butted & hydroformed tubing, cold-forged dropouts & bottom bracket, G2 Geometry
- FRONT SUSPENSION** RockShox Reba RL 29 w/Dual Air spring, Motion Control lockout, rebound, custom G2 Geometry, 51mm offset crown, 100mm travel
- COLOR** Metallic Black
- SHIFTERS** SRAM X7, 10 speed
- FRONT DERAILLEUR** SRAM X7
- REAR DERAILLEUR** SRAM X7
- CASSETTE** Shimano HG62-10 11-36, 10 speed
- CRANK** SRAM S1000, 44/33/22
- WHEELS** Shimano M525 alloy hubs; Bontrager Mustang Disc 29 32-hole rims, Tubeless Ready
- TIRES** Bontrager 29-1 Expert, 29x2.2"
- SADDLE** Bontrager Evoke 1
- SEATPOST** Bontrager SSR, 27.2mm, 20mm offset
- HANDLEBAR** Bontrager Low Riser, 31.8mm, 5mm rise, 9 degree sweep
- STEM** Bontrager Race Lite, 31.8mm
- HEADSET** 1-1/8" threadless, semi-integrated, semi-cartridge bearings
- BRAKESET** Avid Elixir 1 hydraulic disc brakes

### KEY FEATURES

- > 29" wheels = better obstacle clearance, more momentum, greater stability
- > G2 Geometry improves handling in all conditions, at all speeds
- > Hydroformed Alpha Gold Aluminum tubing provides a stiffer, responsive ride
- > SRAM 30-speed drivetrain
- > Extended sizing includes a 23" XXL size for tall riders

**UPGRADES FROM COBIA**  
SRAM X7 30-speed drivetrain / RockShox Reba RL w/Motion Control lockout / Avid Elixir 1 hydraulic disc brakes / Bontrager 29-1 Expert tires



# X-CALIBER WSD

Metallic Black

women's specific design



## SPECIFICATIONS

- SIZES** 14.5, 15.5, 17.5"
- FRAME** Alpha Gold Aluminum, butted & hydroformed tubing, cold-forged dropouts & bottom bracket, G2 Geometry
- FRONT SUSPENSION** RockShox Reba RL 29 w/Dual Air spring, Motion Control lockout, rebound, custom G2 Geometry, 51mm offset crown, 14.5" 80mm travel; 15.5", 17.5" 100mm travel
- COLOR** Metallic Black
- SHIFTERS** SRAM X7, 10 speed
- FRONT DERAILLEUR** Shimano Deore
- REAR DERAILLEUR** SRAM X7
- CASSETTE** Shimano HG62-10 11-36, 10 speed
- CRANK** SRAM S1000, 44/33/22
- WHEELS** Shimano M525 alloy hubs; Bontrager Mustang Disc 29 32-hole rims, Tubeless Ready
- TIRES** Bontrager 29-1 Expert, 29x2.2"
- SADDLE** Bontrager Evoke 1 WSD
- SEATPOST** Bontrager SSR, 27.2mm, 20mm offset
- HANDLEBAR** Bontrager Low Riser, 31.8mm, 5mm rise, 9 degree sweep
- STEM** Bontrager Race Lite, 31.8mm
- HEADSET** 1-1/8" threadless, semi-integrated, semi-cartridge bearings
- BRAKESET** Avid Elixir 1 hydraulic disc brakes

## KEY FEATURES

- > 29" wheels = better obstacle clearance, more momentum, greater stability
- > G2 Geometry improves handling in all conditions, at all speeds
- > Hydroformed Alpha Gold Aluminum tubing provides a stiffer, responsive ride
- > SRAM 30-speed drivetrain
- > WSD: sized and spec'd to fit women

**UPGRADES FROM MAMBA WSD**  
SRAM X7 30-speed drivetrain / RockShox Reba RL w/Motion Control lockout / Avid Elixir 1 hydraulic disc brakes / Bontrager 29-1 Expert tires

# RIG

Matte Metallic Black



## SPECIFICATIONS

- SIZES** 15.5, 17.5, 19, 21, 23"
- FRAME** Alpha Gold Aluminum, sliding vertical dropouts, G2 29" Geometry
- FRONT SUSPENSION** Fox Evolution Series 32 Float 29 RL, air spring, lockout, rebound, custom G2 Geometry, 51mm offset crown, 100mm travel
- COLOR** Matte Metallic Black
- CASSETTE** 18T cog
- CRANK** Truvativ Firex 1.1G, 32T w/guard
- WHEELS** Bontrager 28-hole FCC alloy front hub, Bontrager Race 32-hole rear hub; Bontrager Mustang Disc 29 rims, Tubeless Ready
- TIRES** Bontrager 29-1 Expert, 29x2.2"
- SADDLE** Bontrager Evoke 1
- SEATPOST** Bontrager SSR, 27.2mm, 20mm offset
- HANDLEBAR** Bontrager Race Lite Low Riser, 31.8mm, 5mm rise, 9 degree sweep
- STEM** Bontrager Race Lite, 31.8mm
- HEADSET** 1-1/8" threadless, semi-integrated, semi-cartridge bearings
- BRAKESET** Avid Elixir 1 hydraulic disc brakes

## KEY FEATURES

- > 29" wheels = better obstacle clearance, more momentum, greater stability
- > G2 Geometry improves handling in all conditions, at all speeds
- > FCC MTB creates a flex-free 29" wheel
- > Extended sizing includes a 23" XXL size for tall riders
- > Sliding vertical dropout tensions chain and accepts standard QR

**UPGRADES FROM MARLIN SS**  
FCC MTB wheels / Fox Evolution Series 32 Float RL 29 / Truvativ Firex crank / Avid Elixir 1 hydraulic disc brakes / OS 31.8 handlebar & stem



# COBIA

Chi Red



## SPECIFICATIONS

**SIZES** 15.5, 17.5, 19, 21, 23"

**FRAME** Alpha Gold Aluminum, butted & hydroformed tubing, cold-forged dropouts & bottom bracket, G2 Geometry

**FRONT SUSPENSION** RockShox Recon Silver TK 29 w/Solo Air spring, TurnKey lockout, rebound, custom G2 Geometry, 51mm offset crown, 100mm travel

**COLOR** Chi Red

**SHIFTERS** SRAM X5, 10 speed

**FRONT DERAILLEUR** SRAM X5

**REAR DERAILLEUR** SRAM X5

**CASSETTE** SRAM PG-1030 11-36, 10 speed

**CRANK** SRAM S800, 44/33/22

**PEDALS** Wellgo alloy

**WHEELS** Shimano M475 alloy hubs; Bontrager AT-850 disc 29 32-hole rims

**TIRES** Bontrager XR3, 29x2.1"

**SADDLE** Bontrager Evoke 1

**SEATPOST** Bontrager SSR, 27.2mm, 20mm offset

**HANDLEBAR** Bontrager Low Riser, 31.8mm, 5mm rise, 9 degree sweep

**STEM** Bontrager Race Lite, 31.8mm

**HEADSET** 1-1/8" threadless, semi-integrated, semi-cartridge bearings

**BRAKESET** Hayes Dyno Comp hydraulic disc brakes

## KEY FEATURES

- 29" wheels = better obstacle clearance, more momentum, greater stability
- G2 Geometry improves handling in all conditions, at all speeds
- Hydroformed Alpha Gold Aluminum tubing provides a stiffer, responsive ride
- Extended sizing includes a 23" XXL size for tall riders
- SRAM 30-speed drivetrain brings 10-speed to a new price point for 29ers

### UPGRADES FROM MAMBA

30-speed drivetrain / RockShox Recon RL 29 / Hayes Dyno Comp hydraulic disc brakes / SRAM X5 drivetrain / Bontrager XR-3 tires

# SAWYER

Metallic Bronze



## SPECIFICATIONS

**SIZES** 17.5, 19, 21"

**FRAME** Custom-butted Platinum Series chromoly steel, 29er, G2 geometry, split dropout

**FORK** Chromoly steel w/custom geometry, 51mm offset, suspension correct axle to crown, disc brake mount

**COLOR** Metallic Bronze

**SHIFTERS** SRAM X5, 10 speed

**FRONT DERAILLEUR** SRAM X5

**REAR DERAILLEUR** SRAM X7

**CASSETTE** Shimano HG62-10 11-36, 10 speed

**CRANK** Truvativ S1000, 38/24

**PEDALS** Wellgo ATB, boron axle, steel cage

**WHEELS** Shimano M475 alloy hubs; Bontrager Mustang Disc 29 32-hole rims, Tubeless Ready

**TIRES** Bontrager 29-3, 29x2.25"

**SADDLE** Bontrager Evoke 2, chromoly rails

**SEATPOST** Bontrager Rhythm Elite, 27.2mm, zero offset

**HANDLEBAR** Bontrager Crivitz, 25 degree sweep

**STEM** Bontrager Race Lite, 31.8mm

**HEADSET** FSA NO.18, 1-1/8" forged steel, cartridge bearings

**BRAKESET** Avid Elixir 1 hydraulic disc brakes

## KEY FEATURES

- 29" wheels = better obstacle clearance, more momentum, greater stability
- Retro-inspired, twin-top-tube, custom-butted, Platinum Series steel frame
- G2 Geometry improves handling in all conditions, at all speeds
- Split dropout allows for a carbon belt drive
- Bontrager Crivitz handlebar with dramatic 25-degree backsweep
- Sliding vertical dropout for geared or singlespeed option with a QR wheel



/

9 SERIES

Precision carbon hardtails.

/ LINEUP

< Elite 9.9 SSL



WHY 9 SERIES

World Cup-proven race geometry, designed and engineered by the leaders in carbon technology. Tricked out with the best components, it’s the ultimate 26” race hardtail.

PROFILE

You push your limits to climb faster. Go harder. Shave every possible second. Reward yourself for all that hard work with a leg up on the competition.

1 INSANELY LIGHT

The 9.9 SSL frame is just over 1000 grams.

3 INCREDIBLE RESPONSE

Super stiff and responsive, thanks to an E2 tapered head tube, a BB90 or a press-fit bottom bracket, and incredibly stiff rear end to power you up and through any singlettrack.

2 OUTSTANDING WARRANTY

Built to last, and backed by Trek’s limited lifetime warranty.

4 THE TOUGHEST CARBON

OCLV Mountain is Trek’s mountain-specific carbon. Tougher than the trail, it has higher durability without the added weight.

ELITE 9.9 SSL

Crystal Pearl White/Gloss Carbon



SPECIFICATIONS

**SIZES** 15.5, 17.5, 18.5, 19.5, 21.5”

**FRAME** OCLV Mountain Carbon w/Net Molded E2 head tube, BB90 w/Precision Fit sockets, internal control routing & no-cut off-road seatmast

**FRONT SUSPENSION** Fox Factory Series 32 Float FIT RL, air spring, Kashima coat, remote lockout, rebound, E2 tapered steerer, 15QR thru axle, 100mm travel

**COLOR** Crystal Pearl White/Gloss Carbon

**SHIFTERS** Shimano XTR M980, 10 speed

**FRONT DERAILLEUR** Shimano XTR

**REAR DERAILLEUR** Shimano XTR M980 Shadow

**CASSETTE** Shimano XTR M980 11-36, 10 speed

**CRANK** Shimano XTR M985, 40/28

**WHEELS** Bontrager Race XXX Lite TLR Disc wheel system, 15mm front hub, 5mm rear hub, 28 hole, carbon, center lock, Tubeless Ready

**TIRES** Bontrager XR0 Team, 26x2.1”

**SADDLE** Bontrager Evoke RXL, carbon

**SEATPOST** Bontrager Race XXX Lite, 34.0mm, 5mm offset

**HANDLEBAR** Bontrager Race X Lite Carbon Low Riser, 31.8mm, 15mm rise, 9 degree sweep

**STEM** Bontrager Race XXX Lite, 31.8mm

**HEADSET** Cane Creek IS-3, E2, alloy cartridge

**BRAKESET** Shimano XTR M985 hydraulic disc brakes

**EXTRAS** Trek fork sag meter

KEY FEATURES

- > OCLV Mountain Carbon frame
- > 2x10 Shimano XTR
- > Bontrager XXX Lite carbon wheelset with 15QR
- > No-cut off-road seatmast
- > E2 tapered frame and fork
- > Internal Control Routing



/

6 SERIES

Welcome to the next level.

/ LINEUP

< 6000

6000 WSD



WHY 6 SERIES

Precision trail geometry. Light and robust tube shaping. Performance suspension and higher quality spec.

PROFILE

You're ready—for longer days on the bike, for tougher challenges on the trail, for the next class up at the race. You're ready for 6 Series.

1 LIGHT, TOUGH FRAME

A Race-Approved Alpha Gold Aluminum frame with rack and fender mounts and replaceable, frame-saving derailleur hanger.

2 10-SPEED

3x10 drivetrains offer the widest range of gearing, with the most precise shifting imaginable.

3 OUTSTANDING WARRANTY

Built to last, and backed by Trek's limited lifetime warranty.

4 PRECISION TRAIL GEOMETRY

Tight, aggressive, precision-handling geometry derived from our top race-level hardtails.

6000

Paramount Grey/Gloss Black



SPECIFICATIONS

**SIZES** 15.5, 17.5, 18.5, 19.5, 21.5"

**FRAME** Alpha Gold Aluminum w/semi-integrated head tube, formed down tube w/integrated gusset, formed top tube, monostay seatstay, forged dropouts w/rack & fender mounts, replaceable derailleur hanger

**FRONT SUSPENSION** SR Suntour XCR-RL w/coil spring, preload, remote lockout, 100mm travel

**COLOR** Paramount Grey/Gloss Black

**SHIFTERS** Shimano Deore M591, 10 speed

**FRONT DERAILLEUR** Shimano Deore

**REAR DERAILLEUR** Shimano Deore XT M780 Shadow

**CASSETTE** Shimano HG62-10 11-36, 10 speed

**CRANK** Shimano M552, 42/32/24

**PEDALS** Wellgo alloy platform

**WHEELS** Shimano M435 alloy hubs; Bontrager AT-850 disc 32-hole rims

**TIRES** Bontrager XR1, wire bead, 26x2.2"

**SADDLE** Bontrager Evoke 1

**SEATPOST** Bontrager SSR, 31.6mm, 20mm offset

**HANDLEBAR** Bontrager Low Riser OS, 31.8mm, 15mm rise, 9 degree sweep

**STEM** Bontrager Race Lite, 31.8mm

**HEADSET** 1-1/8" threadless, semi-integrated, semi-cartridge bearings

**BRAKESET** Shimano M446 hydraulic disc brakes

KEY FEATURES

- > 3x10 Shimano crankset and XT rear derailleur offer 10-speed performance
- > Bontrager XR1 tires are aggressive and lightweight
- > Shimano hydraulic disc brakes

UPGRADES FROM 4900 DISC

Shimano M552 crank / Shimano M435 hubs / Shimano M780 XT rear derailleur



6000 WSD

Crystal Pearl White/Platinum

women’s specific design



SPECIFICATIONS

**SIZES** 14.5, 15.5, 16.5, 17.5"

**FRAME** WSD Alpha Gold Aluminum  
w/semi-integrated head tube, twin taper down  
tube w/integrated gusset, formed butted top tube,  
bridgeless seatstay, forged dropouts w/rack  
& fender mounts, replaceable derailleur hanger

**FRONT SUSPENSION** SR Suntour XCR-RL  
w/coil spring, preload, remote lockout, 14.5"  
80mm travel; 15.5", 16.5", 17.5" 100mm travel

**COLOR** Crystal Pearl White/Platinum

**SHIFTERS** Shimano Deore M591, 10 speed

**FRONT DERAILLEUR** Shimano Deore

**REAR DERAILLEUR** Shimano Deore XT M780 Shadow

**CASSETTE** Shimano HG62-10 11-36, 10 speed

**CRANK** Shimano M552, 42/32/24

**PEDALS** Wellgo alloy platform

**WHEELS** Shimano M435 alloy hubs; Bontrager  
AT-850 disc 32-hole rims

**TIRES** Bontrager XR1, wire bead, 26x2.2"

**SADDLE** Bontrager Evoke 1 WSD

**SEATPOST** Bontrager SSR, 31.6mm, 20mm offset

**HANDLEBAR** Bontrager Low Riser OS, 31.8mm,  
15mm rise, 9 degree sweep

**STEM** Bontrager Race Lite, 31.8mm

**HEADSET** 1-1/8" threadless, semi-integrated,  
semi-cartridge bearings

**BRAKESET** Shimano M446 hydraulic disc brakes

KEY FEATURES

- SR Suntour XCR-RL 80mm suspension fork
- Shimano M522 crankset
- Shimano M446 hydraulic disc brakes
- WSD: sized and spec'd to fit women

UPGRADES FROM SKYE SL DISC

Alpha Gold Aluminum frame w/twin taper  
down tube / Shimano M446 hydraulic  
disc brakes







4900 Disc 227

## / SPORT

### Off the beaten path.

There's a whole world off the beaten path. Explore it on a Trek Sport Hardtail mountain bike. These bikes are built to withstand the elements and do your bidding, whether that's riding off curbs, venturing onto your first singletrack, or completing your first race. Whatever your intention, Sport Hardtails hold the key to a world of off-road adventure.

#### / FAMILIES

4 Series  
3 Series  
29er Sport Hardtails  
Skye  
820





SPORT

Feature comparison

	4900 DISC	4500 DISC	4300 DISC	3900 DISC	3700 DISC	3500 DISC	3500	MAMBA	MARLIN	MARLIN WSD	MARLIN SINGLESPEED	WAHOO	SKYE SL DISC & SKYE SL	SKYE S	SKYE	820	820 WSD
TREK CUSTOM STEEL FRAME																●	●
ALPHA GOLD ALUMINUM	●	●	●					●	●	●	●	●	●				
ALPHA SILVER ALUMINUM				●	●	●	●							●	●		
SUSPENSION FORK (MM)	100	100	100	100	100	80	63	100	100	100	100	100	100/80	80	80/63	63	63
SUSPENSION LOCKOUT	●	●	●					●	●	●	●						
10-SPEED	●																
9-SPEED		●	●					●					●				
8-SPEED				●					●	●		●		●			
7-SPEED					●	●	●								●	●	●
SLIDING REAR DROPOUTS											●						
HYDRAULIC DISC BRAKES	●	●	●					●					●				
MECHANICAL DISC BRAKES				●	●	●			●	●	●	●					
29" WHEELS								●	●	●	●	●					
26" WHEELS	●	●	●	●	●	●	●						●	●	●	●	●
EXTENDED SIZE RANGE		●						●	●	●	●	●					
SINGLESPEED											●						
G2 GEOMETRY								●	●	●	●	●					
GARY FISHER COLLECTION								●	●	●	●	●					
WSD										●			●	●	●		●

SPORT

Glossary of features

**TREK CUSTOM STEEL FRAME** Rugged steel strengthens the frame and smoothes the ride.

**ALPHA GOLD ALUMINUM** Trek’s premium alloy, formed into sophisticated tube shapes for maximum strength and minimum weight.

**ALPHA SILVER ALUMINUM** Trek’s durable, straight-gauge performance aluminum.

**SUSPENSION FORK** Shock-absorbing fork allows the front wheel to travel up and down over bumps while the handlebars stay steady, for a comfortable, controlled ride.

**SUSPENSION LOCKOUT** Lock out the suspension fork for efficient riding on smooth terrain.

**10-SPEED** Increased gearing options. Quicker, more precise shifting.

**9-SPEED** Performance-oriented gearing for performance-oriented bikes and riders.

**8-SPEED** The old standby in gearing, for reliability and versatility.

**7-SPEED** The simplest full-range gearing we offer.

**HYDRAULIC DISC BRAKES** Ultimate control and stopping power in all conditions, including wet and muddy.

**MECHANICAL DISC BRAKES** Reliable stopping power in all conditions, including wet and muddy.

**29" WHEELS** Bigger wheels carry more momentum, roll over obstacles more easily, and offer greater stability and more traction than 26” wheels.

**26" WHEELS** The MTB standard for versatility, light weight, and maneuverability.

**EXTENDED SIZE RANGE** Many Trek models feature a wider range of sizes than the industry standard, to give a better fit to more riders.

**SINGLESPEED** The ultimate in mountain bike simplicity. Only one gear so you can stay focused on ripping up the trails.

**SLIDING REAR DROPOUTS** Sliding dropouts add 20mm of adjustability to fine tune wheelbase.

**G2 GEOMETRY** G2 Geometry uses a system-wide approach to make the best-handling 29ers out there.

**GARY FISHER COLLECTION** Innovative bikes imagined by Gary Fisher, built by Trek.

**WSD** Women’s Specific Design, sized and spec’d to fit women right from the start.



/

4 SERIES

Proven performance, unbeatable value.

- / LINEUP
- < 4900 Disc
- 4500 Disc
- 4300 Disc



WHY 4 SERIES

It's a true mountain bike. Disc brakes. A capable 100mm suspension fork. Aggressive tires. Trail approved.

PROFILE

Weekend warrior seeks multi-purpose machine for mountain adventure. Needs a capable, confident machine for legitimate trails.

1 BETTER SPEC

More robust Bontrager XR-2 tires, oversize 31.8mm handlebars, and 9-speed throughout. New 4900 model has 3x10 drivetrain!

2 OUTSTANDING WARRANTY

Built to last, and backed by Trek's limited lifetime warranty.

3 MOUNTAIN-TOUGH FRAME

A trail ready Alpha Gold Aluminum frame, with gussets and monostay seatstay.

4 PERFECT FIT

The best fitting bike is the best riding bike. Our extended sizing range guarantees that every rider gets the perfect fit.

4900 DISC

Gloss Metallic Black



Crystal Pearl White

SPECIFICATIONS

**SIZES** 13, 16, 18, 19.5, 21, 22.5"

**FRAME** Alpha Gold Aluminum w/semi-integrated head tube, formed down tube w/integrated gusset, formed top tube, monostay seatstay, forged dropouts w/rack & fender mounts, replaceable derailleur hanger

**FRONT SUSPENSION** SR Suntour XCR-RL w/coil spring, preload, remote lockout, 100mm travel

**COLOR** Gloss Metallic Black, Crystal Pearl White

**SHIFTERS** Shimano Deore M591, 10 speed

**FRONT DERAILLEUR** Shimano Deore

**REAR DERAILLEUR** Shimano SLX M663 Shadow

**CASSETTE** Shimano HG62-10 11-36, 10 speed

**CRANK** Shimano M522, 42/32/24

**PEDALS** Wellgo alloy platform

**WHEELS** Shimano RM66 center lock alloy hubs; Bontrager AT-850 disc 32-hole rims

**TIRES** Bontrager XR2, wire bead, 26x2.1"

**SADDLE** Bontrager Evoke 1

**SEATPOST** Bontrager SSR, 31.6mm, 20mm offset

**HANDLEBAR** Bontrager Low Riser OS, 31.8mm, 15mm rise, 9 degree sweep

**STEM** Bontrager Race Lite, 31.8mm

**HEADSET** 1-1/8" threadless, semi-integrated, semi-cartridge bearings

**BRAKESET** Shimano M446 hydraulic disc brakes

KEY FEATURES

- > 3x10 drivetrain brings 10-speed to a new price level
- > SR Suntour XCR-RL suspension fork with remote lockout
- > Shimano M522 crankset is lighter than the competition
- > Shimano hydraulic disc brakes
- > Bontrager XR2 tires

UPGRADES FROM 4500 DISC

3x10 Shimano drivetrain / Shimano SLX Shadow rear derailleur / XCR-RL fork w/remote lockout



4500 DISC

Gloss Metallic Black/Gloss Signature Green



Matte Metallic Black

SPECIFICATIONS

**SIZES** 13, 16, 18, 19.5, 21, 22.5, 24"

**FRAME** Alpha Gold Aluminum w/semi-integrated head tube, formed down tube w/integrated gusset, formed top tube, monostay seatstay, forged dropouts w/rack & fender mounts, replaceable derailleur hanger

**FRONT SUSPENSION** SR Suntour XCM w/30mm stanchions, coil spring & preload, hydraulic lockout, 100mm travel

**COLOR** Matte Metallic Black, Gloss Metallic Black/Gloss Signature Green

**SHIFTERS** Shimano Alivio M430, 9 speed

**FRONT DERAILLEUR** Shimano Acera

**REAR DERAILLEUR** Shimano Deore M591

**CASSETTE** Shimano HG20-9 11-34, 9 speed

**CRANK** Shimano Alivio M4308, 44/32/22

**PEDALS** Wellgo alloy platform

**WHEELS** Shimano RM35 alloy center lock hubs; Bontrager AT-850 disc 32-hole rims

**TIRES** Bontrager XR2, wire bead, 26x2.1"

**SADDLE** Bontrager Evoke 1

**SEATPOST** Bontrager SSR, 31.6mm, 20mm offset

**HANDLEBAR** Bontrager Low Riser, 31.8mm, 15mm rise, 9 degree sweep

**STEM** Bontrager Race Lite, 31.8mm

**HEADSET** 1-1/8" threadless, semi-integrated, semi-cartridge bearings

**BRAKESET** Shimano M446 hydraulic disc brakes

KEY FEATURES

- 27-speed drivetrain is lightweight, yet durable
- Shimano hydraulic disc brakes provide better, more predictable braking in all conditions
- Bontrager XR2 tires feature dedicated off-road tread
- Oversize Bontrager handlebar and stem are lighter and stiffer

UPGRADES FROM 4300 DISC

Shimano Alivio crankset & shifters / Shimano Deore rear derailleur / Shimano hydraulic disc brakes

4300 DISC

Matte Metallic Black/Matte Catalyst Orange



Prime Blue

SPECIFICATIONS

**SIZES** 13, 16, 18, 19.5, 21, 22.5"

**FRAME** Alpha Gold Aluminum w/semi-integrated head tube, formed down tube w/integrated gusset, formed top tube, monostay seatstay, forged dropouts w/rack & fender mounts, replaceable derailleur hanger

**FRONT SUSPENSION** SR Suntour XCM w/30mm stanchions, coil spring & preload, hydraulic lockout, 100mm travel

**COLOR** Matte Metallic Black/Matte Catalyst Orange, Prime Blue

**SHIFTERS** Shimano Acera M390, 9 speed

**FRONT DERAILLEUR** Shimano Acera

**REAR DERAILLEUR** Shimano Acera M390

**CASSETTE** Shimano HG20-9 11-34, 9 speed

**CRANK** Shimano Acera M391, 44/32/22

**PEDALS** Wellgo alloy platform

**WHEELS** Formula DC20 alloy front hub, Shimano M475 alloy rear hub; Bontrager AT-850 disc 32-hole rims

**TIRES** Bontrager XR2, wire bead, 26x2.1"

**SADDLE** Bontrager Evoke 1

**SEATPOST** Bontrager SSR, 31.6mm, 20mm offset

**HANDLEBAR** Bontrager Low Riser OS, 31.8mm, 15mm rise, 9 degree sweep

**STEM** Bontrager Race Lite, 31.8mm

**HEADSET** 1-1/8" threadless, semi-integrated, semi-cartridge bearings

**BRAKESET** Hayes Dyno Sport hydraulic disc brakes

KEY FEATURES

- 27-speed Shimano drivetrain is lightweight, yet durable
- 100mm suspension fork has a hydraulic lockout and 30mm oversize stanchions
- Alpha Gold Aluminum frame
- Bontrager Evoke saddle
- Oversize Bontrager handlebar and stem are lighter and stiffer

UPGRADES FROM 3900 DISC

Hayes Dyno Sport hydraulic disc brakes / Shimano 9-speed drivetrain / Alpha Gold Aluminum frame / Bontrager off-road tires



/

3 SERIES

The world’s best-selling mountain bike.

- / LINEUP
- < 3900 Disc
- 3700 Disc
- 3500 Disc
- 3500



WHY 3 SERIES

Great suspension, wide gear range, disc brakes—there’s a reason 3 Series is the world’s best-selling mountain bike.

PROFILE

Hit light trails, paths, or own the streets on a bike that gives you great control and mountain bike durability. Front suspension, knobby tires... the trail awaits.

1 LIGHT, TOUGH FRAME

A trail ready Alpha Silver Aluminum frame with rack and fender mounts and replaceable, frame-saving derailleur hanger.

3 OUTSTANDING WARRANTY

Built to last, and backed by Trek’s limited lifetime warranty.

2 PERFECT FIT

The best fitting bike is the best riding bike. Our extended sizing range guarantees that every rider gets the perfect fit.

4 TOP-QUALITY PARTS

Shimano drivetrains mean smooth shifting over the long haul.

3900 DISC

Chi Red



Matte Metallic Black/Matte Cool Grey

SPECIFICATIONS

**SIZES** 13, 16, 18, 19.5, 21, 22.5"

**FRAME** Alpha Silver Aluminum w/semi-integrated head tube, bi-oval down tube w/integrated gusset, rack & fender mounts, disc compatible dropouts, replaceable derailleur hanger

**FRONT SUSPENSION** SR Suntour XCM w/30mm stanchions, coil spring & preload, 100mm travel

**COLOR** Matte Metallic Black/Matte Cool Grey, Chi Red

**SHIFTERS** Shimano EF51, 8 speed

**FRONT DERAILLEUR** Shimano Altus

**REAR DERAILLEUR** Shimano Acera M360

**CASSETTE** Shimano HG31 11-32, 8 speed

**CRANK** Shimano TX M171, 42/34/24

**PEDALS** Wellgo nylon platform

**WHEELS** Formula DC20 alloy front hub, DC22 alloy rear hub; Bontrager 550 36-hole rims w/brushed sidewalls

**TIRES** Bontrager LT3, 26x2.0"

**SADDLE** Bontrager SSR

**SEATPOST** Bontrager SSR, 31.6mm, 20mm offset

**HANDLEBAR** Bontrager Riser, 25.4mm, 30mm rise

**STEM** Bontrager Forged, 25.4mm

**HEADSET** 1-1/8" threadless

**BRAKES**ektro Novela mechanical disc brakes w/Shimano EF51 levers

KEY FEATURES

- > 24-speed Shimano drivetrain is lightweight, yet durable
- > 100mm suspension fork with preload adjust allows fine tuning to a rider’s weight
- > Mechanical disc brakes give predictable performance in all conditions

UPGRADES FROM 3700 DISC

24-speed drivetrain / 100mm Suntour XCM fork w/30mm stanchions



# 3700 DISC

Gloss Metallic Black/Gloss Blue

TRAIL  
READY



Matte Signature Green

## SPECIFICATIONS

**SIZES** 13, 16, 18, 19.5, 21, 22.5"

**FRAME** Alpha Silver Aluminum w/semi-integrated head tube, bi-oval down tube w/integrated gusset, rack & fender mounts, disc compatible dropouts, replaceable derailleur hanger

**FRONT SUSPENSION** SR Suntour XCT w/coil spring & preload, 100mm travel

**COLOR** Gloss Metallic Black/Gloss Blue, Matte Signature Green

**SHIFTERS** Shimano EF51, 7 speed

**FRONT DERAILLEUR** Shimano TX

**REAR DERAILLEUR** Shimano Altus M310

**CASSETTE** SRAM PG-730 12-32, 7 speed

**CRANK** Shimano TX M131, 42/34/24

**PEDALS** Wellgo nylon platform

**WHEELS** Formula DC20 alloy front hub, DC25 alloy rear hub; Bontrager 550 36-hole rims w/brushed sidewalls / Formula FM21 alloy front hub, FM31 alloy rear hub; Bontrager 550 36-hole rims w/machined sidewalls

**TIRES** Bontrager LT3, 26x2.0"

**SADDLE** Bontrager SSR

**SEATPOST** Bontrager SSR, 31.6mm, 20mm offset

**HANDLEBAR** Bontrager Riser, 25.4mm, 30mm rise

**STEM** Bontrager Forged, 25.4mm

**HEADSET** 1-1/8" threadless

**BRAKESET** Tektro Novela mechanical disc brakes w/Shimano EF51 levers

## KEY FEATURES

- 21-speed Shimano drivetrain is proven and durable
- 100mm suspension fork takes the edge off bumps
- Alpha Silver Aluminum frame
- Compact drivetrain is geared for off-road use

## UPGRADES FROM 3500 DISC

Shimano Altus rear derailleur / 100mm fork w/preload adjust

# 3500 DISC

Matte Metallic Black/Matte Signature Green



Gloss Platinum

## SPECIFICATIONS

**SIZES** 13, 16, 18, 19.5, 21"

**FRAME** Alpha Silver Aluminum w/externally relieved head tube, bi-axial down tube, disc compatible dropouts, replaceable derailleur hanger

**FRONT SUSPENSION** SR Suntour XCT w/coil spring & preload, 80mm travel

**COLOR** Matte Metallic Black/Matte Signature Green, Gloss Platinum

**SHIFTERS** Shimano EF51, 7 speed

**FRONT DERAILLEUR** Shimano TX

**REAR DERAILLEUR** Shimano TX35

**CASSETTE** SRAM PG-730 12-32, 7 speed

**CRANK** Shimano TX M131, 42/34/24

**PEDALS** Wellgo nylon platform

**WHEELS** Formula DC20 alloy front hub, DC25 alloy rear hub; Bontrager 550 36-hole rims w/brushed sidewalls

**TIRES** Bontrager LT3, 26x2.0"

**SADDLE** Bontrager SSR

**SEATPOST** Bontrager SSR, 31.6mm, 20mm offset

**HANDLEBAR** Bontrager Riser, 25.4mm, 30mm rise

**STEM** Bontrager Forged, 25.4mm

**HEADSET** 1-1/8" threadless

**BRAKESET** HL 280 mechanical disc brakes w/Shimano EF51 levers

## KEY FEATURES

- 21-speed Shimano drivetrain is proven and durable
- 80mm suspension fork takes the edge off bumps
- Compact drivetrain is geared for off-road use

## UPGRADES FROM 3500

Mechanical disc brakes / 80mm fork w/preload adjust



3500

Gloss Platinum



Matte Metallic Black/Matte Signature Green

### SPECIFICATIONS

**SIZES** 13, 16, 18, 19.5, 21"

**FRAME** Alpha Silver Aluminum w/externally relieved head tube, bi-axial down tube, disc compatible dropouts, replaceable derailleur hanger

**FRONT SUSPENSION** SR Suntour M-2025 w/coil spring, 63mm travel

**COLOR** Matte Metallic Black/Matte Signature Green, Gloss Platinum

**SHIFTERS** Shimano EF51, 7 speed

**FRONT DERAILLEUR** Shimano TX

**REAR DERAILLEUR** Shimano TX35

**CASSETTE** Shimano TZ31 14-34, 7 speed

**CRANK** Shimano TX M131, 42/34/24

**PEDALS** Wellgo nylon platform

**WHEELS** Formula FM21 alloy front hub, FM31 alloy rear hub; Bontrager 550 36-hole rims w/machined sidewalls

**TIRES** Bontrager LT3, 26x2.0"

**SADDLE** Bontrager SSR

**SEATPOST** Bontrager SSR, 31.6mm, 20mm offset

**HANDLEBAR** Bontrager Riser, 25.4mm, 30mm rise

**STEM** Bontrager Forged, 25.4mm

**HEADSET** 1-1/8" threadless

**BRAKESET** Tektro linear-pull brakes w/Shimano EF51 levers

### KEY FEATURES

- 21-speed Shimano drivetrain is proven and durable
- 80mm suspension fork takes the edge off bumps
- Compact drivetrain is geared for off-road use

### UPGRADES FROM 820

Alpha Silver Aluminum frame





# / 29ER SPORT HARDTAILS

Let the big wheels roll.

- / LINEUP
- < Mamba
  - Mamba WSD
  - Marlin
  - Marlin WSD
  - Marlin Singlespeed
  - Wahoo



## WHY 29ER SPORT HARDTAILS

There's a big wheeler for everyone, with lower-priced entry-level hardtails and an entry-level singlespeed.

## PROFILE

29ers are versatile enough to serve XC and trail riders, and their unbeatable efficiency and momentum make them the ultimate singlespeed weapon.

## 1 100MM TRAVEL

As trails and races have gotten more technical, we've moved to 100mm of efficient, lightweight travel.

## 3 ALPHA GOLD ALUMINUM

G2 Alpha Gold Aluminum frame provides a refined ride across the Fisher Collection of 29ers.

## 2 G2 GEOMETRY

Frame geometry and offset fork work in tandem to improve handling in tight, technical singletrack while maintaining high-speed stability.

## 4 29ER VERSATILITY

These nimble, efficient big wheelers are equally suited to XC and trail riding.

# MAMBA

Crystal Pearl White



Matte Metallic Black

## SPECIFICATIONS

**SIZES** 15.5, 17.5, 19, 21, 23"

**FRAME** Alpha Gold Aluminum, butted & hydroformed tubing, cold-forged dropouts & bottom bracket, G2 Geometry

**FRONT SUSPENSION** RockShox XC32 w/coil spring, TurnKey lockout, custom G2 Geometry, 51mm offset crown, 100mm travel

**COLOR** Matte Metallic Black, Crystal Pearl White

**SHIFTERS** Shimano Alivio M430, 9 speed

**FRONT DERAILLEUR** Shimano Acera

**REAR DERAILLEUR** Shimano Deore M591

**CASSETTE** Shimano HG20-9 11-34, 9 speed

**CRANK** Shimano Alivio M4308, 44/32/22

**PEDALS** Wellgo ATB, boron axle, steel cage

**WHEELS** Shimano M35 alloy hubs; Bontrager AT-850 disc 29 32-hole rims

**TIRES** Bontrager 29-3, 29x2.1"

**SADDLE** Bontrager Evoke 1

**SEATPOST** Bontrager SSR, 27.2mm, 20mm offset

**HANDLEBAR** Bontrager Low Riser, 31.8mm, 5mm rise, 9 degree sweep

**STEM** Bontrager Race Lite, 31.8mm

**HEADSET** 1-1/8" threadless, semi-integrated, semi-cartridge bearings

**BRAKES** Shimano M446 hydraulic disc brakes

## KEY FEATURES

- > 29" wheels = better obstacle clearance, more momentum, greater stability
- > G2 Geometry improves handling in all conditions, at all speeds
- > Hydroformed Alpha Gold Aluminum tubing provides a stiffer, responsive ride
- > Extended sizing includes a new 23" XXL size for tall riders
- > Shimano 9-speed drivetrain

## UPGRADES FROM MARLIN

RockShox XC32 suspension fork / Shimano 9-speed Alivio & Deore drivetrain / Bontrager 29-3 tires / Shimano hydraulic disc brakes



# MAMBA WSD

Metallic Black

women’s specific design



## SPECIFICATIONS

- SIZES** 14.5, 15.5, 17.5"
- FRAME** Alpha Gold Aluminum, butted & hydroformed tubing, cold-forged dropouts & bottom bracket, G2 Geometry
- FRONT SUSPENSION** RockShox XC32 w/coil spring, TurnKey lockout, custom G2 Geometry, 51mm offset crown, 14.5" 80mm travel; 15.5", 17.5" 100mm travel
- COLOR** Metallic Black
- SHIFTERS** Shimano Alivio M430, 9 speed
- FRONT DERAILLEUR** Shimano Acera
- REAR DERAILLEUR** Shimano Deore M591
- CASSETTE** Shimano HG20-9 11-34, 9 speed
- CRANK** Shimano Alivio M4308, 44/32/22
- PEDALS** Wellgo ATB, boron axle, steel cage
- WHEELS** Shimano M35 alloy hubs; Bontrager AT-850 disc 29 32-hole rims
- TIRES** Bontrager 29-3, 29x2.1"
- SADDLE** Bontrager Evoke 1 WSD
- SEATPOST** Bontrager SSR, 27.2mm, 20mm offset
- HANDLEBAR** Bontrager Low Riser, 31.8mm, 5mm rise, 9 degree sweep
- STEM** Bontrager Race Lite, 31.8mm
- HEADSET** 1-1/8" threadless, semi-integrated, semi-cartridge bearings
- BRAKESET** Shimano M446 hydraulic disc brakes

## KEY FEATURES

- 29" wheels = better obstacle clearance, more momentum, greater stability
- G2 Geometry improves handling in all conditions, at all speeds
- Hydroformed Alpha Gold Aluminum tubing provides a stiffer, responsive ride
- Shimano 9-speed drivetrain
- WSD: sized and spec'd to fit women

**UPGRADES FROM MARLIN WSD**  
RockShox XC32 suspension fork / Shimano 9-speed Alivio & Deore drivetrain / Bontrager 29-3 tires / Shimano hydraulic disc brakes

# MARLIN

Signature Green



Gloss Platinum

## SPECIFICATIONS

- SIZES** 15.5, 17.5, 19, 21, 23"
- FRAME** Alpha Gold Aluminum, butted & hydroformed tubing, cold-forged dropouts & bottom bracket, G2 Geometry
- FRONT SUSPENSION** SR Suntour XCM w/mechanical lockout, preload, custom G2 Geometry, 51mm offset, 100mm travel
- COLOR** Gloss Platinum, Signature Green
- SHIFTERS** SRAM X4, 8 speed
- FRONT DERAILLEUR** Shimano Altus
- REAR DERAILLEUR** SRAM X4
- CASSETTE** Shimano HG31 11-34, 8 speed
- CRANK** Shimano Altus M311, 42/32/22
- PEDALS** Wellgo ATB, boron axle, alloy cage
- WHEELS** Formula DC20 alloy front hub, Shimano M475 alloy rear hub; Bontrager AT-850 disc 29 32-hole rims
- TIRES** Bontrager 29-2, 29x2.1"
- SADDLE** Bontrager Evoke 1
- SEATPOST** Bontrager SSR, 27.2mm, 20mm offset
- HANDLEBAR** Bontrager Low Riser, 31.8mm, 5mm rise, 9 degree sweep
- STEM** Bontrager Approved, 25.4mm
- HEADSET** 1-1/8" threadless, semi-integrated, semi-cartridge bearings
- BRAKESET** Tektro Novela mechanical disc brakes, 6-bolt, 160mm rotors

## KEY FEATURES

- 29" wheels = better obstacle clearance, more momentum, greater stability
- G2 Geometry improves handling in all conditions, at all speeds
- Hydroformed Alpha Gold Aluminum tubing provides a stiffer, responsive ride  
Sliding vertical dropout allows QR wheels and quickly and effectively tensions the chain
- Extended sizing includes a 23" XXL size for tall riders

**UPGRADES FROM WAHOO**  
Suspension fork lockout / Bontrager AT-850 rims / Bontrager SSR stem / SRAM X4 rear derailleur & shifters



# MARLIN WSD

Seafoam

women’s specific design



## SPECIFICATIONS

- SIZES** 14.5, 15.5, 17.5"
- FRAME** Alpha Gold Aluminum, butted & hydroformed tubing, cold-forged dropouts & bottom bracket, G2 Geometry
- FRONT SUSPENSION** SR Suntour XCM w/mechanical lockout, preload, custom G2 Geometry, 51mm offset, 14.5" 80mm travel; 15.5", 17.5" 100mm travel
- COLOR** Seafoam
- SHIFTERS** SRAM X4, 8 speed
- FRONT DERAILLEUR** Shimano Altus
- REAR DERAILLEUR** SRAM X4
- CASSETTE** Shimano HG31 11-34, 8 speed
- CRANK** Shimano Altus M311, 42/32/22
- PEDALS** Wellgo ATB, boron axle, alloy cage
- WHEELS** Formula DC20 alloy front hub, Shimano M475 alloy rear hub; Bontrager AT-850 disc 29 32-hole rims
- TIRES** Bontrager 29-2, 29x2.1"
- SADDLE** Bontrager Evoke 1 WSD
- SEATPOST** Bontrager SSR, 27.2mm, 20mm offset
- HANDLEBAR** Bontrager Low Riser, 31.8mm, 5mm rise, 9 degree sweep
- STEM** Bontrager Approved, 25.4mm
- HEADSET** 1-1/8" threadless, semi-integrated, semi-cartridge bearings
- BRAKESET** Tektro Novela mechanical disc brakes, 6-bolt, 160mm rotors

## KEY FEATURES

- 29" wheels = better obstacle clearance, more momentum, greater stability
- G2 Geometry improves handling in all conditions, at all speeds
- Hydroformed Alpha Gold Aluminum tubing provides a stiffer, responsive ride
- Sliding vertical dropout allows QR wheels and quickly and effectively tensions the chain
- WSD: sized and spec'd to fit women

### UPGRADES FROM WAHOO

Suspension fork lockout / Bontrager AT-850 rims / Bontrager SSR stem / SRAM X4 rear derailleur & shifters

# MARLIN SINGLESPEED

Matte Metallic Black



## SPECIFICATIONS

- SIZES** 15.5, 17.5, 19, 21, 23"
- FRAME** Alpha Gold Aluminum, butted & hydroformed tubing, cold-forged dropouts & bottom bracket, G2 Geometry, sliding vertical dropouts
- FRONT SUSPENSION** SR Suntour XCM w/mechanical lockout, preload, custom G2 Geometry, 51mm offset, 100mm travel
- COLOR** Matte Metallic Black
- CASSETTE** 20T freewheel
- CRANK** Truvativ E400 1.1G, 32T
- PEDALS** Wellgo ATB, boron axle, alloy cage
- WHEELS** Formula DC20 alloy front hub, KT TB5R SS disc alloy rear hub; Bontrager AT-850 disc 29 32-hole rims
- TIRES** Bontrager 29-2, 29x2.1"
- SADDLE** Bontrager Evoke 1
- SEATPOST** Bontrager SSR, 27.2mm, 20mm offset
- HANDLEBAR** Bontrager Low Riser, 31.8mm, 5mm rise, 9 degree sweep
- STEM** Bontrager SSR, 25.4mm
- HEADSET** 1-1/8" threadless, semi-integrated, semi-cartridge bearings
- BRAKESET** Tektro Novela mechanical disc brakes, 6-bolt, 160mm rotors

## KEY FEATURES

- 29" wheels = better obstacle clearance, more momentum, greater stability
- G2 Geometry improves handling in all conditions, at all speeds
- Hydroformed Alpha Gold Aluminum tubing provides a stiffer, responsive ride
- Sliding vertical dropout allows QR wheels and quickly and effectively tensions the chain
- Extended sizing includes a 23" XXL size for tall riders



# WAHOO

Metallic Black



Matte True Blue

## SPECIFICATIONS

**SIZES** 15.5, 17.5, 19, 21, 23"

**FRAME** Alpha Gold Aluminum, butted & hydroformed tubing, cold-forged dropouts & bottom bracket, G2 Geometry

**FRONT SUSPENSION** SR Suntour XCT V3, preload, custom G2 Geometry, 51mm offset, 100mm travel

**COLOR** Metallic Black, Matte True Blue

**SHIFTERS** Shimano Altus, 8 speed

**FRONT DERAILLEUR** Shimano Altus

**REAR DERAILLEUR** Shimano Acera M360

**CASSETTE** Shimano HG31 11-34, 8 speed

**CRANK** Shimano TX M171, 42/34/24

**PEDALS** Wellgo ATB, boron axle, alloy cage

**WHEELS** Formula DC20 alloy front hub, Shimano

M475 alloy rear hub; Bontrager AT-550 disc 29 32-hole rims

**TIRES** Bontrager 29-2, 29x2.1"

**SADDLE** Bontrager Evoke 1

**SEATPOST** Bontrager SSR, 27.2mm, 20mm offset

**HANDLEBAR** Bontrager Low Riser, 31.8mm, 5mm rise, 9 degree sweep

**STEM** Bontrager Approved, 25.4mm

**HEADSET** 1-1/8" threadless, semi-integrated, semi-cartridge bearings

**BRAKESET** Tektro Novela mechanical disc brakes, 6-bolt, 160mm rotors

## KEY FEATURES

- 29" wheels = better obstacle clearance, more momentum, greater stability
- G2 Geometry improves handling in all conditions, at all speeds
- Hydroformed Alpha Gold Aluminum tubing provides a stiffer, responsive ride
- 100mm of suspension to get you over and through everything
- Extended sizing includes a 23" XXL size for tall riders

# / SKYE

## Fit for you, fit for the trail.

## / LINEUP

- < Skye SL Disc
- Skye SL
- Skye S
- Skye



## WHY SKYE

It's a true mountain bike, with disc brakes, a serious suspension fork, and aggressive tires—and a frame and components designed to fit a woman right, from the start.

## PROFILE

This bike knows what you need for a great trail ride, and it delivers. No skimping on performance, no skimping on fit.

## 1 COMFORT & CONTROL

Suspension fork with WSD Rider Right spring weight ensures a comfortable, controlled ride.

## 3 THE RIGHT FIT

Dedicated women's geometry gives you just the right fit, so you can ride your best.

## 2 TUNED FOR YOU

Women-specific components at critical touchpoints (saddle, bars, grips) take fit to the next level.

## 4 LIMITED LIFETIME WARRANTY

These bikes are built to last, and backed by Trek's limited lifetime warranty.



SKYE SL DISC / SKYE SL

Black Titanite

women’s specific design



White Shell

SPECIFICATIONS

<b>SIZES</b> 14, 16, 18”	<b>PEDALS</b> Wellgo alloy platform
<b>FRAME</b> WSD Alpha Gold Aluminum w/semi-integrated head tube, formed down tube w/integrated gusset, formed top tube, monostay seatstay, forged dropouts w/rack & fender mounts, replaceable derailleur hanger	<b>WHEELS</b> Formula DC20 alloy front hub, Shimano M475 alloy rear hub; Bontrager AT-850 disc 32-hole rims
<b>FRONT SUSPENSION</b> SR Suntour XCM w/30mm stanchions, coil spring & preload, hydraulic lockout, WSD Rider Right spring weight, 100mm travel (14”: 80mm travel)	<b>TIRES</b> Bontrager LT3, 26x2.0”
<b>COLOR</b> Black Titanite, White Shell (Skye SL only)	<b>SADDLE</b> Bontrager SSR WSD
<b>SHIFTERS</b> Shimano Acera M390, 9 speed	<b>SEATPOST</b> Bontrager SSR, 31.6mm, 20mm offset
<b>FRONT DERAILLEUR</b> Shimano Acera	<b>HANDLEBAR</b> Bontrager Low Riser, 25.4mm, 15mm rise, 9 degree sweep
<b>REAR DERAILLEUR</b> Shimano Acera M390	<b>STEM</b> Bontrager SSR, 25.4mm
<b>CASSETTE</b> Shimano HG20-9 11-34, 9 speed	<b>HEADSET</b> 1-1/8” threadless, semi-integrated, semi-cartridge bearings
<b>CRANK</b> Shimano Acera M391, 44/32/22	<b>BRAKESET</b> Tektro Women’s Draco hydraulic disc brakes w/160mm rotors, adjustable-reach levers (Skye SL Disc) / Tektro linear-pull brakes w/Tektro levers (Skye SL)

KEY FEATURES

- 24-speed Shimano drivetrain is lightweight, yet durable
- SR Suntour XCM 100mm suspension fork with Rider Right spring weight
- Alpha Gold Aluminum frame
- Bontrager SSR Saddle
- WSD: sized and spec’d to fit women

UPGRADES FROM SKYE S

Alpha Gold Aluminum frame / 100mm fork w/hydraulic lockout

SKYE S

Crystal Pearl White

women’s specific design



Satin Black

SPECIFICATIONS

<b>SIZES</b> Stagger 13, 16, 19.5”	<b>CRANK</b> Shimano TX M171, 42/34/24
<b>FRAME</b> WSD Alpha Silver Aluminum w/semi-integrated head tube, bi-oval down tube w/integrated gusset, rack & fender mounts, disc compatible dropouts, replaceable derailleur hanger	<b>PEDALS</b> Wellgo nylon platform
<b>FRONT SUSPENSION</b> SR Suntour XCT w/coil spring & preload, WSD Rider Right spring weight, 80mm travel	<b>WHEELS</b> Formula FM21 alloy front hub, FM31 alloy rear hub; Bontrager 550 36-hole rims w/machined sidewalls
<b>COLOR</b> Crystal Pearl White, Satin Black	<b>TIRES</b> Bontrager LT3, 26x2.0”
<b>SHIFTERS</b> Shimano EF51, 8 speed	<b>SADDLE</b> Bontrager SSR WSD
<b>FRONT DERAILLEUR</b> Shimano Altus	<b>SEATPOST</b> Bontrager SSR, 31.6mm, 20mm offset
<b>REAR DERAILLEUR</b> Shimano Acera M360	<b>HANDLEBAR</b> Bontrager Riser, 25.4mm, 30mm rise
<b>CASSETTE</b> Shimano HG31 11-32, 8 speed	<b>STEM</b> Bontrager Forged, 25.4mm
	<b>HEADSET</b> 1-1/8” threadless
	<b>BRAKESET</b> Tektro linear-pull brakes w/Shimano EF51 adjustable-reach levers

KEY FEATURES

- 24-speed Shimano drivetrain is lightweight, yet durable
- 80mm suspension fork with WSD Rider Right spring weight
- WSD: sized and spec’d to fit women

UPGRADES FROM SKYE

24-speed drivetrain / SR Suntour 80mm fork



SKYE

Seafoam

women’s specific design

TRAIL  
READY



Gloss Platinum

SPECIFICATIONS

**SIZES** Stagger 13, 16, 19.5"

**FRAME** WSD Alpha Silver Aluminum w/externally relieved head tube, bi-axial down tube, disc compatible dropouts, replaceable derailleur hanger

**FRONT SUSPENSION** SR Suntour M-2025 w/coil spring, 63mm travel

**COLOR** Gloss Platinum, Seafoam

**SHIFTERS** Shimano Revo, 7-speed twist

**FRONT DERAILLEUR** Shimano TX

**REAR DERAILLEUR** Shimano TX35

**CASSETTE** Shimano TZ31 14-34, 7 speed

**CRANK** Shimano TX M131, 48/38/28

**PEDALS** Wellgo nylon platform

**WHEELS** Formula FM21 alloy front hub, FM31 alloy rear hub; Bontrager 550 36-hole rims w/machined sidewalls

**TIRES** Bontrager LT3, 26x2.0"

**SADDLE** Bontrager SSR WSD

**SEATPOST** Bontrager SSR, 31.6mm, 20mm offset

**HANDLEBAR** Bontrager Riser, 25.4mm, 30mm rise

**STEM** Bontrager Forged, 25.4mm

**HEADSET** 1-1/8" threadless

**BRAKESET** Tektro linear-pull brakes w/Tektro adjustable-reach levers

KEY FEATURES

- 21-speed Shimano drivetrain is proven and durable
- 63mm suspension fork takes the edge off bumps
- Easy gearing range makes this useable around town
- WSD: sized and spec'd to fit women

UPGRADES FROM 820 WSD  
Alpha Silver Aluminum

/ 820  
Hello, trail.

/ LINEUP

< 820  
820 WSD



WHY 820

Our entry-level mountain bike is a versatile step in the mountain direction, equally suited to beginner trails and potholed city streets.

PROFILE

If you’ve heard the call of the trail but aren’t ready to commit to the MTB life, 820 is the perfect way to get your feet dirty.

1 ENTRY-LEVEL PRICE

Trek-tough construction and quality components make 820 a fantastic entry-level value.

2 SUSPENSION FORK

63mm fork offers plenty of give for light trail riding, but is still efficient enough to eat up the pavement.

3 ON- AND OFF-ROAD VERSATILITY

Knobby tires, suspension fork, and a rugged steel frame are ready to take on rough pavement, light trails, or both.

4 WSD OPTION

WSD considers your bike as a complete system, from frame geometry to gearing to the many touchpoints that determine the fit and feel of your ride.