

TREK
WWW.TREKBIKES.COM

ALLSPORT/Tom Able Green



Lance Armstrong
1999 Tour de France
Champion

REAL BIKES. REAL PEOPLE.



Real bikes. Real people. It's what we do. And who we are. It's been that way since 1976. Today you see it in the pride of Trek employees. The passion of Trek pro racers, like '99 Tour de France winner Lance Armstrong and NORBA national champion Travis Brown. The loyalty of Trek customers. The inspiration behind innovative designs that use the latest technology. And our dedication to creating real bikes for real people. Like you.



Five steps to finding the perfect bike.

- 1 Decide how you want to ride.**
There are different bikes for different types of riding. Finding the right bike for you starts with choosing the riding category that best suits your style.
- 2 Choose the frame that's right for you.**
About 70% of how a bike rides is determined by the frame. Because the material a frame's made of, how it's designed and how it's crafted impacts efficiency, comfort and handling.
- 3 Check the specs.**
After the frame, the wheels, suspension and drivetrain components, in that order, have the most effect on how a bike rides and performs.
- 4 Get the right fit.**
Take time with your dealer to make sure the bike you select is the right size and is properly adjusted to give you maximum performance and comfort.
- 5 Select the right accessories.**
The right accessories, along with the right bike, make cycling safe and fun.

The Mountain, Road and City & Bike Path bike categories are organized by skill level to help you start your search in the right spot:

PRO LEVEL

- Pro level bikes have the best frames, materials and components out there. Top shelf, stem to stays. But you don't have to be a pro to ride - and love - one.

COMPETITION LEVEL

- Competition level bikes have many of the same features of Pro level bikes, minus the higher price tag.

RECREATION LEVEL

- Recreation level bikes are for the rider who wants a quality, reliable bike loaded with added comfort features.

I love to ride my bike.

- Chad Bailey,
Somewhere in Utah.



RIDING CATEGORIES

- 8 MOUNTAIN** Mountain bikes lay a world of riding experiences at your feet. Downhill bombing. Cross country racing. Cruising the campus. Riding on rail-trails. Which path will you choose?
FULL SUSPENSION | 14 HARDTAIL | 22
- 38 ROAD** Proven in the Tour de France, Road bikes answer the call of the open road - or off road, in the case of the new cyclocross bike. Also new this year - the Hilo triathlon bikes. Sprint past your personal best, or pace yourself over a week in the country. Here's where you'll find your ride.
PERFORMANCE | 43 TOURING | 69
- 70 CITY & BIKE PATH** City & Bike Path bikes add comfort and fun to commutes, morning workouts, shopping trips, or weekends with friends and family. They're all-purpose rides that anyone can enjoy.
HYBRID | 72 COMFORT | 80 CRUISER | 83
- 50 BMX** BMX bikes have a style all their own. No matter if your operation is dirt, air or concrete, there's a Trek BMX bike ready to hit it hard.
- 58 KIDS** Kids bikes get young riders started on a lifetime of cycling fun. Built with the same quality and attention to detail as Trek adult bikes, they teach proper riding techniques safely and comfortably.

IN DEPTH: TECH

MOUNTAIN TECH

- 11 SOFT TAIL PRO:** The lightest, fastest full suspension racer. Period.
- 16 VARIABLE RATE SUSPENSION:** Full suspension that feels right anywhere.
- 19 OCLV HC CARBON RACE:** Feed your need for strength and speed.
- 24 ALPHA ALUMINUM RACE:** Superlight and race-ready.
- 27 WOMEN'S SPECIFIC DESIGN:** We've closed the gap between women cyclists and performance mountain bikes.

ROAD TECH

- 40 OCLV CARBON RACE:** Ride the real thing.
- 46 ALPHA ALUMINUM RACE:** Aluminum that goes off the front or around the world.
- 60 WOMEN'S SPECIFIC DESIGN:** The shortest distance between you and ultimate road performance.

CITY & BIKE PATH TECH

- 71 HYBRID:** Great bikes for work and play.
- 80 COMFORT:** For fun rides that won't numb your brain - or your butt.

IN DEPTH: FINDING YOUR PERFECT BIKE

- 6 FRAME MATERIALS** Find the Trek frame material that meets your performance, weight and quality requirements.
- 84 GEOMETRIES** Explore the angles and distances that make up a Mountain, Road or City & Bike Path frame size and style.
- 86 SPECIFICATIONS** Get all the details on the 2000 Trek bike line, including framesets, wheels, cockpit components, drivetrains and more.
- 92 ACCESSORIES** Here's where you'll find the things that make any ride safer and more comfortable, from the essentials to the nice-to-haves.

GET TO THE HEART OF YOUR RIDE.

Most of your bike's ride comes from the frame. That's why Trek devotes so much time and energy to developing new frame designs. Working out of Waterloo, Wisconsin - in the most sophisticated bicycle manufacturing facility in the world - we study the features that make a great frame: light weight for efficiency, stiffness for speed, shock absorbency for comfort.

Then we apply our experience, industry knowledge and advanced engineering techniques to create patented, innovative designs that bring those features to life. The result is a complete line of frame styles, from race to recreation.

Which frame's right for you?

OCLEV® carbon:

Trek pioneered using this aerospace material in bike frames. Today we've taken it a step further, testing the material at the highest level in the Tour de France and introducing the revolutionary Honeycomb Nomax® material. The strength-to-weight ratios of OCLV blow away any other frame material.

OCLEV® HC (Optimum Compaction Low Void Honeycomb)

The world's lightest, strongest frame material. | Stronger than steel, lighter than titanium. | The perfect blend of 65% fiber and 35% epoxy with less than 1% voids. | A stiff Honeycomb of Nomax® between carbon skins. | Computer assisted strength specific design. | Alpha aluminum disc drive chainstays. | Handmade in the USA.

MOUNTAIN | 9.9 Pro • 9.8 Elite

3.0 LBS

OCLEV® (Optimum Compaction Low Void)

The world's lightest, strongest frame. | Stronger than steel, lighter than titanium. | Proven in the Tour de France. | The perfect blend of 65% fiber and 35% epoxy with less than 1% voids. | Computer assisted strength specific design. | Handmade in the USA.

MOUNTAIN | STP 400 • STP 300 • STP 200
ROAD | 5500 • 5200
ROAD | Y Foil frameset

3.6 LBS
2.44 LBS
3.6 LBS

Alpha® aluminum:

Trek Alpha aluminum has revolutionized aluminum at all levels of performance. From high-end Alpha SLR racing frames to value-added Alpha comfort frames, Alpha aluminum bikes are engineered and hand-built by the world's finest craftsmen.

Alpha® SLR (Superlight Race)

Double-butted, seamless drawn tubing in a race design. | Custom butted headtubes. | 3-D forged wishbone monostay. | Stiff, powerful, elliptical chainstays. | Replaceable derailleur hanger. | Handmade in the USA.

MOUNTAIN | 8500 • 8500 LT • 8000 • 8000 LT • 8000 WSD
ROAD | 2300 • 2300 WSD • Hilo 2000 • Hilo 1000

3.4 LBS
2.9 LBS

Alpha® SL (Superlight)

Double-butted, seamless drawn tubing. | Custom butted headtubes. | 3-D forged wishbone monostay. | Stiff powerful, elliptical chainstays. | Replaceable derailleur hanger. | Handmade in the USA.

ROAD | 2200 • 2200 WSD • 2000 • 2000 WSD • 1200 • X0 1

2.9 LBS

Alpha® FS (Full Suspension)

Oversized, ovalized downtube. | Laser mitered and TIG welded. | Reinforced gusseted seat tube, head tube and swingarm. | Custom butted headtubes. | Disc drive chainstays. | Replaceable derailleur hanger. | Handmade in the USA.

MOUNTAIN | VRX 400 • VRX 300 • VRX 200 (mainframe only)
MOUNTAIN | Y3 (mainframe only)

3.38 LBS
2.92 LBS

Alpha® ZX (Zero Excess)

Seamless drawn tubing with a superior strength-to-weight ratio. | Custom butted headtubes. | 3-D forged Wishbone monostay. | Stiff, powerful, elliptical chainstays. | Replaceable derailleur hanger. | Handmade in the USA (Mountain).

MOUNTAIN | 7000 • 6500 • 6500 WSD
CITY & BIKE PATH | 7700 • 7600 • 7500

3.63 LBS
3.63 LBS

Alpha®

The lightness of Alpha aluminum. | TIG welded. | Oversized aero power tubes. | Wishbone monostay (Mountain, City & Bike Path).

MOUNTAIN | 6000 • 6000 WSD • 4500 • 4300
ROAD | 1000 • 540
CITY & BIKE PATH | 7300 • 7200 • Navigator 400 • Navigator 300 • Navigator 200

4.2 LBS
3.1 LBS
4.2 LBS

Trek steel:

Steel's where we started. And where we continue to excel over the rest of the industry, with innovations that maximize steel's shock absorbency and minimize weight while maintaining its value.

Trek Cro-Moly

High-grade, Trek-engineered, butted Cro-Moly steel. | Excellent shock absorption. | Highest price-to-performance ratio of all the Trek bikes.

MOUNTAIN | 820 • 800
MOUNTAIN | 800 Sport
ROAD | 520
CITY & BIKE PATH | 720 • 700

4.6 LBS
5.0 LBS
4.3 LBS
5.0 LBS

Trek High Tensile Steel

Quality engineered grade steel. | Value material. | Durable and shock absorbing.

CITY & BIKE PATH | Town & Country • Calypso • Cruiser Classic

5.0+ LBS



CARBON
ALUMINUM
STEEL



All Trek frames come with a limited lifetime warranty.



TREK SOFT TAIL PRO™ (STP) FULL SUSPENSION RACE BIKES ARE THE LIGHTEST YOU CAN RIDE.

- ▶ Optimum Compaction Low Void (OCLV) carbon fiber, molded and bonded into a lightweight, 3.6-pound, true double diamond frame.
- ▶ OCLV's infinite fatigue life and the frame's warranty ensure a lifetime of racing performance.
- ▶ OCLV's directional properties create a rear triangle that's vertically responsive and laterally stiff.
- ▶ The compliant rear triangle has an air shock with 1.25" of adjustable travel instead of a monostay, creating a pivotless rear suspension that takes the edge off rough singletrack.
- ▶ The Trek Pro Geometry gives you balance and control at race speed.



XC FULL SUSPENSION

STP 400™

The lightest full suspension bike available anywhere.

- ▶ The OCLV Soft Tail Pro carbon frame, handbuilt in the U.S., is a proven Pro World Cup winner.
- ▶ The simple STP pivotless rear suspension takes the edge off and puts the power on.
- ▶ The durable, lightweight Rolf Propel paired spoke wheelset is the pros' weapon of choice.
- ▶ The Rock Shox SID Racelite 63mm fork and SID Adjust 1.25" rear air shock are dialed for XC racing.
- ▶ Shimano XTR crank and 9-speed derailleurs.

PRO COMP REC

FRAMESET AVAILABLE AS SHOWN



XC FULL SUSPENSION

STP 300™

The full suspension bike that will beat your current hardtail.

- ▶ The OCLV Soft Tail Pro carbon frame, handbuilt in the U.S., is a proven Pro World Cup winner.
- ▶ The simple STP pivotless rear suspension takes the edge off and puts the power on.
- ▶ The Rolf Urraco wheelset is patented, paired-spoke and speed-guaranteed.
- ▶ The Rock Shox SID XC 80mm fork and SID Adjust 1.25" rear air shock are dialed for XC racing.
- ▶ ICON Graphite crank and Shimano XT/XTR 9-speed derailleurs.

PRO COMP REC



XC FULL SUSPENSION

STP 200™

Soft Tail Pro power to the pedal.

- ▶ The OCLV Soft Tail Pro carbon frame, handbuilt in the U.S., is a proven Pro World Cup winner.
- ▶ The simple STP pivotless rear suspension takes the edge off and puts the power on.
- ▶ The Rolf Dolomite wheelset drops spoke count and weight without sacrificing strength or durability.
- ▶ The Rock Shox Judy Race 80mm fork and SID Adjust 1.25" rear air shock are dialed for XC racing.
- ▶ ICON Graphite crank and Shimano LX/XT 9-speed derailleurs.

PRO COMP REC

VRX

Full suspension that feels right anywhere.

VRX (Variable Rate Suspension) proves that full suspension really can be a fun, all-purpose ride. Maybe even the best ride you've ever had. The keys? A new, lighter design. A redesigned **Fully Independent Linkage (F.I.L.)** bar. And a single pivot, cantilever swingarm.

F.I.L. varies the rear shock's leverage ratio as your terrain changes, so travel begins supple and plush, but ramps up quick on big hits to give you a non-bottoming-out range. F.I.L. also provides the connection between the lightweight air shock and swingarm, enhancing the travel of the rear shock while absorbing the loads and stresses that cut short shock life. And because F.I.L.'s independent of the rear wheel, there's no interference with tracking.

VRX also comes in a **Long Travel version** - all the beauty of VRX plus the bonus of bomber spec. Now you can blow your mind on a downhill run, and still have some left for fun at the bottom.

Pro Geometry: The ride is balanced and responsive at high speeds.

The redesigned F.I.L. bar and rear, adjustable air shock let you dial your travel to match the day's environment. The new rear suspension system also helps the VRX bike shed two pounds.

A bombproof Alpha FS aluminum frame.

The large single pivot and oversized, extruded truss-reinforced, Alpha aluminum swingarm keep the rear wheel tracking in all conditions.



XC FULL SUSPENSION

VRX 300™

The best all-around full suspension bike on the market.

- The Alpha FS aluminum frame, handbuilt in the U.S., is gusseted, oversized and bombproof.
- The Fully Independent Linkage (F.I.L.) bar varies the rate of the rear shock - it starts supple, but ramps up on big hits so you don't bottom out.
- F.I.L. has two shock positions (all conditions and cross country) to let you dial in the ride.
- The Rolf Dolomite wheelset drops spoke count and weight without sacrificing strength or durability.
- The Manitou SX 80mm fork and Cane Creek air shock with up to 5" of rear wheel travel are tuned for all-around cross country rides.
- ICON Graphite crank and Shimano LX/XT 9-speed derailleurs.

PRO COMP REC



LONG TRAVEL FULL SUSPENSION

VRX 400™

A long travel big hitter.

- The Alpha FS aluminum frame, handbuilt in the U.S., is welded and gusseted for a bombproof design.
- The Fully Independent Linkage (F.I.L.) bar varies the rate of the rear shock - it starts supple, but ramps up on big hits so you don't bottom out.
- F.I.L. has two shock positions to let you dial in the ride.
- The Bontrager Corvair machined rims and Jones tires are designed by Keith Bontrager for all-around cross country use.
- The Marzocchi Z.3 Flylight 100mm fork and Fox Vanilla coil shock with up to 5" of rear wheel travel eat up big stuff.
- ICON Onyx crank and Shimano LX/XT 9-speed derailleurs.

PRO COMP REC

FRAMESET AVAILABLE



XC FULL SUSPENSION

VRX 200™

Ride long, ride hard in all conditions.

- The Alpha FS aluminum frame, handbuilt in the U.S., is gusseted, oversized and bombproof.
- The Fully Independent Linkage (F.I.L.) bar varies the rate of the rear shock - it starts supple, but ramps up on big hits so you don't bottom out.
- F.I.L. has two shock positions (all conditions and cross country) to let you dial in the ride.
- The Rolf Satellite paired spoke wheelset is fast and durable.
- The Rock Shox Judy XC 80mm fork and Cane Creek air shock with up to 5" of rear wheel travel are tuned for all-around cross country rides.
- ICON Obsidian crank and Shimano LX/XT 9-speed derailleurs.

PRO COMPETITION REC




XC FULL SUSPENSION

Y3™

The proven, full suspension comfort ride.

- An Alpha FS aluminum frame, handbuilt in the U.S., in the proven Y Bike® design.
- The Bontrager Corvair machined rims and Jones tires are designed by Keith Bontrager for all-around cross country use.
- The Rock Shox Jett 65mm fork and Fox Vanilla coil rear shock with 1.5" stroke smooth out the trail.
- Shimano Acera crank and Alivio/LX 8-speed derailleurs.

PRO COMPETITION REC



TRAVIS BROWN AND LANCE ARMSTRONG: NORBA Finals, Mount Snow, VT

You da man!

Ten years. Numerous race wins. Overall top ten finishes. But in 1999, Trek/VW pro and fan favorite Travis Brown's wish came true: he stood atop the podium, wearing the NORBA National Champion's gray jersey. "Winning the national title, it's been a long time coming," said Travis. "Today's accomplishment is one of the biggest in my life." Isn't it good to know that nice guys can finish first?

<http://www.trekbikes.com/teams/>



XC HARDTAIL

Elite 9.8™

OCLV HC racer rockstar without the rockstar tag.

- ▶ The OCLV HC carbon frame, handbuilt in the U.S., increases overall riding performance and durability in a sweet, lightweight package.
- ▶ Alpha aluminum chainstays provide extra strength and are disc brake compatible.
- ▶ The Rolf Dolomite wheelset drops spoke count and weight without sacrificing strength or durability.
- ▶ The Rock Shox SID SL 80mm fork is tuned for XC racing.
- ▶ ICON Graphite crank and Shimano LX/XT 9-speed derailleurs.

PRO COMP REC



XC HARDTAIL

Pro 9.9™

The ultimate racing hardtail – the chariot of Trek/VW Pro and '99 NORBA national champion Travis Brown.

- ▶ The new OCLV HC carbon frame, handbuilt in the U.S., increases overall riding performance and durability in a sweet, lightweight package.
- ▶ Alpha aluminum chainstays provide extra strength and are disc brake compatible.
- ▶ The durable, lightweight Rolf Propel paired spoke wheelset is the pros' weapon of choice.
- ▶ The Rock Shox SID Racelite 63mm fork is tuned for XC racing.
- ▶ Shimano XTR crank and 9-speed derailleurs.

PRO COMP REC

FRAMESET AVAILABLE AS SHOWN



Pro 9.9 shown from top



ALPHA CUSTOM ALUMINUM **SLR**

Superlight and race-ready.

MATERIAL AND DESIGN COME TOGETHER IN A WINNING FRAME. SLR is not just another frame designation. It's our revolutionary Alpha Superlight Race frame - 3.4 pounds of pure power that devours courses and other racers. "R" is also our new pro geometry, and it stands for race. Or rip it up, rocket fast, and ready for the podium. Put them together, and you get one high speed, impact resistant, downright nasty acronym. Alpha SLR comes in two versions - light-and-fast racing or big-hit long travel.

The bolt-on hanger is tops in ruggedness and durability, and easy to replace if you trash it.

We fabricate and draw Alpha SLR tubes that have superior grain structures.

Together the 3-D forged wishbone monostay and shorter seatstays eliminate brake flex, and keep the rear end unbelievably stiff on the harshest sprints and climbs.

Double butting our tubes makes them stiff and strong where it counts, thin and light everywhere else.

The custom butted head tube and its beautiful welds can take the ugliest beatings.

The beefy, elliptical chainstays efficiently transfer power from the cranks to the rear wheel, and are disc brake compatible.

The 31.6mm diameter seatpost is light and adds stiffness.

The front gusset withstands the kind of frontal impact that ordinarily calls for thick, heavy tubing. But this is no ordinary frame.

PRO RACE GEOMETRY FEATURES

The front wheel's pushed further ahead to get your body in race mode.

Your shoulders stay over the frame centerline, so the bike's more balanced when you're trying to hold your line.

The shorter stem and longer top tube put control of the bike in your hands instead of your shoulders so you descend and climb with no compromise.

You spend more time in the saddle so you're in a better position to keep the power flowing.



XC HARDTAIL

8000™

Light and fast - this baby's built to be raced.

- The Alpha SLR, double-butted aluminum frame, handbuilt in the U.S., is race light and ready.
- The Rolf Satellite paired spoke wheelset is a durable, lightweight design.
- The Rock Shox Judy Race 80mm fork is tuned for speed.
- ICON Graphite crank and Shimano LX/XT 9-speed derailleurs.

PRO COMP REC



LONG TRAVEL HARDTAIL

8000 LT™

Long travel - for the way you really want to ride.

- An Alpha SLR, double-butted aluminum race frame, handbuilt in the U.S., with a dual disc, hi rise, long travel groove.
- The Bontrager Corvair machined rims and Jones tires are designed by Keith Bontrager for all-around cross country use.
- The Rock Shox Judy Race 100mm fork and Tamer suspension seatpost tackle anything you put in front of them.
- ICON Graphite crank and Shimano LX/XT 9-speed derailleurs.

PRO COMP REC



XC HARDTAIL

8500™

A top-of-the-line, full-blown Alpha SLR aluminum race machine - raced by the Trek/VW Pro and Factory teams.

- The Alpha SLR, double-butted aluminum frame, handbuilt in the U.S., is race light and ready.
- The Rolf Dolomite wheelset drops spoke count and weight without sacrificing strength or durability.
- A Rock Shox SID XC 80mm race fork - why try to run a race on one leg when you can have two?
- ICON Graphite crank and Shimano XT/XTR 9-speed derailleurs.

PRO COMP REC

FRAMESET AVAILABLE AS SHOWN



LONG TRAVEL HARDTAIL

8500 LT™

We have seen the future of mountain biking - it looks something like this.

- An Alpha SLR, double-butted aluminum race frame, handbuilt in the U.S., with a dual disc, hi rise, long travel groove.
- The Rolf Dolomite Disc wheelset and Hayes disc brakes combine speed and superior stopping power.
- The Marzocchi Z.3 Flylight 100 100mm fork and Rock Shox suspension seatpost add big hit plush.
- ICON Graphite crank and Shimano LX/XTR 9-speed derailleurs.

PRO COMP REC



KRISTA SCHNEIDER, ANNE DOCTER & FRIENDS: Somewhere near the Kettles

Out with the grrrls.

Krista (in blue) is a mountain biker. Anne (in green) prefers the open road. But the Trek sales rep and Trek clothing product manager agree that a Women's Specific Design bike fits like no other. Krista and Anne should know, because they - and other female cyclists from around the world - talked with Trek engineers. Told them what it would take to give women the ideal blend of performance and comfort. The engineers listened, and came back with the solution: WSD.

<http://www.trekbikes.com/wsd/>

WSD
women's SPECIFIC DESIGN

A TREK WSD IS THE MOUNTAIN BIKE UNIQUELY ENGINEERED TO FIT A WOMAN'S BODY.

- Modified tube lengths and angles for stability and comfort.
- A custom-tuned suspension fork that's active for smaller, lighter riders.
- Specially selected components, including shorter cranks, narrower bars, thinner grips and short reach brake levers, for better performance.



XC HARDTAIL

8000 WSD™

The high performance race ride for women.

- The Alpha SLR aluminum frame, handbuilt in the U.S., is race light and ready.
- The custom WSD frame design and specially spec'ed components address key performance and comfort issues for women.
- The Rolf Satellite paired spoke wheelset is light, stiff and fast.
- The Rock Shox Judy Race 80mm fork is custom tuned for smaller, lighter riders.
- ICON Graphite crank and Shimano LX/XT 9-speed derailleurs.

PRO COMP REC



XC HARDTAIL

6500 WSD™

WSD loves dirt.

- The Alpha ZX aluminum frame, handbuilt in the U.S., uses zero excess material for less weight and full durability.
- The custom WSD frame design and specially spec'ed components address key performance and comfort issues for women.
- The Bontrager Corvair rims and Jones tires are designed by Keith Bontrager for all-around cross country use.
- The Rock Shox Judy XC 63mm fork is custom tuned for smaller, lighter riders.
- ICON Obsidian crank and Shimano Deore/LX 9-speed derailleurs.

PRO COMPETITION REC




XC HARDTAIL

6000 WSD™

Why settle for a man's bike that doesn't fit? WSD is it.

- The Alpha aluminum frame is strong, durable and light.
- The custom WSD frame design and specially spec'ed components address key performance and comfort issues for women.
- The Bontrager Corvair rims and Jones tires are designed by Keith Bontrager for all-around cross country use.
- The Manitou Magnum 80mm fork is custom tuned for smaller, lighter riders.
- Shimano Acera crank and Acera/LX 8-speed derailleurs.

PRO COMPETITION REC



CHRIS EATOUGH: Trek/VW East Coast Factory Team | Canaan, WV

Sleep or win? They'll take the win.

The 24 Hours Of Canaan. It's Woodstock meets Le Mans. Organized race teams and loosely-allied beer buddies alike descend on a makeshift tent city outside of Davis, West Virginia to compete in one of mountain biking's most challenging races. The race starts at noon on Saturday, and for the next 24 hours riders try to complete as many laps as they can. They eat on the fly, or wait until the lap's done - if they don't collapse from exhaustion first. They ride all night, praying their lights don't fail. They ride all morning, praying their bodies don't fail.

In '99, Chris and his teammates Sue Haywood, Katie Compton and David Duvall won the Pro class race - the second straight for the Trek/VW East Coast Factory team - in a record 21 laps. That's about six hours of saddle time for each. They've earned the rest.

<http://www.trekbikes.com/vw/>



Also available in Metal Flake Yellow with Cobalt decals



XC HARDTAIL

7000™

Sweet, Alpha ZX privateer racer.

- The Alpha ZX aluminum frame, handbuilt in the U.S., uses zero excess material for less weight and full durability.
- The Bontrager Superstock wheels have precision machined sidewalls for smooth braking.
- The Manitou SX 80mm fork tames the trail.
- ICON Onyx crank and Shimano LX/XT 9-speed derailleurs.

PRO COMPETITION REC



Also available in Gloss Black with Red decals



XC HARDTAIL

6500™

A 9-speed Alpha ZX aluminum hot rod.

- The Alpha ZX aluminum frame, handbuilt in the U.S., uses zero excess material for less weight and full durability.
- The Bontrager Corvair machined rims and Jones tires are designed by Keith Bontrager for all-around cross country use.
- The Rock Shox Judy XC 63mm fork tames the trail.
- ICON Obsidian crank and Shimano Deore/LX 9-speed derailleurs.

PRO COMPETITION REC



Also available in Titanium with Red decals



XC HARDTAIL

6000™

A serious hardtail mountain bike without a serious price.

- The Alpha aluminum frame is strong, durable and light.
- The Bontrager Corvair machined rims and Jones tires are designed by Keith Bontrager for all-around cross country use.
- The Manitou Magnum 80mm fork smooths trails and rough paths.
- Shimano Acera crank and Acera/LX 8-speed derailleurs.

PRO COMPETITION REC



XC HARDTAIL

4500™

A plush front shock is the only shock that comes with this beautifully priced Alpha aluminum hardtail.

- ▶ The Alpha aluminum frame is strong, durable and light.
- ▶ The alloy rims and Bontrager Jones tires perform well on mountain trails – climb and descend with confidence.
- ▶ The Rock Shox Jett 65mm travel fork softens the terrain.
- ▶ Shimano Altus crank and Altus/Alivio 8-speed derailleurs.

PRO COMP RECREATION

Also available in
Bell Burnished with
Black decals



XC HARDTAIL


4300™

Fall in love with the light weight of Alpha aluminum.

- ▶ The Alpha aluminum frame is strong, durable and light.
- ▶ The alloy rims and Trek Connection tires perform well on trails and pavement.
- ▶ The lightweight Cro-Moly fork cuts road and path vibration.
- ▶ Shimano Altus crank and Altus/Alivio 8-speed derailleurs.

PRO COMP RECREATION

Also available in
Inkwell with
Silver decals



KEN WHELPDALE (right) & STEVE TOLO: Trek Tech Support | Austin, TX

Taking it to the streets.

The Trek/VW Demo Tour. It's about guys hauling a truckload of Trek bikes to some of America's most popular cycling spots. Giving people of all ages and skill levels a chance to get on a new Trek mountain or road bike, take it through its paces, and find out for themselves how investing in the right bike makes the ride better. Ken, Steve and the rest of the tech support group travel the entire country, hitting 80 to 85 events a year. About half are on the Demo Tour. The rest are at fun rides, where the guys get to flex their wrench muscle and keep the participants riding.

Check the Trek website to see when the Trek Demo Tour's stopping in your town.

<http://www.trekbikes.com/demo/>

JUSTON HUFFMAN: College Student | Hood River, OR

Making the grade.

Juston's one busy 20-year-old. When he's not on campus, he manages one of the hottest coffee shops in town. Good thing he's got the right escape pod – namely a Trek Mountain bike. It takes him to some awesome trails and paths. And far away from the world of lecture halls and espresso machines.

<http://www.trekbikes.com/bikes/>



Also available in Rainforest with Gold decals

XC HARDTAIL

820™

The economical, all-terrain ride.

- ▶ The Trek butted Cro-Moly mainframe creates a combination of lightness and strength, plus a lively, shock-absorbing ride.
- ▶ The alloy rims and mixed tread tires ride well on dirt, trails and pavement.
- ▶ The SYNC 63mm travel fork smoothes out bumpy riding surfaces.
- ▶ Shimano Altus crank and Altus/Acera 7-speed derailleurs.

PRO COMP RECREATION



Also available in Pearl White/Team Blue with White decals

XC HARDTAIL

800™

Move up to more Trek Cro-Moly steel performance.

- ▶ The Trek butted Cro-Moly mainframe creates a combination of lightness and strength, plus a lively, shock-absorbing ride.
- ▶ The alloy rims and mixed tread tires ride well on dirt and pavement.
- ▶ The lightweight Cro-Moly fork cuts road and path vibration.
- ▶ Shimano Acera crank and Shimano Altus/GripShift ESP 5.0 8-speed derailleurs.

PRO COMP RECREATION



Also available in Blackberry with Gold decals



Also available in Gloss Black with Red decals

XC HARDTAIL


800 Sport™

This is our first lure to get you away from the TV and onto the road of life.

- ▶ The rugged Trek Cro-Moly and steel construction helps absorb shock.
- ▶ The alloy rims and mixed tread tires ride well on dirt and pavement.
- ▶ The steel fork cuts road and path vibration.
- ▶ Shimano Tourney TY30 crank and Tourney/Acera 7-speed derailleurs.

PRO COMP RECREATION





What's a win if you can't share it with friends?

The USPS Pro Cycling Team leads Lance Armstrong to victory in the 1999 Tour de France.



USPS PRO CYCLING TEAM

PERFORMANCE
TOURING



PERFORMANCE

- 43-49 **Performance**
Designed light and maneuverable for quicker handling, better cornering and rocket-fast sprinting on road rides and in races. It's what Lance Armstrong rode to victory in the 1999 Tour de France.
- 62-63 **Women's Specific Design**
Designed for women cyclists who want better road performance in a frame engineered to a woman's unique physiology.
- 65 **Tri**
Designed for triathlons, where lightweight, aerodynamic and comfortable frames are essential to staying competitive.
- 66 **Cyclocross**
Designed for all-purpose riding, from cyclocross races to urban commutes and everything in between.

TOURING

- 69 **Loaded Touring**
Designed for hauling a rider and heavy, gear-filled panniers over long distances.
- 69 **Recumbent**
Designed for riders looking for a different view on cycling. Their sit-back-and-enjoy-the-ride design adds comfort and endurance.

IN DEPTH: ROAD TECH

- 40 **OCLV Carbon Race:**
Ride the real thing.
- 46 **Alpha Aluminum Race:**
Aluminum that goes off the front or around the world.
- 60 **Women's Specific Design:**
The shortest distance between you and ultimate road performance.

OCLV
CARBON

Ride the real thing – Lance Armstrong's Tour de France-winning OCLV carbon bike.

No other material rides like carbon. And no other carbon rides like **Optimum Compaction Low Void (OCLV)** carbon. 1999 Tour de France winner Lance Armstrong and the rest of the Postal boys agree. The USPS Pro Cycling team spent three Tour de France campaigns on stock production Trek OCLV frames. Simply the praises of lightweight climbs, stiff sprints, and Tour-winning endurance. Just ask Lance, George, Frankie, Tyler, Kevin, Christian, Pascal, Peter, and Jonathan.

A 2.44 lb OCLV carbon frame – the lightest production road frame in the world.

ICON Air Rail OCLV carbon fork is light, stiff and aerodynamic.

Pro Geometry Feature: The top tube's long for even weight distribution.

Pro Geometry Feature: The seat tube angle and chainstay length are ideal for smooth, strong strokes.

Pro Geometry Feature: The bottom bracket's position gives you great clearance through turns.

The stiff bottom bracket means nothing's lost in the transmission of pedal power to attack speed.

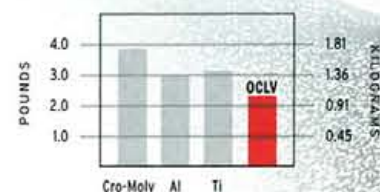
Optimum Compaction is the process of compacting a perfect blend of 65% carbon fiber with 35% thermoset epoxy matrix.

Low Void is the resulting minimization of air pockets to a level below 1% voids, which is on par with aerospace standards for jet fighter wings.

OCLV uses custom multi-directional layering techniques. We pinpoint specific stress areas and apply reinforcements precisely where needed. Higher ultimate strength without using excess carbon.

Full Comfort: OCLV's unique design and natural properties are dialed for comfort over the long haul. Great for centuries or winning the Tour de France.

► OCLV carbon is the lightest production road frame you can ride. It weighs only 2.44 pounds – including paint!



JULIEN de VRIES: Head Mechanic, USPS Pro Cycling Team | Tour de France

The wrench that wins the race.

Julien is a renowned mechanic. He's tuned and repaired bikes for cycling legends like Merckx, LeMond, and now Armstrong. He's race proven, just like his team's OCLV carbon bikes – which he's still amazed have performed so well with production frames, not the custom frames he's worked on for other teams.

<http://www.trekbikes.com/usps/>

WATCH FOR THE USPS TEAM AND THEIR OCLV STOCK PRODUCTION BIKES AT THE 87TH TOUR. SEE HOW YELLOW COMPLEMENTS POSTAL BLUE – AGAIN.

UNITED STATES POSTAL SERVICE
Pro Cycling Team

ROAD } 41



LANCE ARMSTRONG: Stage 9: Le Grand Bornand/Sestrières

He Delivers.

Before Stage 9, Lance was already a Tour stage winner, time trial master, Olympian, and world champion. But on July 13, 1999, he conquered the Alps to become the world's choice to win the 86th Tour de France. What made it all the more amazing was another title Lance holds: cancer survivor. Diagnosed in 1996, Lance left the sport to beat the disease that had spread throughout his body. Eighteen months later, he was back in the saddle. He quickly made his way back amongst cycling's elite with wins at the 1998 Tour de Luxembourg and Rheinland Pfalz. Now he's where he belongs. On the podium, wearing the Maillot Jaune for the USPS Pro Cycling team. He's the first American to win the Tour riding for an American team. And he did it on an American made bike.

<http://www.trek bikes.com/usps/>



DOWNTOWN EDITORIAL

ALPHA  CUSTOM ALUMINUM

Aluminum that goes off the front or around the world.

WHAT MAKES 'EM TICK - AND KICK? We had the history of making great aluminum road bikes. But when you have access to new tech and the practical, in-the-cockpit experiences of world-class time trial and road racers, you just gotta push that envelope. So we created not one, but two new Alpha SL aluminum frames. You may prefer the lighter, Alpha SLR frame of the 2300. The "R" stands for race-ready, because this bike's built to get you on a podium. Or maybe it's the all-around frame of the 2200, with a rack dropout that opens your ride options to include a little light touring. Whichever way you choose, you win. Because Alpha SL kicks out stage-winning sprints as easily as it carries you cross country.

Tube superiority comes from aluminum that's heat treated, fabricated using seamless dies, and drawn into tubes with lighter, thinner and stronger walls.

Trek welds are works of art. And they're all natural - no sanding, buffing or "Bondo" retouches here. What are other bike frames trying to hide?

We don't let just anybody weld Alpha SL frames. Only the best of the best are qualified for this job. It shows.

The 3-D forged monostay's wishbone shape keeps it stiff during harsh climbs and hard rear braking.

The beefy, elliptical chainstays are stiff and power efficient. A replaceable derailleur hanger lets you keep the frame after a crash.

The custom butted headtube adds strength up front, not weight.

Light and laterally ridged, double butted aero tubing keeps the connection flowing between you, pedal force and pure speed.

PRO GEOMETRY FEATURES

The top tube's long for even weight distribution.

The seat tube angle and chainstay length are ideal for smooth, strong strokes.

The bottom bracket's position gives you great clearance through turns.



2300™

The Alpha SLR aluminum pro performance racing machine.

- The double-butted Alpha SLR aluminum racing frame, handbuilt in the USA, is light on weight and strong on performance.
- The same responsive Trek Pro Geometry the USPS Pro Cycling team performs on.
- The ICON Air Rail carbon fork, raced by the USPS Pro Cycling team, is ultralight and responsive.
- The Rolf Vector Comp wheelset is light, stiff and aerodynamic.
- Shimano Ultegra crank and 9-speed derailleurs (double or triple).

PRO COMP REC

FRAMESET AVAILABLE IN METAL FLAKE YELLOW



Also available in Metal Flake Yellow with White decals



PERFORMANCE

2200™

For all-around riding, racing or light touring.

- The light, 2.9 lb. Alpha SL double-butted aero aluminum frame is handbuilt in the USA.
- The ICON Air Rail carbon fork, raced by the USPS Pro Cycling team, is ultralight and responsive.
- The Rolf Vector wheelset is light, stiff and aerodynamic.
- Shimano 105 crank and 9-speed derailleurs (double or triple).

PRO COMPETITION REC

RIDE FOR THE START/FINISH



PARTICIPANTS IN THE 1999 RIDE FOR THE ROSES: Austin, TX

Bikes save lives.

Cycling is a healthy sport - especially when it comes to charity rides, where cyclists worldwide raise money for worthy causes. Local and international organizations alike sponsor charity rides to raise awareness and funds. For example, the Lance Armstrong Foundation's annual Ride For The Roses in Austin raises money in the fight against urologic cancer. You can find places where your pedal power can work for a good cause by visiting the Trek Website.

<http://www.trekbikes.com/events/>



PERFORMANCE

2000™

An awesome multi-purpose road bike.

- The Alpha SL aluminum frame provides a light-weight, strong and responsive frame platform.
- The ICON Carbon Classic carbon fork is light and responsive, and silences road vibration for comfortable, all-day riding.
- The Rolf Vector wheelset is light, stiff and aerodynamic.
- Shimano Tiagra crank and 9-speed derailleurs (triple).

PRO COMPETITION REC



PERFORMANCE

1200™

Light and strong Alpha SL aluminum in a sweet ride.

- The Alpha SL aluminum frame provides a light-weight, strong and responsive frame platform.
- The lightweight aluminum aero fork dampens road vibration.
- The Mavic rims and Continental Super Sport 700 tires are light and reliable.
- Shimano Sora crank and 8-speed derailleurs (triple).

PRO COMPETITION REC



PERFORMANCE

1000™

Alpha aluminum road riding and touring at a great value.

- The Alpha aluminum frame provides a light-weight, strong and responsive frame platform.
- The Cro-Moly aero fork is durable and shock absorbing.
- The Vuelta Airline 2 rims and Continental Sport 1000 tires offer exceptional performance.
- CPI crank and Shimano Sora 8-speed derailleurs (triple).

PRO COMP RECREATION



RACE
FREESTYLE
DIRT



RACE

BMX Race

Designed to go fast around moto-tracks and keep cool in the heat of competition.

DIRT

BMX Dirt

The birthplace of BMX – built for trying tricks out in backyards or on back forties.

FREESTYLE

BMX Freestyle

Designed for doing can-cans, 540s and more on any trick-supporting landmark that inspires you.



BMX RACE

T.I. 2™

Raced by '98 ABA TT champ Wade Bootes – “The Thunder From Down Under”.

- ▶ The 100% aluminum Pro size Y frame flies and survives.
- ▶ The extruded chainstay yoke brings up stiffness and speed.
- ▶ The 36-spoke Bontrager Bruiser wheels grip and rip.



BMX RACE

T.I. 1™

The same Signature frame Wade Bootes rides.

- ▶ 100% aluminum Pro size Y frame.
- ▶ The oversized blades on the Trek rake fork take the abuse.
- ▶ The 36-spoke Bontrager Bruiser wheels grip and rip.



BMX DIRT

TR 30™

Josh Stricker's X Games dirt jumping rocket.

- ▶ The 100% Cro-Moly Y-Dirt Pro frame's tough as a two-dollar steak.
- ▶ The 48-spoke Bontrager Bruiser wheels grip and rip.
- ▶ The Trek Cro-Moly one-piece crank and Bontrager aluminum chainring take the torque.
- ▶ Available as a frameset to let you build your own dirt devil.



BMX DIRT

TR 20™

A serious dirt machine.

- ▶ Cro-Moly and steel Y-Dirt Pro frame.
- ▶ The 48-spoke Bontrager Bruiser wheels grip and rip.
- ▶ The Trek Cro-Moly fork and jaw's A-head stem can take a bashing.



BMX DIRT

TR 10™

Dirt cheap.

- ▶ Steel Y-Dirt Pro frame.
- ▶ The Bontrager Bruiser wheels grip and rip.
- ▶ The Trek forged steel one-piece crank and chainring take the torque.



BMX FREESTYLE/AIR

VERT 3™

Simon Tabron's X Games vert medal machine.

- ▶ 100% Cro-Moly frame.
- ▶ The Trek Air geometry blends the best of Vert and street bikes.
- ▶ The Alex 48-hole chrome rims can cut the sickest tricks.
- ▶ Available as a frameset so you can create your own trickster.



BMX FREESTYLE/AIR

VERT 2™

Attack by air.

- ▶ Cro-Moly and steel frame.
- ▶ The Trek Air geometry blends the best of vert and street bikes.
- ▶ The big Trek front and rear pegs cut the sickest tricks.



BMX FREESTYLE/STREET

VERT 1™

Conquer the concrete jungle.

- ▶ All-steel frame.
- ▶ The Trek Street geometry is quick and responsive on asphalt.
- ▶ The big Trek rear pegs cut the sickest tricks.



SIMON TABRON: Trek BMX | San Francisco, CA

1-900-PODIUM.

Simon Tabron, Vert rider, had it dialed at ESPN's '99 X-Games. He pulled off the lone "900" of the night (180° + 360° + 360°) to take home his second straight bronze medal.

<http://www.trekbikes.com/teams/>



I love to ride my bike.

- Matt Kelly,
Aztalan State Park.



swer the c

PRO

1.44

22

22

22

20

20

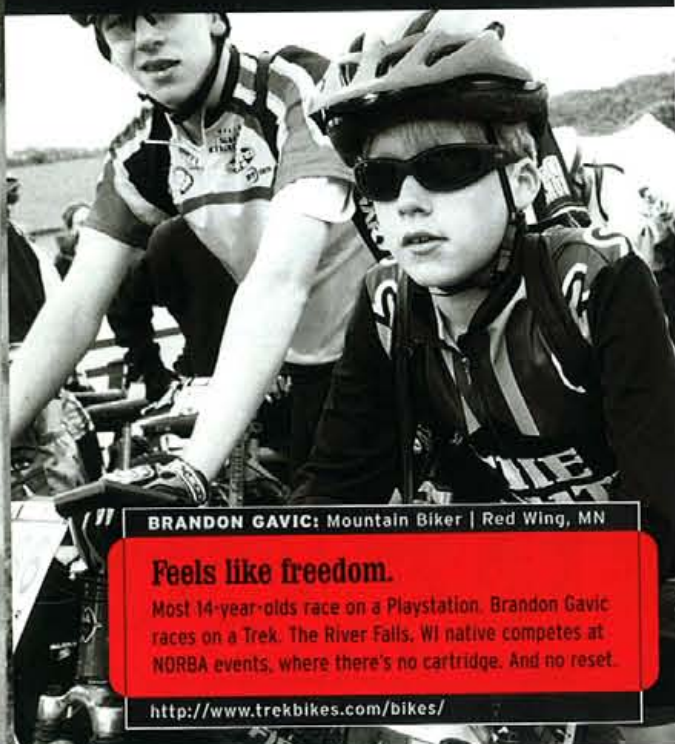
20

20

12

12





BRANDON GAVIC: Mountain Biker | Red Wing, MN

Feels like freedom.

Most 14-year-olds race on a Playstation. Brandon Gavic races on a Trek. The River Falls, WI native competes at NORBA events, where there's no cartridge. And no reset.

<http://www.trekbikes.com/bikes/>



KIDS 24" WHEELS

Mt. Track™ 240

Kids love dirt. We love kids.

- ▶ The alloy frame is a smaller version of a true mountain bike.
- ▶ The alloy rims and Bontrager Revolt ST-2 tires are traction-filled.
- ▶ The SYNC fork softens bumps.
- ▶ The SunRace 21-speed twist shifters are easy to use.



KIDS 24" WHEELS

Y 24™

Y bike full suspension in a rip-it-up kids version.

- ▶ The award-winning Y full suspension in a kids version.
- ▶ The alloy rims and Bontrager Revolt ST-2 tires are traction-filled.
- ▶ The SYNC fork and adjustable coil spring rear shock soften bumps.
- ▶ The SunRace 21-speed twist shifters are easy to use.



Also available in Ice Royal Blue with Red decals



Also available in Ice Grape Purple with Blue decals

Also available in Teal/Light Teal with White decals

Mt. Track™ 220

A real mountain bike – not a blue light special on aisle 9.

- ▶ The all-steel Y frame is a smaller version of a true mountain bike.
- ▶ The alloy rims and Bontrager Revolt ST-2 tires are traction-filled.
- ▶ The SunRace 21-speed twist shifters are easy to use.



Also available in Ice Pink with Purple decals



KIDS 20" WHEELS

Mt. Lion® 60

Time to shift gears.

- ▶ The all-steel Y frame is a smaller version of a true mountain bike.
- ▶ The alloy rims and Bontrager Revolt ST-2 tires are traction-filled.
- ▶ The SunRace 6-speed twist shifter is easy to use.



Also available in Ice Royal Blue with Red decals



Also available in Ice Pink with Purple decals

KIDS 20" WHEELS

Mt. Lion® 30

Shed the training wheels – it's go time.

- ▶ The all-steel Y frame is a smaller version of a true BMX bike.
- ▶ Pads, a coaster brake and hand brake help kids gain confidence.



Also available in Ice Red with Black decals



Also available in Pretty Pink with Teal decals

KIDS 16" WHEELS

Mt. Cub™ 16

For little riders with big aspirations.

- ▶ The all-steel Y frame is kid-proof and fun to ride.
- ▶ The steel rims and Trek Paw design tires are traction-filled.
- ▶ Pads, training wheels and a hand brake help kids gain confidence, safely.



KIDS 12" WHEELS

Mt. Cub™ 12

It all starts here.

- ▶ The all-steel Y frame is kid-proof and fun to ride.
- ▶ The steel rims and Trek Paw design tires are traction-filled.
- ▶ Pads, fenders and training wheels help kids gain confidence, safely.





The shortest distance between you and ultimate road performance.

You can stop settling for a man's road frame. Now you can get a bike specially tailored and spec'ed to fit your body. It's all thanks to Women's Specific Design. And it's only available from Trek. Now it's your turn to say "on your left!"



A woman's natural riding position is more upright, which places your hips behind the cranks and makes it more difficult to maximize pedal power. The WSD's steeper seat tube angle gets you forward in a comfortable, performance-enhancing riding position, with your hips over the cranks for plenty of power generation.

Women tend to have shorter arms than men, so a shorter top tube, combined with a taller head tube and shorter stem, let you reach the bars while keeping your arms in a relaxed position for greater vibration absorption and precise steering.

A decreased head angle pushes the front wheel further ahead to let you keep your center of gravity toward the back of the bike - and your riding position more natural and comfortable.

Narrower bars give the bike better handling.

You already know that as far as comfort goes, men's saddles just don't cut it. Especially after spending the whole day there. So the WSD saddle has been carefully designed to give you the right mix of performance and comfort.

Smaller, 650c wheels turn quicker and faster for better acceleration and easier climbs - they also make the pavement easier to reach.

Shorter cranks require less rotational force, so you can reach maximum speed with minimal effort. They also make the pedals easier to reach.



In creating WSD, Trek focused on the key physiological differences that can impact a woman's performance when she rides a bike designed for a man:

1 **NARROWER SHOULDERS.**

2 **SHORTER ARMS.**

3 **WIDER HIPS.**

4 **SMALLER HANDS.**



WSD
women's SPECIFIC DESIGN

A TREK WSD IS THE ROAD BIKE UNIQUELY ENGINEERED TO FIT A WOMAN'S BODY.

- ▶ Modified tube lengths and angles for stability and comfort.
- ▶ Specially selected components, including shorter cranks and narrower bars, for better performance.
- ▶ Smaller, 650c wheels for improved climbing and accelerating.
- ▶ A triple chainring on the 2200 WSD and 2000 WSD for wider gear options.



PERFORMANCE

2300 WSD™

A road race bike truly designed for women.

- ▶ The light, 2.9 lb. Alpha SLR double-butted aero aluminum frame is handbuilt in the USA.
- ▶ The custom WSD frame design addresses key performance and comfort issues for women.
- ▶ The ICON Carbon Classic carbon fork, raced by the USPS Pro Cycling team, is ultralight and responsive.
- ▶ The 650c Rolf Vector Comp paired spoke wheelset is a light, aerodynamic race wheelset for smaller riders.
- ▶ Shimano Ultegra crank and 9-speed derailleurs (double).

PRO COMP REC



PERFORMANCE

2200 WSD™

A road bike for serious female cyclists.

- ▶ The Alpha SL double-butted aluminum frame is lighter on weight and longer on life.
- ▶ The custom WSD frame design addresses key performance and comfort issues for women.
- ▶ The ICON Carbon Classic carbon fork is light and responsive, and silences road vibration for comfortable, all-day riding.
- ▶ The 650c Rolf Vector wheelset is lighter and accelerates faster for smaller riders.
- ▶ Shimano 105 crank and derailleurs (triple).

PRO COMPETITION REC




PERFORMANCE

2000 WSD™

A great all-purpose ride that's designed for women.

- ▶ The Alpha SL aluminum frame is lighter on weight and longer on life.
- ▶ The custom WSD frame design addresses key performance and comfort issues for women.
- ▶ The ICON Carbon Classic carbon fork is light and responsive, and silences road vibration for comfortable, all-day riding.
- ▶ The 650c Rolf Vector wheelset is lighter and accelerates faster for smaller riders.
- ▶ Shimano Tiagra 9-speed drivetrain (triple).

PRO COMPETITION REC



MARK ANDREWS: Trek Engineer/Triathlete | Pewaukee, WI

The right man for the job.

If you want to build a better triathlon bike, who better to have head the program than a Trek engineer who just so happens to be a triathlete? That's what we did when we made frame engineer Mark Andrews project leader for the new Hilo bikes. Mark has 12 years of competition under his belt, including five Ironmans in Hawaii and the World Championships in Europe – proving once and for all that a dedicated triathlete can have a full-time job.

<http://www.trekbikes.com/triathletes/>



PERFORMANCE

Hilo 2000™

Yes, it's as fast as it looks.

- The light, Alpha SLR double-butted aluminum tri frame is based on race proven, wind tunnel-tested USPS time trial bike tech.
- A longer top tube and front end, combined with a shorter stem, give you precise control and better balance.
- The Trek Pro Tri geometry has an aero downtube, steeper seat tube and flared chainstays to keep you in a comfortable, power-generating, aerodynamic position.
- The Kinesis carbon fork is a lightweight, sleek aero performer.
- The 650c Rolf Vector Pro paired spoke wheelset is lightweight and quick to accelerate.
- Shimano Ultegra crank and 9-speed derailleurs (double).

PRO COMP REC

FRAMESET AVAILABLE AS SHOWN

FRAME TECH

- Short, flared chainstays give you better crankarm clearance for worry-free flight.
- The steeper seat tube angle keeps you over the pedals while you lay out in the aero bars.
- The longer top tube and pushed out front end keeps you centered on the bike.
- The aero-shaped downtube splits the wind.
- The Kinesis carbon fork is ultralight, with aero-friendly blades.
- Smaller, 650c wheels require less energy to accelerate, have less surface area for reduced drag, and bring the whole bike lower for greater aerodynamics.



PERFORMANCE

Hilo 1000™

Making a big splash in the triathlon world.

- The light, Alpha SLR double-butted aluminum tri frame is based on race proven, wind tunnel-tested USPS time trial bike tech.
- A longer top tube and front end, combined with a shorter stem, give you precise control and better balance.
- Trek Pro Tri geometry has an aero downtube, steeper seat tube and flared chainstays to keep you in a comfortable, power-generating, aerodynamic position.
- The Kinesis carbon fork is a lightweight, sleek aero performer.
- The 650c Rolf Vector paired spoke wheelset is lightweight and quick to accelerate.
- Shimano 105 crank and 9-speed derailleurs (double).

PRO COMP REC



PERFORMANCE

X0 1™

Cyclocross racing one day, commuting the next. This bike does it all.


- ▶ The cyclocross frame is light, strong and proven Alpha SL double-butted aluminum. Handbuilt in the USA.
- ▶ The Kinesis cross-specific fork is lightweight and ready to race.
- ▶ The cross-specific Rolf Vector wheelset is light, stiff and aerodynamic.
- ▶ Shimano RX100 crank and Nexave 401/RSX 8-speed derailleurs (double).

PRO COMP REC

FRAMESET AVAILABLE AS SHOWN

FRAME TECH

- Longer chainstays give extra mud clearance, more float for larger tires, and greater comfort over rough terrain.
- The seat tube angle places you in a more upright position for better balance.
- The higher bottom bracket offers plenty of clearance over obstacles.
- The 3-D forged wishbone mono-stay is super-stiff during sprints and climbs, and enhances braking.
- The Kinesis 'cross-specific fork is lightweight and race-ready.
- The longer wheelbase evenly distributes your weight for improved stability and comfort.




MATT KELLY: Cyclocross Champion | Johnson Creek, WI

Local boy makes (REAL) good.

Matt started riding cyclocross around his family's Wisconsin farm in 1997. It was part of his off-season road training at first. Then he decided to enter a local 'cross race. After only three races he qualified for the '98 World Championships. He overcame a crash to finish 11th. The next year he took the gold. Now he's putting his 'cross talent to work on the Pro mountain bike racing circuit. And he's only 17.

<http://www.trekbikes.com/cyclocross/>



J.C. GARY: Semi-Unemployed Touring Enthusiast | Tucson, AZ

The big picture.

Open skies. Open land. A river of asphalt running through. The bike's piled high with the gear that makes "roughing it" less rough. And no other living thing around but brush and prairie dogs. It's the kind of spot solo riders daydream about when they're in the real world. Yeah. J.C. hit the jackpot.

<http://www.trek bikes.com/touring/>

TOURING

540™

Alpha aluminum performance in a touring bike.

- ▶ The Alpha aluminum frame is durable, and designed to carry heavy loads.
- ▶ Lightweight Alpha aluminum fork.
- ▶ The Bontrager Fairlane rims and Continental Top Touring tires love serious touring.
- ▶ Shimano 105 crank and 105/XT 8-speed derailleurs (triple).

PRO **COMPETITION** REC



FRAME TECH

- Longer chainstays keep panniers away from your pedals.
- Rack and pannier mounts make it easy to transport all your gear.
- The longer wheelbase evenly distributes your weight for better balance and control, even when fully loaded.
- Durable, touring-specific fork.

TOURING

520™

Classic Trek touring for the long haul.

- ▶ The rugged Cro-Moly frame absorbs vibration and hauls heavy loads.
- ▶ The Cro-Moly fork cuts road buzz.
- ▶ The Bontrager Fairlane rims and Continental Top Touring tires are strong and reliable for serious touring.
- ▶ Shimano 105 crank and 105/LX 8-speed derailleurs (triple).

PRO **COMPETITION** REC



TOURING

R200™

Recumbent technology reaches the next level.

- ▶ The Alpha aluminum recumbent frame provides exceptional comfort over distances.
- ▶ The Bontrager Maverick rims and Primo Comet tires are tough and reliable.
- ▶ The custom-tuned Cane Creek AD-5 rear shock absorbs bumps and buzz.
- ▶ The Cyclone crank and SRAM ESP 7.0 7-speed derailleurs are in a unique, "mid-drive" drivetrain that offers a wide gear range.

PRO **COMPETITION** REC



CITY & BIKE PATH

CONTENTS

HYBRID

72-77 MultiTrack Hybrid

Designed for fun, all-purpose road, path and rail-trail rides. Blending the best features of road and mountain bikes.

COMFORT

80-81 Comfort

Designed for cyclists looking for a bike that has the frame and components to take the edge off of roads and paths.

CRUISER

83 Cruiser

Designed for retro-styled riding on beaches, boardwalks or around town.

IN DEPTH: CITY & BIKE PATH TECH

71 **Hybrid:**
Great bikes for work and play.

80 **Comfort:**
For fun rides that won't numb your brain – or your butt.

Are you sure you have to get back to work?



GREAT BIKES
FOR WORK
AND PLAY

HYBRID
COMFORT
CRUISER



HYBRID

7500™

Groundbreaking value in our lightest performance hybrid.

- ▶ The Alpha ZX performance aluminum frame uses zero excess material for less weight and full durability.
- ▶ The strong Bontrager Fairlane welded machined rims provide superior stopping power. The Trek Invert 2 tires add traction, reduce vibration.
- ▶ The lightweight Trek Cro-Moly fork and shock absorbing seatpost and saddle soften rough riding surfaces.
- ▶ Shimano Nexave crank and Nexave/LX 8-speed derailleurs.

PRO COMPETITION REC

Also available in
Pearl White with
Gold decals

HYBRID

7300™

Super-padded seats, suspension seatpost, adjustable stem, 24 speeds – no wonder this is our most popular hybrid.

- ▶ The enjoyable, upright-riding Alpha aluminum frame is light and durable.
- ▶ The strong Bontrager Fairlane welded machined rims provide superior stopping power. The Trek Invert 2 tires add traction, reduce vibration.
- ▶ The lightweight Trek Cro-Moly fork and shock absorbing seatpost and saddle soften rough riding surfaces.
- ▶ Shimano Nexave crank and Nexave/STX-RC 8-speed derailleurs.

PRO COMP RECREATION


Also available in
Black Gold with
Silver decals

DAG HINRICHS: Fitness Model & Actor | Los Angeles, CA

...And we're rolling.

For most people, workout time is optional. But when your career depends on it, like Dag's, staying in shape is a daily ritual. Sure there's running, weights and time with a trainer. But there's also cycling. With his hybrid, he can choose to head up a canyon road, or down to the beach. It's the exercise equipment that takes him places. And gives him a nice change of pace.

<http://www.trekbikes.com/bikes/>

THE LESCHISON FAMILY & LEVI: The Elroy-Sparta State Trail, WI

Riding a piece of history.

The Leschisons and their Trek MultiTrack Hybrid bikes spend a lot of time on the Elroy-Sparta State Trail, 32 miles of crushed limestone on an old Chicago & Northwestern railroad bed. The most prominent features: three railroad tunnels so long and dark that they maintain a year-round temperature of 50 to 60 °F.

The "Granddaddy Of All Trails," Elroy-Sparta was America's first official rails-to-trails conversion. Today, the Rails-To-Trails Conservancy has converted more than 1,000 trails totaling nearly 10,000 miles. Many more are on the way.

<http://www.trekbikes.com/rides/>

Also available in
Rainforest with
Gold decals



HYBRID

7200™

Step up to lightweight Alpha aluminum performance.

- The enjoyable, upright-riding Alpha aluminum frame is light and durable.
- The strong Bontrager Fairlane rims and Trek Invert 2 tires add traction, cut vibration.
- Shock absorbing seatpost and saddle soften rough riding surfaces.
- Shimano C102 crank and Nexave 301/C201 7-speed derailleurs.

PRO COMP RECREATION



HYBRID

720™

Strong Trek Cro-Moly reaches a new level of fun and comfort.

- The Trek Cro-Moly mainframe construction helps absorb shock.
- The alloy rims and Trek Invert 2 tires provide smooth, fast rolling.
- Shock absorbing seatpost and spring saddle soften rough riding surfaces.
- Shimano C102 crank and C102/201 7-speed derailleurs.

PRO COMP RECREATION

Also available in
Pearl White
with Gold decals



HYBRID

700™

Smoother and faster than a mountain bike. More comfortable than a road bike. Welcome to the world of Trek MultiTrack Hybrids.

- The rugged Cro-Moly and steel construction helps absorb shock.
- The alloy rims and Trek Invert 2 tires provide smooth, fast rolling.
- Shock absorbing seatpost and saddle soften rough riding surfaces.
- Shimano C102 crank and C102/C101 7-speed derailleurs with dashboard.

PRO COMP RECREATION



TOM & VICTORIA DOLAN: Santa Barbara, CA

Super Saturday: Spending the day on two wheels.

When it comes to cycling on a Saturday, the Dolans have options. They can head into the mountains for some trail riding. Pop down to the beach for lunch and some sun. Head into town to check out an art fair or farmer's market. Spend some quiet time on one of the city's many bike paths. However they plan to spend the day, two things are for sure: Trek Comfort bikes are there, and the car is not.

<http://www.trekbikes.com/comfort/>

COMFORT TECH

- The Alpha aluminum frame gives you aluminum's light weight, with nice extras like strength and durability.
- The large diameter tubing keeps the frame light and responsive.
- The comfortable, upright frame design lets you relax and enjoy your ride.
- The suspension stem and high-rise bar adjust easily to give you total comfort and control.
- The suspension seatpost and spring saddle give your tush a little cush so you can focus on fun.
- The wide, Millenia tires absorb vibrations and bumps while providing a smooth ride.



COMFORT

Navigator 400™

Ultimate Comfort.

- ▶ The enjoyable, upright-riding Alpha aluminum frame is light and durable.
- ▶ The Vuelta Vision rims with machined sidewalls and Millenia Comfort tires provide superior braking and smooth-rolling comfort.
- ▶ The SYNC fork, shock absorbing seatpost and saddle soften rough riding surfaces.
- ▶ Shimano Nexave crank and 8-speed derailleurs.

PRO COMPETITION REC



COMFORT

Navigator 300™

The 24-speed full comfort ride.

- ▶ The enjoyable, upright-riding Alpha aluminum frame is light and durable.
- ▶ The Vuelta Vision rims with machined sidewalls and Millenia Comfort tires provide superior braking and smooth-rolling comfort.
- ▶ The Cro-Moly fork, shock absorbing seatpost, saddle, and suspension stem soften rough riding surfaces.
- ▶ Shimano C202 crank and C201 8-speed derailleurs.

PRO COMP RECREATION

Also available in
Gloss Black with
Silver decals



COMFORT

Navigator 200™

Comfort made simple.

- ▶ The enjoyable, upright-riding Alpha aluminum frame is light and durable.
- ▶ The alloy rims and Millenia Comfort tires provide superior braking and smooth-rolling comfort.
- ▶ The comfort steel fork and shock absorbing seatpost soften rough riding surfaces.
- ▶ Shimano C102 crank and C101 7-speed derailleurs.

PRO COMP RECREATION

Also available in
Bright Silver/Metallic
Slate Fade with
Blue decals

REBECCA BARSTOW & SIMON: Trek Sales Rep | Miami Beach, FL

Living the good life.

The urban landscape's built for cruiser bikes. Block after block of classic architecture. Cool sidewalk cafes. Hot clubs. People-watching that pays off with the occasional celebrity. And, if you're really lucky, a beach. All the ingredients for a perfectly laid-back lifestyle. Is it any wonder Rebecca's been doing this for 10 years?

<http://www.trekbikes.com/cruiser/>


CRUISER

Town & Country™

Retro fun on the beach or around town.

- ▶ The high tensile steel frame has long life and shock absorbing comfort.
- ▶ The alloy rims and fat, whitewall tires look smooth, ride smooth.
- ▶ The alloy 33T crank and Shimano Nexus 4-speed rear hub are easy to use and maintain.

PRO COMP RECREATION



Also available in
Mirror Black
with Red Decals

CRUISER

Calypso™

Take a ride into the past.

- ▶ The high tensile steel frame has long life and shock absorbing comfort.
- ▶ The alloy rims and fat, whitewall tires look smooth, ride smooth.
- ▶ The 40T crank and Shimano Tourney 6-speed rear derailleur are easy to use and maintain.

PRO COMP RECREATION



Also available in
Ice Red with
White Decals

CRUISER

Cruiser Classic®

Single-speed fun.

- ▶ The high tensile steel frame has long life and shock absorbing comfort.
- ▶ The alloy rims and fat, whitewall tires look smooth, ride smooth.
- ▶ The single-speed drivetrain is more than a component - it's a lifestyle.

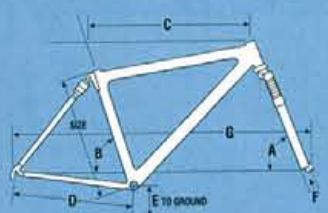
PRO COMP RECREATION



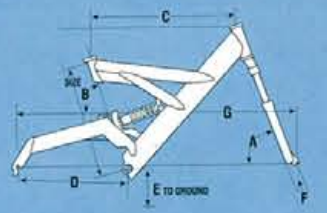


MOUNTAIN

STP 400 STP 300 STP 200



FRAME SIZE	M	L	XL
HEAD ANGLE	71.0°	71.0°	71.0°
SEAT ANGLE	73.0°	73.0°	72.5°
TOP TUBE	58.8	62.5	64.1
CHAIN STAY	42.4	42.4	42.4
BOTTOM BRACKET	29.7	29.7	29.7
OFFSET	4.2	4.2	4.2
WHEEL BASE	106.4	107.2	107.3
TRAIL	7.1	7.1	7.1
STAND OVER	74.4	78.2	82.1



VRX 400 VRX 300 VRX 200

FRAME SIZE	S	M	L
HEAD ANGLE	71.0°	71.0°	71.0°
SEAT ANGLE	74.4°	73.4°	72.5°
TOP TUBE	56.0	60.0	64.0
CHAIN STAY	42.1	42.1	42.1
BOTTOM BRACKET	30.6	30.6	30.6
OFFSET	4.2	4.2	4.2
WHEEL BASE	105.1	106.1	110.0
TRAIL	7.1	7.1	7.1
STAND OVER	68.6	69.1	72.1

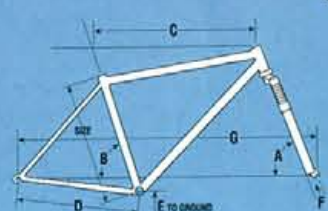
Y3

FRAME SIZE	S	M	L
HEAD ANGLE	71.0°	71.0°	71.0°
SEAT ANGLE	74.0°	73.0°	72.0°
TOP TUBE	56.2	61.1	64.1
CHAIN STAY	42.5	42.5	42.5
BOTTOM BRACKET	30.2	30.2	30.2
OFFSET	4.2	4.2	4.2
WHEEL BASE	104.7	108.6	105.9
TRAIL	6.8	6.8	6.8
STAND OVER	71.2	73.0	75.0

Pro 9.9 Elite 9.8

FRAME SIZE	M	L	XL
HEAD ANGLE	71.0°	71.0°	71.0°
SEAT ANGLE	73.0°	73.0°	72.5°
TOP TUBE	58.8	62.5	64.1
CHAIN STAY	42.4	42.4	42.4
BOTTOM BRACKET	29.7	29.7	29.7
OFFSET	4.2	4.2	4.2
WHEEL BASE	106.4	107.2	107.3
TRAIL	7.1	7.1	7.1
STAND OVER	74.4	78.2	82.1

8500 8500 LT 8000 8000 LT



FRAME SIZE	S	M	L	XL
HEAD ANGLE	71.0°	71.0°	71.0°	71.0°
SEAT ANGLE	73.5°	73.0°	72.0°	72.5°
TOP TUBE	55.0	58.8	62.5	64.1
CHAIN STAY	42.4	42.4	42.4	42.4
BOTTOM BRACKET	29.7	29.7	29.7	29.7
OFFSET	4.2	4.2	4.2	4.2
WHEEL BASE	102.0	106.4	107.1	107.4
TRAIL	7.0	7.0	7.0	7.0
STAND OVER	70.4	74.2	78.0	82.1

7000 6500

FRAME SIZE	S	M	L
HEAD ANGLE	71.0°	71.0°	71.0°
SEAT ANGLE	73.5°	73.0°	72.5°
TOP TUBE	55.0	58.8	62.5
CHAIN STAY	42.4	42.4	42.4
BOTTOM BRACKET	29.7	29.7	29.7
OFFSET	4.2	4.2	4.2
WHEEL BASE	102.0	106.4	107.1
TRAIL	7.0	7.0	7.0
STAND OVER	70.4	74.2	78.0

8000WSD 6500WSD 6000WSD

FRAME SIZE	XS	S	M	L	XL
HEAD ANGLE	71.0°	71.0°	71.0°	71.0°	71.0°
SEAT ANGLE	73.5°	73.0°	72.0°	72.5°	73.0°
TOP TUBE	55.0	58.8	62.5	64.1	65.5
CHAIN STAY	42.4	42.4	42.4	42.4	42.4
BOTTOM BRACKET	29.7	29.7	29.7	29.7	29.7
OFFSET	4.2	4.2	4.2	4.2	4.2
WHEEL BASE	102.0	106.4	107.1	107.4	107.7
TRAIL	7.0	7.0	7.0	7.0	7.0
STAND OVER	70.4	74.2	78.0	82.1	86.0

6000 4500 4300

FRAME SIZE	XS	S	M	L	XL	WS	WL
HEAD ANGLE	70.5°	71.0°	71.0°	71.0°	71.0°	71.0°	71.0°
SEAT ANGLE	74.0°	73.5°	73.0°	73.0°	72.5°	73.5°	73.0°
TOP TUBE	53.0	56.0	57.9	58.9	60.0	55.8	58.8
CHAIN STAY	41.0	43.0	43.0	43.0	43.0	43.0	43.0
BOTTOM BRACKET	28.5	29.2	29.5	29.5	29.7	29.2	29.8
OFFSET	3.8	3.8	3.8	3.8	3.8	3.8	3.8
WHEEL BASE	101.6	103.9	105.5	106.6	107.8	106.4	109.6
TRAIL	7.0	7.5	7.5	7.5	7.5	7.5	7.5
STAND OVER	65.0	71.2	74.1	77.2	80.2	83.9	87.8

820 800 800 SPORT

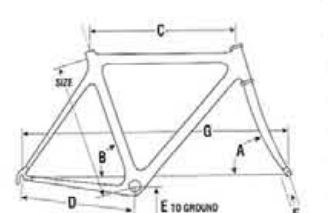
FRAME SIZE	XS	S	M	L	XL	WS	WL
HEAD ANGLE	70.0°	70.5°	70.5°	70.5°	71.0°	71.0°	71.0°
SEAT ANGLE	74.0°	73.5°	73.0°	73.0°	72.5°	74.0°	73.5°
TOP TUBE	52.8	54.5	55.5	56.5	57.5	58.5	59.5
CHAIN STAY	41.5	43.5	43.5	43.5	43.5	43.5	43.5
BOTTOM BRACKET	28.8	29.1	29.1	29.1	29.1	29.1	29.1
OFFSET	3.8	3.8	3.8	3.8	3.8	3.8	3.8
WHEEL BASE	102.3	103.7	105.1	106.4	107.8	106.7	109.6
TRAIL	7.0	7.5	7.5	7.5	7.5	7.5	7.5
STAND OVER	63.7	69.6	72.2	75.1	78.0	82.4	86.3

All sizes are in centimeters over inches unless otherwise indicated.



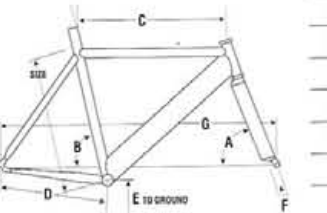
ROAD

5500 5200



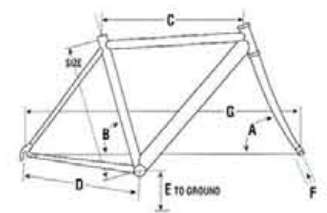
FRAME SIZE	XS	S	M	L	XL
HEAD ANGLE	72.0°	72.5°	73.0°	73.8°	74.0°
SEAT ANGLE	75.0°	75.0°	74.0°	73.5°	73.0°
TOP TUBE	51.8	52.8	54.5	56.0	57.0
CHAIN STAY	40.8	40.8	41.0	41.0	41.2
BOTTOM BRACKET	26.6	26.6	26.6	26.8	26.8
OFFSET	4.7	4.7	4.7	4.3	4.3
WHEEL BASE	97.7	98.0	98.5	99.6	100.3
TRAIL	6.1	5.8	5.5	5.4	5.3
STAND OVER	74.9	75.9	77.3	79.3	81.1

Hilo 2000 Hilo 1000



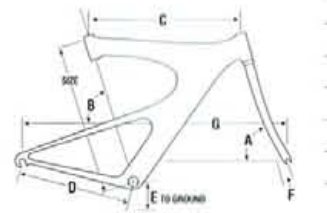
FRAME SIZE	XS	S	M	L	XL
HEAD ANGLE	72.5°	72.5°	72.5°	72.5°	72.5°
SEAT ANGLE	76.0°	76.0°	76.0°	76.0°	76.0°
TOP TUBE	51.2	53.2	54.2	56.4	56.9
CHAIN STAY	38.0	38.0	38.0	38.0	38.0
BOTTOM BRACKET	26.8	26.8	26.8	26.8	26.8
OFFSET	3.8	3.8	3.8	3.8	3.8
WHEEL BASE	96.4	98.6	99.8	102.1	102.7
TRAIL	2.3	2.3	2.3	2.3	2.3
STAND OVER	72.4	74.0	75.8	77.6	80.2

XO 1



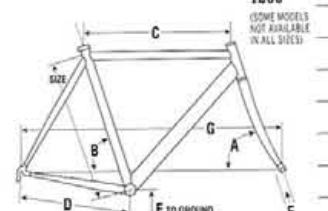
FRAME SIZE	S	M	L	XL
HEAD ANGLE	71.0°	71.5°	72.0°	72.5°
SEAT ANGLE	74.5°	73.5°	73.0°	72.5°
TOP TUBE	52.9	54.8	56.4	58.6
CHAIN STAY	43.5	43.5	43.5	43.5
BOTTOM BRACKET	28.4	28.4	28.4	28.4
OFFSET	4.5	4.5	4.5	4.5
WHEEL BASE	102.7	103.3	103.8	104.8
TRAIL	7.2	6.8	6.5	6.2
STAND OVER	72.9	78.5	82.8	85.3

Y Foll



FRAME SIZE	XS	S	M	L	XL
HEAD ANGLE	72.0°	72.5°	73.0°	73.5°	74.0°
SEAT ANGLE	74.5°	73.8°	73.3°	72.0°	72.0°
TOP TUBE	51.0	52.7	54.5	56.5	58.5
CHAIN STAY	40.8	40.8	41.0	41.0	41.2
BOTTOM BRACKET	26.4	26.4	26.6	26.8	26.8
OFFSET	4.7	4.7	4.7	4.3	4.3
WHEEL BASE	96.1	96.7	97.9	99.6	100.5
TRAIL	6.1	5.8	5.5	5.4	5.3
STAND OVER	74.9	75.9	77.3	79.3	81.1

2300 2200 2000 1200



FRAME SIZE	XS	S	M	L	XL
HEAD ANGLE	72.0°	72.5°	73.0°	73.8°	74.0°
SEAT ANGLE	75.0°	75.0°	74.0°	73.5°	73.0°
TOP TUBE	52.3	52.8	54.5	56.0	57.0
CHAIN STAY	40.8	40.8	41.0	41.0	41.2
BOTTOM BRACKET	26.6	26.6	26.6	26.8	26.8
OFFSET	4.7	4.7	4.7	4.3	4.3
WHEEL BASE	97.7	98.0	98.5	99.6	100.3
TRAIL	6.1	5.8	5.5	5.4	5.3
STAND OVER	74.9	75.9	77.3	79.3	81.1

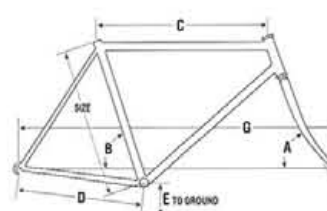
2300WSD 2200WSD 2000WSD

FRAME SIZE	XS	S	M	L	XL
HEAD ANGLE	72.0°	72.5°	73.0°	73.8°	74.0°
SEAT ANGLE	75.0°	75.0°	74.0°	73.5°	73.0°
TOP TUBE	52.3	52.8	54.5	56.0	57.0
CHAIN STAY	40.8	40.8	41.0	41.0	41.2
BOTTOM BRACKET	26.6	26.6	26.6	26.8	26.8
OFFSET	4.7	4.7	4.7	4.3	4.3
WHEEL BASE	97.7	98.0	98.5	99.6	100.3
TRAIL	6.1	5.8	5.5	5.4	5.3
STAND OVER	74.9	75.9	77.3	79.3	81.1

1000

FRAME SIZE	XS	S	M	L	XL
HEAD ANGLE	72.5°	72.5°	72.5°	72.5°	72.5°
SEAT ANGLE	76.0°	76.0°	76.0°	76.0°	76.0°
TOP TUBE	51.2	53.2	54.2	56.4	56.9
CHAIN STAY	38.0	38.0	38.0	38.0	38.0
BOTTOM BRACKET	26.8	26.8	26.8	26.8	26.8
OFFSET	3.8	3.8	3.8	3.8	3.8
WHEEL BASE	96.4	98.6	99.8	102.1	102.7
TRAIL	2.3	2.3	2.3	2.3	2.3
STAND OVER	72.4	74.0	75.8	77.6	80.2

540



FRAME SIZE	S	M	L	XL
HEAD ANGLE	70.9°	71.5°	71.8°	71.9°
SEAT ANGLE	71.9°	72.0°	71.8°	72.0°
TOP TUBE	54.3	55.7	58.0	59.2
CHAIN STAY	45.7	45.7	45.7	45.7
BOTTOM BRACKET	25.9	26.4	26.7	26.9
OFFSET	4.9	4.9	4.6	4.6
WHEEL BASE	102.4	104.7	105.3	106.7
TRAIL	7.0	7.2	7.2	7.2
STAND OVER	78.3	81.2	82.0	82.9

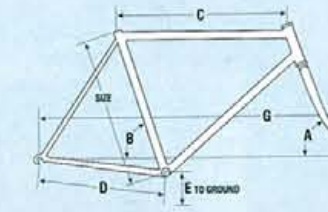
520

FRAME SIZE	S	M	L	XL
HEAD ANGLE	71.0°	71.0°	71.0°	72.5°
SEAT ANGLE	74.0°	74.0°	73.5°	73.0°
TOP TUBE	54.0	54.5	56.5	59.0
CHAIN STAY	45.0	45.0	45.0	45.0
BOTTOM BRACKET	26.8	26.8	27.3	27.3
OFFSET	5.2	5.2	5.2	5.2
WHEEL BASE	104.4	104.6	105.4	106.2
TRAIL	6.4	6.4	6.4	6.4
STAND OVER	77.7	78.4	79.0	80.2



CITY & BIKE PATH

7700 7600 7500 7300 7200



	MOUNTAIN FULL SUSPENSION							HARDTAIL		
	STP 400	STP 300	STP 200	VRX 400	VRX 300	VRX 200	Y3	Pro 9.9	Elite 9.8	8500
SIZES	(M) 17.5", (L) 19.5", (XL) 21.5"	(M) 17.5", (L) 19.5", (XL) 21.5"	(M) 17.5", (L) 19.5", (XL) 21.5"	S, M, L	S, M, L	S, M, L	S, M, L	(M) 17.5", (L) 19.5", (XL) 21.5"	(M) 17.5", (L) 19.5", (XL) 21.5"	(S) 15.5", (M) 17.5", (L) 19.5", (XL) 21.5"
COLORS	Smoke Nude	Red Nude	Blue Nude	Candy Gold	Bright Silver	Trek Red	Black Gold	Team Blue/Black	Bright Silver	Gloss Black
FRAME	OCV Carbon. The world's lightest, strongest frame material. Optimum Compaction Low Void carbon. Computer assisted strength specific design. STP Soft Tail Pro suspension. Trek Pro geometry. Handmade in the USA. 3.6 lb.	OCV Carbon. The world's lightest, strongest frame material. Optimum Compaction Low Void carbon. Computer assisted strength specific design. STP Soft Tail Pro suspension. Trek Pro geometry. Handmade in the USA. 3.6 lb.	OCV Carbon. The world's lightest, strongest frame material. Optimum Compaction Low Void carbon. Computer assisted strength specific design. STP Soft Tail Pro suspension. Trek Pro geometry. Handmade in the USA. 3.6 lb.	Alpha FS Aluminum. Oversized, ovalized downtube. Reinforced gusseted seat tube, head tube and swingarm. Custom butted head tube. Alpha Aluminum Disc Drive compatible stays. Cold forged replaceable derailleur hanger. Oversized single pivot. Fully Independent Linkage (F.I.L.) bar. Trek Pro geometry. Handmade in the USA. 3.38 lb. mainframe.	Alpha FS Aluminum. Oversized, ovalized downtube. Reinforced gusseted seat tube, head tube and swingarm. Custom butted head tube. Alpha Aluminum Disc Drive compatible stays. Cold forged replaceable derailleur hanger. Oversized single pivot. Fully Independent Linkage (F.I.L.) bar. Trek Pro geometry. Handmade in the USA. 3.38 lb. mainframe.	Alpha FS Aluminum. Oversized, ovalized downtube. Reinforced gusseted seat tube, head tube and swingarm. Custom butted head tube. Alpha Aluminum Disc Drive compatible stays. Cold forged replaceable derailleur hanger. Oversized single pivot. Fully Independent Linkage (F.I.L.) bar. Trek Pro geometry. Handmade in the USA. 3.38 lb. mainframe.	Alpha FS Aluminum. Oversized, ovalized downtube. Reinforced gusseted seat tube, head tube and swingarm. Custom butted head tube. Alpha Aluminum Disc Drive compatible stays. Cold forged replaceable derailleur hanger. Oversized single pivot. Fully Independent Linkage (F.I.L.) bar. Trek Pro geometry. Handmade in the USA. 3.38 lb. mainframe.	OCV HC Carbon. The world's lightest, strongest frame material. Optimum Compaction Low Void carbon. Trek/VW team tested. Addition of stiff Honeycomb Nomax® between carbon skins. Alpha Aluminum Disc Drive compatible stays. Cold forged replaceable derailleur hanger. Trek Pro Race geometry. Handmade in the USA. 3.0 lb.	OCV HC Carbon. The world's lightest, strongest frame material. Optimum Compaction Low Void carbon. Trek/VW team tested. Addition of stiff Honeycomb Nomax® between carbon skins. Alpha Aluminum Disc Drive compatible stays. Cold forged replaceable derailleur hanger. Trek Pro Race geometry. Handmade in the USA. 3.0 lb.	Alpha SLR Aluminum. Super Light Race. Trek/VW team tested. Double-butted, seamless drawn tubing. Custom butted head tube. 3-D forged wishbone monostay. Stiff powerful elliptical chainstays. Alpha Aluminum Disc Drive compatible stays. Cold forged replaceable derailleur hanger. Trek Pro Race geometry. Handmade in the USA. 3.4 lb.
FORK	Rock Shox SID Race Lite suspension, 63mm travel	Rock Shox SID XC suspension, 80mm travel	Rock Shox Judy Race suspension, 80mm travel	Marzocchi Z.3 Flylight suspension, 100mm travel	Manitou SX suspension, 80mm travel	Rock Shox Judy XC suspension, 80mm travel	Rock Shox Jett elastomer and coil spring, adjustable preload, 65mm travel	Rock Shox SID Race Lite suspension, 63mm travel	Rock Shox SID SL suspension, 80mm travel	Rock Shox SID XC suspension, 80mm travel
REAR SHOCK	SID Adjust	SID Adjust	SID Adjust	Fox Vanilla	Cane Creek AD-5	Cane Creek AD-5	Fox Vanilla			
WHEELS	Rolf Propel: KAZ reinforced welded machined rims w/rear ASYM offset spoke bed design; super-light precision sealed cartridge bearing hubset; extreme butted spokes	Rolf Urraco: KAZ rims w/reinforced welded machined sidewalls and stainless steel eyelets; rear rim ASYM design technology; precision sealed cartridge bearing hubset; DT butted spokes	Rolf Dolomite: KAZ rims w/reinforced welded machined sidewalls and stainless steel eyelets; rear rim ASYM design technology; precision sealed cartridge bearing front hub; DT butted spokes	Bontrager Corvair, machine welded rims; Alloy disc specific hubs; DT 14G stainless spokes	Rolf Dolomite: KAZ rims w/reinforced welded machined sidewalls and stainless steel eyelets; rear rim ASYM design technology; precision sealed cartridge bearing front hub; DT butted spokes	Rolf Satellite: KAZ rims w/reinforced welded machined sidewalls and stainless steel eyelets; rear rim ASYM design technology; precision sealed cartridge bearing front hub; DT butted spokes	Bontrager Corvair, machine welded rims; Alloy hubs; 14G stainless spokes	Rolf Propel: KAZ reinforced welded machined rims w/rear ASYM offset spoke bed design; super-light precision sealed cartridge bearing hubset; extreme butted spokes	Rolf Dolomite: KAZ rims w/reinforced welded machined sidewalls and stainless steel eyelets; rear rim ASYM design technology; precision sealed cartridge bearing front hub; DT butted spokes	Rolf Dolomite: KAZ rims w/reinforced welded machined sidewalls and stainless steel eyelets; rear rim ASYM design technology; precision sealed cartridge bearing front hub; DT butted spokes
TIRES	Bontrager Revolt Super-X, folding, 49/48 front and rear	Bontrager Revolt Super-X, folding, 49/48 front and rear	Bontrager Revolt Super-X, folding, 49/48 front and rear	Bontrager Jones, 49/53 front, 46/50 rear	Bontrager Jones AC, folding, 49/54 front and rear	Bontrager Jones AC, folding, 49/54 front and rear	Bontrager Jones, 49/53 front, 46/50 rear	Bontrager Revolt Super-X, folding, 49/48 front and rear	Bontrager Revolt Super-X, folding, 49/48 front and rear	Bontrager Revolt Super-X, folding, 49/48 front and rear
SADDLE	Selle Italia Flite Gel, titanium/leather	Bontrager FS 2000, Cro-Moly rails	Bontrager FS 2000, Cro-Moly rails	Bontrager FS 2000, Cro-Moly rails	Bontrager FS 2000, Cro-Moly rails	Bontrager FS 2000, Cro-Moly rails	Trek ATB	Selle Italia Flite Gel, titanium/leather	Bontrager FS 2000, Cro-Moly rails	Bontrager FS 2000, Cro-Moly rails
SEATPOST	Thomson Elite	ICON Graphite	ICON Onyx	ICON Onyx	ICON Graphite	Alloy micro-adjust	Alloy micro-adjust	Thomson Elite	ICON Graphite	ICON Graphite
HANDLEBARS	ICON Sterling	ICON Graphite	ICON Onyx	ICON Onyx	ICON Graphite	ICON Stronghold	Aluminum riser	ICON Sterling	ICON Graphite	ICON Graphite
STEM	ICON Sterling	ICON Graphite	ICON Onyx	ICON Onyx	ICON Graphite	Alloy direct connect, front load	Alloy direct connect, front load	ICON Sterling	ICON Graphite	ICON Graphite
HEADSET	WTB Momentum Comp Grease Guard	Dia-Compe SAS, threadless, alloy	Dia-Compe SAS, threadless, alloy	Dia-Compe SAS, threadless, alloy	Dia-Compe SAS, threadless, alloy	Dia-Compe SE-1, threadless, sealed	Dia-Compe SE-1, threadless, sealed	WTB Momentum Comp Grease Guard	Dia-Compe SAS, threadless, alloy	Dia-Compe SAS, threadless, alloy
SHIFTERS	Shimano XTR STI	Shimano Deore XT STI	Shimano Deore LX STI	Shimano Deore LX	Shimano Deore LX	Shimano Deore LX	Shimano Alivio	Shimano XTR	Shimano Deore LX	Shimano Deore XT
FRONT DERAILLEUR	Shimano XTR	Shimano Deore XT	Shimano Deore LX	Shimano Deore LX	Shimano Deore LX	Shimano Deore LX	Shimano Alivio	Shimano XTR	Shimano Deore LX	Shimano Deore XT
REAR DERAILLEUR	Shimano XTR SGS	Shimano XTR SGS	Shimano Deore XT SGS	Shimano Deore XT	Shimano Deore XT	Shimano Deore XT	Shimano Deore LX	Shimano XTR SGS	Shimano Deore XT	Shimano XTR SGS
CRANKSET	Shimano XTR 46/34/24	ICON Graphite 44/32/22	ICON Graphite 44/32/22	ICON Onyx 44/32/22	ICON Graphite 44/32/22	ICON Obsidian 44/32/22	Shimano Acera 42/32/22	Shimano XTR 46/34/24	ICON Graphite 44/32/22	ICON Graphite 44/32/22
CASSETTE	Shimano XTR 12-34, 9spd	Shimano HG-70 11-32, 9spd	Shimano HG-70 11-32, 9spd	Shimano Deore LX 11-32, 9spd	Shimano Deore LX 11-32, 9spd	Shimano HG-50 11-32, 9spd	Shimano HG-60 11-30, 8spd	Shimano Deore LX 11-32, 9spd	Shimano Deore LX 11-32, 9spd	Shimano Deore LX 11-32, 9spd
BRAKESET	Avid S0 Max, linear pull w/Shimano XTR levers	Avid S020, linear pull w/Shimano Deore XT levers	Avid S020, linear pull w/Shimano Deore LX levers	Hayes disc, full hydraulic	Avid S010, linear pull w/Shimano Deore LX levers	Forged alloy, linear pull w/alloy levers	Forged alloy, linear pull	Avid S0 Max, linear pull w/Shimano XTR levers	Avid S020, linear pull w/Shimano Deore LX levers	Avid S020, linear pull w/Shimano Deore XT levers
PEDALS	Time ATAC carbon	Bontrager RE-1, clipless	Bontrager RE-1, clipless	Shimano M54S, clipless platform	Bontrager RE-1, clipless	Alloy ATB, clipless adaptable	ATB, alloy cage w/straps	Time ATAC carbon	Bontrager RE-1, clipless	Bontrager RE-1, clipless
ADDITIONAL COMPONENTS								ICON Sterling bar ends		

8500 LT	8000	8000 LT	8000 WSD	7000	6500	6500 WSD	6000	6000 WSD	4500	SIZES
(S) 15.5", (M) 17.5", (L) 19.5", (XL) 21.5"	(S) 15.5", (M) 17.5", (L) 19.5", (XL) 21.5"	(S) 15.5", (M) 17.5", (L) 19.5", (XL) 21.5"	(WS) 13", (WS) 17", (WM) 19"	(S) 16.5", (M) 18", 19.5", (L) 21"	(S) 16.5", (M) 18", 19.5", (L) 21"	(WS) 13", (WS) 17", (WM) 19"	(XS) 13", (S) 16.5", (M) 18", 19.5", (L) 21", (XL) 22.5"	(WS) 13", (WS) 17", (WM) 19"	(XS) 13", (S) 16.5", (M) 18", 19.5", (L) 21", (XL) 22.5"	
Candy Red	Team Blue	Metallic Slate	Team Blue	Pearl White, Metal Flake Yellow	Gloss Black; Trek Red	Blackberry	Pearl Navy; Titanium	Pearl White	Gloss Black/Candy Gold; Ball Burnished	COLORS
Alpha SLR Aluminum. Super Light Race. Trek/VW team tested. Double-butted, seamless drawn tubing. Custom butted head tube. 3-D forged wishbone monostay. Stiff powerful elliptical chainstays. Alpha Aluminum Disc Drive compatible stays. Cold forged replaceable derailleur hanger. Trek Pro Race geometry. Handmade in the USA. 3.4 lb.	Alpha SLR Aluminum. Super Light Race. Trek/VW team tested. Double-butted, seamless drawn tubing. Custom butted head tube. 3-D forged wishbone monostay. Stiff powerful elliptical chainstays. Alpha Aluminum Disc Drive compatible stays. Cold forged replaceable derailleur hanger. Trek Pro Race geometry. Handmade in the USA. 3.4 lb.	Alpha SLR Aluminum. Super Light Race. Trek/VW team tested. Double-butted, seamless drawn tubing. Custom butted head tube. 3-D forged wishbone monostay. Stiff powerful elliptical chainstays. Alpha Aluminum Disc Drive compatible stays. Cold forged replaceable derailleur hanger. Trek Pro Race geometry. Handmade in the USA. 3.4 lb.	Alpha SLR Aluminum. Super Light Race. Women's Specific Design. Double-butted, seamless drawn tubing. Custom butted head tube. 3-D forged wishbone monostay. Stiff powerful elliptical chainstays. Alpha Aluminum Disc Drive compatible stays. Cold forged replaceable derailleur hanger. WSD geometry. Handmade in the USA. 3.4 lb.	Alpha ZX Aluminum. Zero Excess material for a superior strength-weight ratio. Seamless drawn tubing. Custom butted head tube. 3-D forged wishbone monostay. Stiff powerful elliptical chainstays. Alpha Aluminum Disc Drive compatible stays. Cold forged replaceable derailleur hanger. Handmade in the USA. 3.63 lb.	Alpha ZX Aluminum. Zero Excess material for a superior strength-weight ratio. Seamless drawn tubing. Custom butted head tube. 3-D forged wishbone monostay. Stiff powerful elliptical chainstays. Alpha Aluminum Disc Drive compatible stays. Cold forged replaceable derailleur hanger. Handmade in the USA. 3.63 lb.	Alpha ZX Aluminum. Zero Excess material for a superior strength-weight ratio. Seamless drawn tubing. Custom butted head tube. 3-D forged wishbone monostay. Stiff powerful elliptical chainstays. Alpha Aluminum Disc Drive compatible stays. Cold forged replaceable derailleur hanger. Handmade in the USA. 3.63 lb.	Alpha Aluminum. Oversized aero power tubes. Wishbone monostay. Replaceable derailleur hanger. 4.2 lb.	Alpha Aluminum. Oversized aero power tubes. Wishbone monostay. Replaceable derailleur hanger. 4.2 lb.	Alpha Aluminum. Oversized aero power tubes. Wishbone monostay. Replaceable derailleur hanger. 4.2 lb.	FRAME
Marzocchi Z.3 Flylight suspension, 100mm travel	Rock Shox Judy Race suspension, 80mm travel	Rock Shox Judy Race suspension, 100mm travel	Rock Shox Judy Race, light spring suspension, 80mm travel	Manitou SX suspension, 80mm travel	Rock Shox Judy XC suspension, 63mm travel	Rock Shox Judy XC, light spring suspension, 63mm travel	Manitou Magnum suspension, 80mm travel	Manitou Magnum light spring suspension, 80mm travel	Rock Shox Jett suspension, elastomer and coil spring, adjustable preload, 65mm travel	FORK
										REAR SHOCK
Rolf Dolomite Disc: Dolomite asymmetrical disc-specific rims; Dolomite sealed hub; DT spokes	Rolf Satellite: KAZ rims w/reinforced welded machined sidewalls and stainless steel eyelets; Satellite sealed hub; DT spokes	Bontrager Corvair, machine welded rims; Alloy sealed quick release hubs; DT 14G stainless spokes	Rolf Satellite: KAZ rims w/reinforced welded machined sidewalls and stainless steel eyelets; Satellite sealed hub; DT spokes	Bontrager Superstock, machine welded rims; hubs; DT 14G stainless spokes	Bontrager Corvair, machine welded rims; Alloy sealed quick release hubs; 14G stainless spokes	Bontrager Corvair, machine welded rims; Alloy sealed quick release hubs; 14G stainless spokes	Bontrager Corvair, machine welded rims; Alloy sealed quick release hubs; 14G stainless spokes	Bontrager Corvair, machine welded rims; Alloy sealed quick release hubs; 14G stainless spokes	Alloy rims; Shimano C200 alloy rear, alloy quick release front hubs; 14G stainless spokes	WHEELS
Bontrager Jones AC, folding, 49/54 front and rear	Bontrager Jones AC, folding, 49/54 front and rear	Bontrager Jones, 49/53 front, 46/50 rear	Bontrager Jones AC, folding, 49/54 front and rear	Bontrager Jones AC, folding, 49/54 front and rear	Bontrager Jones, 49/53 front, 46/50 rear	Bontrager Jones, 49/53 front, 46/50 rear	Bontrager Jones, 49/53 front, 46/50 rear	Bontrager Jones, 49/53 front, 46/50 rear	Bontrager Jones, 49/53 front, 46/50 rear	TIRES
Bontrager FS 2000, Cro-Moly rails	Bontrager FS 2000, Cro-Moly rails	Bontrager FS 2000, Cro-Moly rails	Bontrager FS 2000, WSD	Bontrager FS 2000, Cro-Moly rails	Bontrager FS 2000, WSD	Bontrager FS 2000, WSD	Trek ATB	Trek WSD	Oasis supersoft	SADDLE
Rock Shox suspension	ICON Onyx	Tamer Post-Centric OR	ICON Onyx	ICON Onyx	Alloy micro-adjust	Alloy micro-adjust	Alloy micro-adjust	Alloy micro-adjust	Alloy micro-adjust	SEATPOST
ICON Graphite	ICON Onyx	ICON Onyx	ICON Onyx, 560 WSD	ICON Onyx	Aluminum riser	Aluminum riser	ICON Stronghold	ICON Stronghold, 560 WSD	Alloy, flat	HANDLEBARS
ICON Graphite	ICON Onyx	ICON Onyx	ICON Onyx	ICON Onyx	Alloy direct connect, front load	Alloy direct connect, front load	Alloy direct connect, front load	Alloy direct connect, front load	Alloy direct connect, front load	STEM
Dia-Compe SAS, threadless, alloy	Dia-Compe SAS, threadless, alloy	Dia-Compe SAS, threadless, alloy	Dia-Compe SAS, threadless, alloy	Dia-Compe SAS, threadless, alloy	Dia-Compe SE-1, threadless, sealed	Dia-Compe SE-1, threadless, sealed	Dia-Compe SE-1, threadless, sealed	Dia-Compe SE-1, threadless, sealed	Dia-Compe SE-1, threadless, sealed	HEADSET
Shimano Deore XT	Shimano Deore LX	Shimano Deore LX	Shimano Deore LX	Shimano Deore LX	Shimano Deore	Shimano Deore	Shimano Alivio	Shimano Alivio	Shimano EF33 E2-Fire	SHIFTERS
Shimano Deore LX	Shimano Deore LX	Shimano Deore LX	Shimano Deore LX	Shimano Deore LX	Shimano Deore	Shimano Deore	Shimano Acera	Shimano Acera	Shimano Altus	FRONT DERAILLEUR
Shimano XTR SGS	Shimano Deore XT	Shimano Deore XT	Shimano Deore XT	Shimano Deore XT	Shimano Deore LX	Shimano Deore LX	Shimano Deore LX	Shimano Deore LX	Shimano Alivio	REAR DERAILLEUR
ICON Graphite 44/32/22	ICON Graphite 44/32/22	ICON Onyx 44/32/22	ICON Graphite 44/32/22	ICON Onyx 44/32/22	ICON Obsidian 44/32/22	Shimano Acera 42/32/22	Shimano Acera 42/32/22	Shimano Altus 42/32/22	Shimano Altus 42/32/22	CRANKSET
Shimano Deore LX 11-32, 9spd	Shimano Deore LX 11-32, 9spd	Shimano Deore LX 11-32, 9spd	Shimano Deore LX 11-32, 9spd	Shimano Deore LX 11-32, 9spd	Shimano HG-50 11-32, 9spd	Shimano HG-50 11-32, 9spd	Shimano HG-50 11-30, 8spd	Shimano HG-50 11-30, 8spd	Shimano HG-50 11-30, 8spd	CASSETTE
Hayes disc, full hydraulic	Avid S020, linear pull w/Shimano Deore LX levers	Hayes disc, full hydraulic	Avid S020, linear pull w/women's reach levers	Forged alloy, linear pull	Forged alloy, linear pull w/alloy levers	Forged alloy, linear pull w/alloy levers	Forged alloy, linear pull w/alloy levers	Forged alloy, linear pull w/alloy levers	Alloy linear pull w/Shimano alloy levers	BRAKESET
Bontrager RE-1, clipless	Bontrager RE-1, clipless	Bontrager RE-1, clipless	Bontrager RE-1, clipless	Bontrager RE-1, clipless	Alloy ATB, clipless adaptable	Alloy ATB, clipless adaptable	ATB, alloy cage w/straps	ATB, alloy cage w/straps	ATB, steel cage w/straps	PEDALS
										ADDITIONAL COMPONENTS

	MOUNTAIN HARDTAIL				ROAD PERFORMANCE					
	4300	820	800	800 Sport	5500	5200	2300	2300 WSD	2200	2200 WSD
SIZES	(XS) 13", (S) 16.5", (M) 18", 19.5", (L) 21", (XL) 22.5", (WS) 17", (WL) 20"	(XS) 13", (S) 16.5", (M) 18", 19.5", (L) 21", (XL) 22.5", (WS) 17", (WL) 20"	(XS) 13", (S) 16.5", (M) 18", 19.5", (L) 21", (XL) 22.5", (WS) 17", (WL) 20"	(XS) 13", (S) 16.5", (M) 18", 19.5", (L) 21", (XL) 22.5", (WS) 17", (WL) 20"	(XS) 50cm, (S) 52cm, 54cm, (M) 56cm, 58cm, (L) 60cm, (XL) 62cm	(XS) 50cm, (S) 52cm, 54cm, (M) 56cm, 58cm, (L) 60cm, (XL) 62cm	(S) 52cm, 54cm, (M) 56cm, 58cm, (L) 60cm, (XL) 63cm	(WS) 43cm, (WS) 47cm, (WM) 52cm	(XS) 50cm, (S) 52cm, 54cm, (M) 56cm, 58cm, (L) 60cm	(WS) 43cm, (WS) 47cm, (WM) 52cm
COLORS	Gloss Black/Trek Red, Inkwell	Gloss Black/Bright Silver, Rainforest	Pearl White/Team Blue, Ice Red	Pearl Navy/Metallic Green, Blackberry, Gloss Black	Pearl White, Lance Signature Yellow	Bright Silver, Metal Flake Blue/USPS Team	Gloss Black, Metal Flake Yellow (double only)	Pearl White	Trek Red	Metallic Purple
FRAME	Alpha Aluminum. Oversized aero power tubes. Wishbone monostay. Replaceable derailleur hanger. 4.2 lb.	Trek Cro-Moly. High grade Trek engineered butted Cro-Moly steel. Excellent shock absorption.	Trek Cro-Moly. High grade Trek engineered butted Cro-Moly steel. Excellent shock absorption.	Trek high tensile steel with high grade Trek engineered swaged Cro-Moly steel seat tube. Excellent shock absorption.	OCV Carbon. The world's lightest, strongest frame material. Optimum Compaction Low Void carbon. USPS team tested. Computer assisted strength specific design. Trek Pro geometry. Handmade in the USA. 2.44 lb.	OCV Carbon. The world's lightest, strongest frame material. Optimum Compaction Low Void carbon. USPS team tested. Computer assisted strength specific design. Trek Pro geometry. Handmade in the USA. 2.44 lb.	Alpha SLR Aluminum. Super Light Race. Double-butted, seamless drawn tubing. Custom butted head tube. 3-D forged wishbone monostay. Stiff powerful elliptical chainstays. Cold forged replaceable derailleur hanger. Trek Pro geometry. Handmade in the USA. 2.9 lb.	Alpha SLR Aluminum. Women's Specific Design. Super Light Race. Double-butted, seamless drawn tubing. Custom butted head tube. 3-D forged wishbone monostay. Stiff powerful elliptical chainstays. Cold forged replaceable derailleur hanger. Trek Pro geometry. Handmade in the USA. 2.9 lb.	Alpha SL Aluminum. Super Light aluminum. Double-butted, seamless drawn tubing. Custom butted head tube. 3-D forged wishbone monostay. Stiff powerful elliptical chainstays. Cold forged replaceable derailleur hanger. Trek Pro geometry. Handmade in the USA. 2.9 lb.	Alpha SL Aluminum. Women's Specific Design. Super Light aluminum. Double-butted, seamless drawn tubing. Custom butted head tube. 3-D forged wishbone monostay. Stiff powerful elliptical chainstays. Cold forged replaceable derailleur hanger. Trek Pro geometry. Handmade in the USA. 2.9 lb.
FORK	Trek Cro-Moly ATB	SYNCH 288 suspension, elastomer and coil spring. 63mm travel	Trek Cro-Moly ATB	Trek high tensile steel ATB	ICON OCLV carbon Air Rail	ICON OCLV carbon Air Rail	ICON OCLV carbon Air Rail	ICON OCLV carbon Classic	ICON OCLV carbon Air Rail	ICON OCLV carbon Classic
REAR SHOCK										
WHEELS	Alloy rims; Alloy quick release hubs; 14G stainless spokes	Alloy rims; Alloy sealed quick release hubs; 14G stainless spokes	Alloy rims; Alloy sealed quick release hubs; 14G stainless spokes	Alloy rims; Alloy sealed quick release hubs; 14G stainless spokes	Rolf Vector Pro. KAZ reinforced welded machined rims; super-light precision cartridge bearing hubset; DT custom bladed elliptical spokes	Rolf Vector Comp. KAZ reinforced welded machined rims; lightweight precision cartridge bearing hubset; DT aero cross section spokes	Rolf Vector Comp. KAZ reinforced welded machined rims; lightweight precision cartridge bearing hubset; DT aero cross section spokes	Rolf Vector Comp. KAZ reinforced welded machined rims; lightweight precision cartridge bearing hubset; DT aero cross section spokes	Rolf Vector: KAZ reinforced welded machined rims; Vector sealed hubset; DT butted spokes	Rolf Vector: KAZ reinforced welded machined rims; Vector sealed hubset; DT butted spokes
TIRES	Continental, 26 x 1.95"	Mixed tread, 26 x 1.95"	Mixed tread, 26 x 1.95"	Mixed tread, 26 x 1.95"	Continental Grand Prix, 700 x 23c	Continental Ultra, 700 x 23c	Continental Ultra, 700 x 23c	Continental Grand Prix, 650 x 23c	Continental Super Sport, 700 x 25c	Continental Grand Prix, 650 x 23c
SADDLE	Oasis supersoft	Oasis supersoft	Oasis supersoft	Oasis supersoft	Selle Italia Flite Gel, titanium/leather	Selle Italia XO Gel, vanadium/leather	Selle Italia XO Gel, vanadium/leather	Bontrager FS 2000 WSD	Selle Italia XO Gel, vanadium/leather	Bontrager FS 2000 WSD
SEATPOST	Alloy micro-adjust	Alloy micro-adjust	Alloy micro-adjust	Alloy micro-adjust	ICON Sterling	ICON Graphite	ICON Graphite	ICON Graphite	ICON Graphite	ICON Graphite
HANDLEBARS	Alloy, flat (men's), alloy 50mm rise (women's)	30mm rise	Alloy, flat (men's), alloy 50mm rise (women's)	60mm rise	ICON Sterling	ICON Graphite	ICON Graphite	ICON Graphite	ICON Graphite	ICON Graphite
STEM	Alloy direct connect, front load	Alloy direct connect, front load	High rise, front load	High rise, front load	ICON Sterling	ICON Graphite	ICON Graphite	ICON Graphite	ICON Graphite	ICON Graphite
HEADSET	Dia-Compe SE-1, threadless, sealed	Dia-Compe SE-1, threadless, sealed	1 1/8" sealed	1 1/8" sealed	Cane Creek Tufan Aheadset, sealed	Cane Creek Aheadset, sealed	Tange Seiki Vantage, sealed	Tange Seiki DX2 alloy, sealed	Tange Seiki DX2 alloy, sealed	Tange Seiki DX2 alloy, sealed
SHIFTERS	Shimano EF33 EZ-Fire	Shimano EF28 EZ-Fire	Grip Shift ESP 5.0	Grip Shift MRX IBS	Shimano Dura-Ace, Flight Deck compatible	Shimano Ultegra STI, Flight Deck compatible	Shimano Ultegra STI, Flight Deck compatible	Shimano Ultegra STI, Flight Deck compatible	Shimano 105, Flight Deck compatible	Shimano 105, Flight Deck compatible
FRONT DERAILLEUR	Shimano Altus	Shimano Altus	Shimano Altus	Shimano Tourney	Shimano Dura-Ace	Shimano Ultegra	Shimano Ultegra	Shimano Ultegra	Shimano 105	Shimano 105
REAR DERAILLEUR	Shimano Altus	Shimano Acera	Grip Shift ESP 5.0	Shimano Acera	Shimano Dura-Ace	Shimano Ultegra	Shimano Ultegra	Shimano Ultegra GS	Shimano 105	Shimano 105
CRANKSET	Shimano Altus 42/34/24	Shimano Altus 42/34/24	Shimano Acera 42/32/22	Shimano Tourney TY30 48/38/28	Shimano Dura-Ace 53/39	Shimano Ultegra 53/39 or 52/42/30	Shimano Ultegra 53/39	Shimano Ultegra 53/39	Shimano 105 53/39 or 52/42/30	Shimano 105 52/42/30
CASSETTE	Shimano HG-50 11-30, 8spd	Shimano HG-30 11-28, 7spd	Sunrace 11-30, 8spd	Sunrace 13-28, 7spd	Shimano Dura-Ace 12-23, 9spd	Shimano Ultegra 12-25, 9spd	Shimano Ultegra 12-25, 9spd	Shimano Ultegra 12-25, 9spd	Shimano HG-70 12-25, 9spd	Shimano HG-70 12-25, 9spd
BRAKESET	Alloy linear pull w/Shimano alloy levers	Alloy linear pull w/Shimano alloy levers	Alloy linear pull w/alloy levers	Alloy linear pull w/GS IBS/nylon levers	Shimano Dura-Ace	Shimano Ultegra	Shimano Ultegra	Shimano Ultegra	Shimano 105	Shimano 105
PEDALS	ATB, steel cage	ATB, steel cage	ATB, steel cage	ATB, nylon	N/A	ICON De La Sole, clipless	ICON De La Sole, clipless	ICON De La Sole, clipless	ICON De La Sole, clipless	ICON De La Sole, clipless
ADDITIONAL COMPONENTS										

	TOURING										
	8000	2000 WSD	1200	1000	Hilo 2000	Hilo 1000	XO 1	540	520	R200	
SIZES	(S) 52cm, 54cm, (M) 56cm, 58cm, (L) 60cm, (XL) 63cm	(WS) 43cm, (WS) 47cm, (WM) 52cm	(XS) 50cm, (S) 54cm, (M) 56cm, 58cm, (L) 60cm	(XS) 43cm, 50cm, (S) 54cm, (M) 56cm, 58cm, (L) 60cm	(XS) 50cm, (S) 54cm, (M) 56cm, (L) 58cm, (XL) 60cm	(XS) 50cm, (S) 54cm, (M) 56cm, (L) 58cm, (XL) 60cm	(S) 52cm, (M) 55cm, (L) 58cm, (XL) 61cm	(S) 52cm, (M) 56cm, 58cm, (L) 60cm, (XL) 64cm	(S) 17", (M) 19", 21", (L) 23", (XL) 25"	One size	SIZES
COLORS	Blackberry	Blackberry	Metal Flake Blue	Metal Flake Yellow	Metal Flake Yellow	Metallic Purple	Candy Gold	Pearl White	Pearl Navy	Trek Red	COLORS
FRAME	Alpha SL Aluminum. Super Light aluminum. Double-butted, seamless drawn tubing. Custom butted head tube. 3-D forged wishbone monostay. Stiff powerful elliptical chainstays. Cold forged replaceable derailleur hanger. Trek Pro geometry. Handmade in the USA. 2.9 lb.	Alpha SL Aluminum. Women's Specific Design. Super Light aluminum. Double-butted, seamless drawn tubing. Custom butted head tube. 3-D forged wishbone monostay. Stiff powerful elliptical chainstays. Cold forged replaceable derailleur hanger. Trek Pro geometry. Handmade in the USA. 2.9 lb.	Alpha SL Aluminum. Super Light aluminum. Double-butted, seamless drawn tubing. Custom butted head tube. 3-D forged wishbone monostay. Stiff powerful elliptical chainstays. Cold forged replaceable derailleur hanger. Trek Pro geometry. Handmade in the USA. 2.9 lb.	Alpha Aluminum. Oversized aero power tubes. 3.1 lb.	Alpha SLR Aluminum. Double butted seamless drawn tubing. Tri frame is based on race proven, wind tunnel-tested USPS time trial bike tech. The Trek Pro Tri geometry has an aero downtube, steeper seattube and flared chainstays to keep you in a comfortable, power-generating, aerodynamic position. Handmade in the USA. 2.9 lb.	Alpha SLR Aluminum. Double butted seamless drawn tubing. Tri frame is based on race proven, wind tunnel-tested USPS time trial bike tech. The Trek Pro Tri geometry has an aero downtube, steeper seattube and flared chainstays to keep you in a comfortable, power-generating, aerodynamic position. Handmade in the USA. 2.9 lb.	Alpha SL Aluminum. Super Light aluminum. Cross Specific Frame. Double-butted, seamless drawn tubing. Custom butted head tube. 3-D forged wishbone monostay. Stiff powerful elliptical chainstays. Cold forged replaceable derailleur hanger. Trek Pro geometry. Handmade in the USA. 2.9 lb.	Alpha Aluminum. Oversized aero power tubes. Replaceable derailleur hanger. Handmade in the USA. 3.1 lb.	Trek Cro-Moly. High grade Trek engineered double butted Cro-Moly steel. Excellent shock absorption. Handmade in the USA.	Alpha Aluminum recumbent frame provides exceptional comfort over distances.	FRAME
FORK	ICON OCLV carbon Classic	ICON OCLV carbon Classic	Trek Aluminum Aero	Trek Cro-Moly Aero	Kinesis Carbon Aero 650c	Kinesis Carbon Aero 650c	Kinesis Alloy Cross	Trek Alpha aluminum	Trek Cro-Moly	Trek Cro-Moly	FORK
REAR SHOCK										Cane Creek AD-5	REAR SHOCK
WHEELS	Rolf Vector: KAZ reinforced welded machined rims; Vector sealed hubset; DT butted spokes	Rolf Vector: KAZ reinforced welded machined rims; Vector sealed hubset; DT butted spokes	Mavic rims; Shimano Sora hubs; DT 14G stainless spokes	Vuelta Airline 2, aero, eyeleted, machined rims; Alloy sealed quick release hubs; 15G stainless spokes	Rolf Vector Pro: KAZ reinforced welded machined rims; super-light precision cartridge bearing hubset; DT custom bladed elliptical spokes	Rolf Vector: KAZ reinforced welded machined rims; Vector sealed hubset; DT butted spokes	Rolf Vector: KAZ reinforced welded machined rims; Vector sealed hubset; DT butted spokes	Bontrager Fairlane, machine welded rims; Shimano Deore LX hubs; DT Champion 14G stainless spokes	Bontrager Fairlane, machine welded rims; Shimano Deore LX hubs; DT Champion 14G stainless spokes	Bontrager Maverick, machine welded rims; Bontrager Race hubs; DT 14G stainless spokes	WHEELS
TIRES	Continental Super Sport, 700 x 25c	Continental Grand Prix, 650 x 23c	Continental Super Sport, 700 x 23c	Continental Sport 1000, 700 x 25c	Continental Grand Prix, 650 x 23c	Continental Grand Prix, 650 x 23c	IRC Cross Country, 700 x 35c	Continental Top Touring, 700 x 30c	Continental Top Touring, 700 x 30c	Primo Comet, 20 x 1.35"	TIRES
SADDLE	Selle Italia XO	Bontrager FS 2000 WSD	Selle Italia XO Gel, vanadium/leather	Selle Bassano Smart	Selle Italia Flite Gel, titanium/leather	Selle Italia XO Gel, vanadium/leather	Bontrager FS Race	Selle Bassano EZ Rider, manganese/leather	Selle Bassano EZ Rider, manganese/leather	Trek Recumbent	SADDLE
SEATPOST	Alloy micro-adjust	Alloy micro-adjust	Alloy micro-adjust	Alloy micro-adjust	Thomson Elite	ICON Graphite	Alloy micro-adjust	Alloy micro-adjust	Alloy micro-adjust	N/A	SEATPOST
HANDLEBARS	ICON Sleeve Ergo	ICON Sleeve Ergo	ICON Sleeve Ergo	ICON Sleeve Ergo	ICON Sterling TT	ICON Sterling TT	ICON Sleeve Ergo	ICON Stash	ICON Sleeve Ergo	6061 aluminum ARC	HANDLEBARS
STEM	Alloy, front load	Alloy, front load	Alloy	Alloy 0° rise, front load	ICON Sterling	ICON Graphite	ICON Graphite quill, 15° rise	ICON Graphite	ICON Graphite	Trek custom alloy	STEM
HEADSET	Tange Seiki Passage, sealed	Tange Seiki Passage, sealed	Tange Seiki Passage, sealed	1" sealed	Cane Creek Aheadset, sealed	Cane Creek Aheadset, sealed	Tange Seiki Passage, sealed	Tange Seiki Vantage, sealed	Tange Seiki CDS, sealed	Tange Seiki Passage, sealed	HEADSET
SHIFTERS	Shimano Tiagra STI, Flight Deck compatible	Shimano Tiagra STI, Flight Deck compatible	Shimano Sora STI, Flight Deck compatible	Shimano Sora STI, Flight Deck compatible	Shimano Dura-Ace, bar end control	Shimano Dura-Ace, bar end control	Shimano RSX STI, dual control w/adapters	Shimano Ultegra, bar end control	Shimano Ultegra, bar end control	Grip Shift ESP 7.0	SHIFTERS
FRONT DERAILLEUR	Shimano Tiagra	Shimano Tiagra	Shimano Sora	Shimano Sora	Shimano Ultegra	Shimano 105	Shimano Nexave 401	Shimano 105	Shimano 105	Grip Shift ESP 7.0	FRONT DERAILLEUR
REAR DERAILLEUR	Shimano Tiagra GS	Shimano Tiagra GS	Shimano Sora	Shimano Sora GS	Shimano Ultegra	Shimano 105	Shimano RSX	Shimano Deore XT SGS	Shimano Deore LX	Grip Shift ESP 7.0	REAR DERAILLEUR
CRANKSET	Shimano Tiagra 52/42/30	Shimano Tiagra 52/42/30	Shimano Sora 52/42/30	CPH 52/42/30	Shimano Ultegra 53/39	Shimano 105 53/39 or 52/42/30	Shimano RX100 w/105 rings 50/39	Shimano 105 52/42/30	Shimano 105 52/42/30	Cyclone 39T w/chainguard	CRANKSET
CASSETTE	Shimano Tiagra 13-26, 9spd	Shimano Tiagra 13-26, 9spd	Shimano HG-50 13-26, 8spd	Sunrace 11-28, 8spd	Shimano Ultegra 11-23, 9spd	Shimano HG-70 11-23, 9spd	Shimano HG-50 13-26, 8spd	Shimano HG-50 11-30, 8spd	Shimano HG-50 11-30, 8spd	Shimano HG-50 11-30, 8spd	CASSETTE
BRAKESET	Shimano Sora	Shimano Sora	Shimano Sora w/combination brake/shift levers	Alloy dual pivot w/quick release w/Shimano Sora STI levers	Shimano Ultegra w/Dia-Compe BL-188 levers	Shimano 105 w/Dia-Compe BL-188 levers	Shimano STX cantilever	Avid 2.0 w/Dia-Compe 28T levers	Avid 2.0 w/Dia-Compe 28T levers	Avid w/Shimano brakes	BRAKESET
PEDALS	Alloy w/clips and straps	Alloy w/clips and straps	Alloy, road	Alloy cage w/clips and straps	N/A	N/A	Bontrager RE-L clipless	Shimano 323, semi-clipless	Shimano 323, semi-clipless	ICON 2	PEDALS
ADDITIONAL COMPONENTS					Synrace Streamliner clip-on bar	Synrace Streamliner clip-on bar			Rear rack		ADDITIONAL COMPONENTS

	CITY & BIKE PATH HYBRID								COMFORT		
	7700	7600	7500	7300	7200	720	700		Navigator 400	Navigator 300	Navigator 200
SIZES	(XS) 15", (S) 17.5", (M) 20", (L) 22.5"	(XS) 15", (S) 17.5", (M) 20", (L) 22.5"	(XS) 15", (S) 17.5", (M) 20", (L) 22.5", (WS) 15", (WS) 17"	(XS) 13", (S) 15", (M) 20", (L) 22.5", (WS) 15", (WS) 17", (WM) 20"	(XS) 15", (S) 17.5", (M) 20", (L) 22.5", (WS) 15", (WS) 17", (WM) 20"	(XS) 15", (S) 17", (M) 19", 21", (L) 23", (WS) 15", (WS) 17", (WM) 20"	(XS) 15", (S) 17", (M) 19", 21", (L) 23", (WS) 15", (WS) 17", (WM) 20"		(S) 12", (M) 14.5", (L) 16.5", (XL) 18.5", (XXL) 21", (WM) 14.5", (WL) 16.5"	(S) 12", (M) 14.5", (L) 16.5", (XL) 18.5", (XXL) 21", (WM) 14.5", (WL) 16.5"	(S) 12", (M) 14.5", (L) 16.5", (XL) 18.5", (XXL) 21", (WM) 14.5", (WL) 16.5"
COLORS	Pearl Navy	Metallic Ice Red	Pearl White; Titanium	Black Gold; Inkwell	Metallic Ice Red; Rainforest	Bright Silver	Pearl Navy; Pearl White	Inkwell	Ice Red; Gloss Black	Rainforest; Bright Silver/Metallic Slate Fade	
FRAME	Alpha ZX Aluminum. Zero Excess material for a superior strength-weight ratio. Seamless drawn tubing. Custom butted head tube. 3-D forged wishbone monostay. Stiff powerful elliptical chainstays. Cold forged replaceable derailleur hanger. 3.63 lb.	Alpha ZX Aluminum. Zero Excess material for a superior strength-weight ratio. Seamless drawn tubing. Custom butted head tube. 3-D forged wishbone monostay. Stiff powerful elliptical chainstays. Cold forged replaceable derailleur hanger. 3.63 lb.	Alpha ZX Aluminum. Zero Excess material for a superior strength-weight ratio. Seamless drawn tubing. Custom butted head tube. 3-D forged wishbone monostay. Stiff powerful elliptical chainstays. Cold forged replaceable derailleur hanger. 3.63 lb.	Alpha Aluminum. Oversized aero power tubes. Wishbone monostay. Replaceable derailleur hanger. 4.2 lb.	Alpha Aluminum. Oversized aero power tubes. Wishbone monostay. Replaceable derailleur hanger. 4.2 lb.	Trek Cro-Moly. High grade Trek engineered Cro-Moly steel. Excellent shock absorption.	Trek high tensile steel with high grade Trek engineered swaged Cro-Moly steel seat tube. Excellent shock absorption.	Alpha Aluminum. Oversized aero power tubes. Wishbone monostay. Replaceable derailleur hanger. 4.2 lb.	Alpha Aluminum. Oversized aero power tubes. Wishbone monostay. Replaceable derailleur hanger. 4.2 lb.	Alpha Aluminum. Oversized aero power tubes. Wishbone monostay. Replaceable derailleur hanger. 4.2 lb.	Alpha Aluminum. Oversized aero power tubes. Wishbone monostay. Replaceable derailleur hanger. 4.2 lb.
FORK	Rock Shox Ruby Metro suspension. 30mm travel	Rock Shox Ruby Metro suspension. 30mm travel	Trek Cro-Moly	Trek Cro-Moly	Trek Cro-Moly	Trek Cro-Moly ATB	Trek high tensile steel	SYNCH 168 suspension. elastomer and coil spring. adjustable preload. 45mm travel	Trek Cro-Moly	Trek high tensile steel	Trek high tensile steel
WHEELS	Roll Vector; KA2, reinforced welded machined rims; Vector sealed hubs; DT butted spokes	Bontrager Fairlane, machine welded rims; Bontrager Alloy, sealed hubs; 14G stainless spokes	Bontrager Fairlane, machine welded rims; Bontrager Alloy, sealed hubs; 14G stainless spokes	Bontrager Fairlane, machine welded rims; Shimano sealed hubs; 14G stainless spokes	Bontrager Fairlane, machine welded rims; Shimano sealed hubs; 14G stainless spokes	Alloy rims; Shimano rear, alloy quick release front hubs; 14G stainless spokes	Alloy rims; Alloy sealed quick release hubs; 14G stainless spokes	Vuelta Vision, double wall, eyeleted, machined rims; Shimano C201 alloy rear, alloy quick release front hubs; 15G stainless spokes	Vuelta Vision, double wall, eyeleted, machined rims; Shimano C201 alloy rear, alloy quick release front hubs; 15G stainless spokes	Alloy rims; Alloy sealed quick release hubs; 14G stainless spokes	Alloy rims; Shimano coaster rear, alloy natted front hubs; 14G stainless spokes
TIRES	Trek Invert II, 700 x 38c	Trek Invert II, 700 x 38c	Trek Invert II, 700 x 38c	Trek Invert II, 700 x 38c	Trek Invert II, 700 x 38c	Trek Invert II, 700 x 38c	Trek Invert II, 700 x 38c	Millenia Comfort, 26 x 1.95"	Millenia Comfort, 26 x 1.95"	Millenia Comfort, 26 x 1.95"	Whitewall, 26 x 2.0"
SADDLE	Oasis Super Plush	Oasis Super Plush	Oasis Super Plush	Oasis webspring comfort	Oasis webspring comfort	Oasis webspring comfort	Oasis webspring comfort	Oasis webspring comfort	Oasis webspring comfort	Oasis webspring comfort	Oasis webspring/dual spring
SEATPOST	Alloy suspension	Alloy suspension	Alloy suspension	Alloy suspension	Alloy suspension	Alloy suspension, 40mm travel, elastomer and coil, adjustable preload	Alloy suspension, 40mm travel, elastomer and coil, adjustable preload	Alloy suspension, 40mm travel, elastomer and coil, adjustable preload	Alloy suspension, 40mm travel, elastomer and coil, adjustable preload	Alloy suspension, 40mm travel, elastomer and coil, adjustable preload	Alloy suspension, 40mm travel, elastomer and coil, adjustable preload
HANDLEBARS	Alloy, 30mm rise	60mm rise	60mm rise	60mm rise	60mm rise	50mm rise	50mm rise	Alloy, 50mm rise	Alloy, 50mm rise	Alloy, 50mm rise	50mm rise
STEM	Aheadset, 25° rise	Alloy adjustable rise	Alloy adjustable rise	Alloy adjustable rise	Alloy adjustable rise	Alloy adjustable rise, front load	Alloy adjustable rise, front load	Alloy direct connect, adjustable rise, front load	Alloy adjustable rise suspension, front load	Alloy adjustable rise, front load	Alloy adjustable rise, front load
HEADSET	Dia-Compe SE-1, threadless, sealed	Tange Seiki Passage, sealed	Tange Seiki Passage, sealed	Oversize, sealed	Oversize, sealed	1" sealed	1" sealed	Dia-Compe SE-1, threadless, sealed	1 1/8" sealed	1 1/8" sealed	1 1/8" sealed
SHIFTERS	Shimano Nexave	Grip Shift Centara	Grip Shift Centara	Grip Shift Centara	Shimano C102	Shimano RS40	Shimano C102 w/dashboard	Shimano Nexave 400	Shimano RS40	Shimano C102 w/dashboard	
FRONT DERAILLEUR	Shimano Nexave 401	Shimano Nexave 301	Shimano Nexave 301	Shimano Nexave 301	Shimano Nexave 301	Shimano C102	Shimano C102	Shimano Nexave 401	Shimano C202	Shimano C102	
REAR DERAILLEUR	Shimano Nexave 401	Shimano Deore LX	Shimano Deore LX	Shimano STX-RC	Shimano C201	Shimano C201	Shimano C101	Shimano Nexave 400	Shimano C201	Shimano C101	
CRANKSET	Shimano Nexave 401 48/38/28	Shimano Nexave 401 48/38/28	Shimano Nexave 401 48/38/28	Shimano Nexave 301 48/38/28 w/chainguard	Shimano C102 48/38/28 w/chainguard	Shimano C102 48/38/28 w/chainguard	Shimano C102 48/38/28 w/chainguard	Shimano Nexave 401 48/38/28 w/chainguard	Shimano C202 48/38/28 w/chainguard	Shimano C102 48/38/28 w/chainguard	
CASSETTE	Shimano HG-50 11-30, 8spd	Shimano HG-50 11-30, 8spd	Shimano HG-50 11-30, 8spd	Shimano HG-50 11-30, 8spd	Shimano HG-50 11-30, 8spd	SunRace 11-34, 7spd	SunRace 11-34, 7spd	Shimano HG-40 11-34, 8spd	Shimano HG-40 11-34, 8spd	SunRace 13-34, 7spd	
BRAKESET	Avid S300, linear pull	Forged alloy, linear pull w/modulator w/alloy levers	Forged alloy, linear pull w/modulator w/alloy levers	Forged alloy, linear pull w/modulator w/alloy levers	Forged alloy, linear pull w/modulator w/Shimano C102 levers	Alloy linear pull w/front modulator w/alloy levers	Alloy linear pull w/front modulator w/Shimano alloy levers	Alloy linear pull w/modulators w/Shimano Nexave 400 levers	Alloy linear pull w/modulators and alloy levers	Alloy linear pull w/front modulator w/Shimano alloy levers	
PEDALS	Alloy platform w/clips and straps	Alloy platform w/clips and straps	Alloy platform w/clips and straps	Nylon ATB, sealed w/Cro-Moly axles	Nylon ATB, sealed w/Cro-Moly axles	Dual density platform	Nylon platform	Dual density platform	Dual density platform	Nylon platform	
ADDITIONAL COMPONENTS											

CRUISER		
Town & Country	Calypso	Cruiser Classic
(M) 20", (L) 23", (WS) 17"	(M) 20", (L) 23", (WS) 17"	(M) 20", (L) 23", (WS) 17"
Blue Moon	Mirror Black; Metal Flake Green	Ice Royal Blue; Ice Red
Trek engineered, high tensile steel. Comfort Cruiser geometry, strong and durable.	Trek engineered, high tensile steel. Comfort Cruiser geometry, strong and durable.	Trek engineered, high tensile steel. Comfort Cruiser geometry, strong and durable.
Trek high tensile steel	Trek high tensile steel	Trek high tensile steel
Alloy rims; Shimano Nexus 4spd rear, alloy natted front hubs; 14G stainless spokes	Alloy rims; Alloy natted hubs; 14G stainless spokes	Alloy rims; Shimano coaster rear, alloy natted front hubs; 14G stainless spokes
Whitewall, 26 x 2.0"	Whitewall, 26 x 2.0"	Whitewall, 26 x 2.0"
Oasis webspring/dual spring	Oasis webspring/dual spring	Oasis webspring/dual spring
Alloy	Alloy	Alloy
Cruiser	Cruiser	Cruiser
Alloy	Alloy	Alloy
Shimano Nexus Revo	Grip Shift MRX	N/A
N/A	N/A	N/A
Shimano Nexus	Shimano Tourney	N/A
One-piece type, 33T w/chainguard	One-piece type, 40T w/chainguard	One-piece type, 40T w/chainguard
20T, 4spd	SunRace 14-28, 6spd	18T
Shimano coaster	Alloy cantilever w/alloy levers	Shimano coaster
Nylon barefoot	Nylon barefoot	Nylon barefoot
Adjustable alloy kickstand	Adjustable alloy kickstand	Adjustable alloy kickstand

TREK INTERNATIONAL DIRECTORY

Subsidiaries

Fahrradhandel Gesellschaft mbH
Hussstrasse 29B
6130 Schwaz
Austria
Tel: (43) 5242 72440
Fax: (43) 5242 7244090

Bikeurope BV
Basicweg 14-00
3821 BR Amersfoort
The Netherlands
Tel: (31) 33 45 09 040
Fax: (31) 33 45 65 383

Trek Bicycle GmbH
Heinrich-Hertz-Str. 9
63225 Langen
Germany
Tel: (49) 6103 50700
Fax: (49) 6103 74741

Trek Japan Corporation
81 Fukae-hama-Machi
Higashinada-Ku
Kobe 658-0023
Japan
Tel: (81) 78 413 6606
Fax: (81) 78 413 6607

Trek Bicycle S.L.
Calle Guindos 19
28700 San Sebastian de los Reyes
Madrid, Spain
Tel: (34) 91 654 9011
Fax: (34) 91 654 6819

Trek Fahrrad AG
Kapp Haus
Steinackerstrasse 35
8902 Urdorf
Switzerland
Tel: (41) 1 735 85 85
Fax: (41) 1 735 85 75

Trek Bicycle Corporation Ltd.
Maldstone Road
Kingston
Milton Keynes MK10 0BE
United Kingdom
Tel: (44) 1908 282 626
Fax: (44) 1908 285 006

Offices

Bikeurope BV
Basicweg 14-00
3821 BR Amersfoort
The Netherlands
Tel: (31) 33 45 09 060
Fax: (31) 33 45 64 825

Trek Distributors

ARGENTINA
Trek Argentina S.A.
Tel: 5411 4512 1640

ARUBA
Tri - Bike Aruba
Tel: 2978 52734

AUSTRALIA
Trek Bicycles Australia
Tel: 61 2 9299 7444

BAHRAIN
Skate Shack
Tel: 973 581142/
973 697176

BERMUDA
Winner's Edge
Tel: 441 295 6012

BOLIVIA
Bicicar
Tel: 591 279 4362

BRAZIL
Trek Do Brasil Ltda.
Tel: 5511 6910 2122

BULGARIA
EMS International
Tel: 359 82 277157

CANARY ISLANDS
Adolfo Suanes SA
Tel: 349 28 22 68 12

CHILE
Sparta Deportes Limitada
Tel: 56 2 557 8840/
56 2 557 2850

COLOMBIA
Sport & Bike (Bike House)
Tel: 574 381 4500/
574 381 6113

COSTA RICA
Alpha Costa Rica
Tel: 506 296 3383

CROATIA
Rog Joma
Tel: 385 1 2304 331

CYPRUS
Goodtones Ltd.
Tel: 357 235 1617

CZECH REPUBLIC
Bretton s.r.o.
Tel: 420 2 793 5919

DENMARK
H.F. Cykler A/S
Tel: 45 86 42 38 99

ECUADOR
Bici Sport
Tel: 593 2 253 691

EL SALVADOR
La Bicicleta S.A. de C.V.
Tel: 503 243 0379

ESTONIA, LATVIA, LITHUANIA
Rademar
Tel: 372 656 3278

FINLAND
Oy Duell Bike Center Ab
Tel: 358 9 27356010

FRANCE
Sunex
Tel: 33 4 94 19 85 95

GUATEMALA
Novasport
Tel: 502 335 2435

HONDURAS
Planet Bike
Tel: 504 232 4707

HONG KONG
Chung Yung Cycle Co.
Tel: 852 2670 3639

HUNGARY
Prokero Kft.
Tel: 36 1 331 3184

ICELAND
Orninn Hjol Ltd.
Tel: 354 5 889 892

IRELAND
Centro Limited
Tel: 353 1 456 7516

ISRAEL
Cycle Trading Company Ltd.
Tel: 972 9 9513 010/
972 9 9512 882/
972 9 9506 577

ITALY
Comar Italia Spa
Tel: 39 035 302 502

KOREA
K.S. Trading Co., Ltd.
Tel: 82 2 548 5408

LEBANON
Slee Sal
Tel: 961 1 601 523/4

MEXICO
Grupo Scandi S.A. de C.V.
Tel: 525 281 0587

NEW ZEALAND
Cycle Sport New Zealand
Tel: 64 6 345 8335

NORWAY
Foss Bicycles
Tel: 47 22 38 26 36/30

PANAMA
Motor Sport Panama, S.A.
Tel: 507 236 0852

PERU
Hoz Bicicletas SA
Tel: 51 54 253 622

POLAND
Ski Team SC
Tel: 48 22 466 688

PORTUGAL
Bicimax Artigos Desportivos Lda
Tel: 351 44 553 276

PUERTO RICO
Seamount Corporation
Tel: 787 763 4369

RUSSIA
Sportex
Tel: 7 095 288 6888

SINGAPORE
Trekology Bikes 3
Tel: 65 466 2673

SLOVENIA
Bess - Pro Market
Tel: 386 61 274 135

SOUTH AFRICA
Atra Cycles South Africa
Tel: 27 11 792 2900

SWEDEN
Bike Supply AB
Tel: 46 8 760 0070

TAHITI
Tahiti Motor - Yet Sing
Tel: 689 425 352

TAIWAN
Dalux International Co., Ltd.
Tel: 886 4 835 3575

THAILAND
Probike Co. Ltd.
Tel: 662 254 1077

UNITED ARAB EMIRATES
HME Brand Management
Tel: 971 4 343 9119

URUGUAY
International Sports Ltda.
Tel: 598 278 2498

VENEZUELA
Bike Planet/Bike Pro
Tel: 582 761 7850

WEST INDIES
Trisport
Tel: 5995 43462

When it's time to attack.

TAKE THE NEXT STEP WITH PERFORMANCE UPGRADES. Designed to meet the strict standards of elite racers - including our pro racing teams - performance upgrade accessories can handle the most intense cycling environments. And take your performance off the front.



BONTRAGER RE-1™

- ▶ Proprietary off-road binding and cleat design eliminates mud clogging.
- ▶ Low profile design for easy entry/exit.
- ▶ Broad pedal platform for stability.
- ▶ Six degrees of lateral float.




HIMAL™

- ▶ Molded in-shell provides maximum weight savings.
- ▶ 18 large vents for extreme ventilation.



TEAM TREK/VW™ JERSEY/SHORTS

- JERSEY**
- ▶ 100% Polyester Air Control.
 - ▶ Made in Italy by DeMarchi, team sponsor for 1999.
- SHORTS**
- ▶ Eight-panel Lycra construction means the shorts move with you.
 - ▶ Flat-seamed baseball cut wicks away moisture for a comfortable ride.



ROLF DIETRICH (left) & FRIENDS: The Brain Trust | Philadelphia, PA

Reinventing the wheel.

How does Rolf Dietrich create his legendary wheels? He talks with his most demanding customers - pro racers like the legendary Greg LeMond (center) and USPS pro George Hincapie, whose careers rest on their wheels - about what they look for in the perfect wheel. Then he simply applies 20 years of technical expertise to make their dreams a reality.

<http://www.trekbikes.com/rolfwheels/>



ROLF WHEELS. Rolf Off Road wheel systems have the strength and stiffness to withstand the most rigorous racecourses, with the light weight to get you flying to the podium. Rolf Road wheel systems are designed to be the lightest, most aerodynamic wheel you'll ever ride.

DOLOMITE DISC (EXPERT)

- ▶ Strong, paired spoke design (24/24).
- ▶ Light (1789 grams/pair)
- ▶ Asymmetrical, disc-specific rim design.

Other Rolf off road wheelsets available: Propel (pro), Urraco (elite), Dolomite (expert) and Satellite (sport).

VECTOR COMP (ELITE)

- ▶ Fast, bladed paired spokes (18/20)
- ▶ Light (1903 grams/pair)
- ▶ Lightweight, precision cartridge-bearing hubset.

Other Rolf road wheelsets available: Vector Pro (pro) and Vector (sport).



The best bikes demand the best wheels.


Without question, wheels are the single most performance-enhancing component of a bike. Which is why you should consider upgrading to Rolf wheelsets. Rolf Dietrich has spent the better part of twenty years obsessing over every aspect of his wheels. Making them stiffer. Stronger. And, yes, lighter. So you can negotiate mile after mile with uncommon agility. Speed Guaranteed.



Fewer paired spokes, at higher tension, produce 4x the dynamic tension of other wheels, increasing wheel stiffness for precise handling and control.

With Rolf's progressive paired-spoke technology, each spoke sees only 50% of the tensioning/detensioning cycle of conventional lace patterns, doubling spoke life.

Rolf's paired spoke technology allows single cavity rims that are lighter and have less rotational inertia than deep section rims for faster, easier acceleration.



THE ESSENTIALS: Any trunk, USA

Don't leave home without 'em.

You have the ride you want. Now let Trek provide you with the essentials you need. Quality Trek essentials are specially designed to make your ride cooler, safer, more comfortable, and more fun.

<http://www.trek bikes.com/accessories/>

TREK ESSENTIALS

HELMETS

Protect the organ you use the most while enjoying any ride - your brain. Whether the places you ride require a helmet or not, using a Trek helmet should be a no-brainer. Lightweight and well-vented, it's serious safety equipment that looks and feels great.



EUPHORIA™

- ▶ All new internal shape for a great fit.
- ▶ Full Adjustable Cinch Retention System holds the helmet securely in place.
- ▶ 19 air vents and interior channels keep the head cool.
- ▶ Snap-on visor keeps out sun, dirt and rain.
- ▶ Ultra-soft webbing and rotary strap adjusters provide a comfortable and secure fit.



PHOTON™

- ▶ One of the market's lightest weight helmets.
- ▶ 26 vents maximize ventilation.
- ▶ New Cinch Retention System for precise fit.



VAPOR™

- ▶ New internal shape for a great fit.
- ▶ 19 air vents keep you cool.
- ▶ Snap-on visor keeps the sun out.
- ▶ New, ultra-soft webbing for comfort.



SCOUT YOUTH™

- ▶ New Cinch Retention System helps keep helmet properly positioned.
- ▶ 19 air vents generate ample air flow.
- ▶ Anti-pinch chin pads protect skin when securing.



LITTLE DIPPER™

- ▶ Anti-pinch chin pad protects skin when securing.
- ▶ Ear cut outs comfortably fit over ears.
- ▶ Eight air vents keep heads cool.
- ▶ New ultra-soft webbing for maximum comfort.

TREK ESSENTIALS

GLOVES

Your hands keep you in control. Keep them warm, dry and well-protected with well-padded Trek gloves. Your Trek dealer has lots of styles to choose from.



BRUSH BEATER™

- ▶ 3/4-finger glove gives you great knuckle coverage.
- ▶ Amara™ palm designed with padding where needed.
- ▶ Sculpted PVC vinyl knuckle and back padding keep knuckles safe.
- ▶ Elastic mesh finger back panel for flexibility and cooling.



ABSORB GEL™

- ▶ Gel palm provides optimal shock absorption.
- ▶ Synthetic leather palm is machine washable.
- ▶ Reinforced forefinger construction prevents wear.
- ▶ Adjustable closure on back of wrist for snug fit.



CHAINSLAP™

- ▶ Full-finger provides protection and warmth.
- ▶ Waterproof Amara synthetic leather palm is durable and keeps you dry.
- ▶ Gummy Amara "Wrap Tight" thumb and forefinger construction gives longer life.
- ▶ Perforated back and palm for breathability and venting.
- ▶ Inner wrist Velcro™ fastener eliminates constructive bands for a more comfortable fit.



CLUB GLOVE™

- ▶ Stretch back and fourchettes provide the most universal fit.
- ▶ Leather palm is durable, abrasion resistant, and the color won't bleed.
- ▶ Reinforced forefinger construction prevents wear, and gives better shift and brake control.



FAST EDDY™

- ▶ Cool, light and fast.
- ▶ 3/4 mesh back or complete breathability.
- ▶ 1/4 terry back for absorbency.
- ▶ Padded Amara palm is completely washable.

TREK ESSENTIALS

CYCLING CLOTHES

Once you try 'em, you'll never go back. Special, strategically-placed padding and moisture-wicking fabric help you get the most out of your ride.



FACTORY TEAM™ JERSEY/SHORTS

- JERSEY**
 - 100% Polyester Air Control.
 - Made in Italy by DeMarchi, team sponsor for 1999.
- SHORTS**
 - Eight-panel Lycra construction means the shorts move with you.
 - Flat-seamed baseball cut wicks away moisture for a comfortable ride.



CLUB JERSEY™

- Microdri, closed mesh jersey fabric is lightweight and comfortable.
- Long zipper allows for better venting and makes jersey easier to get on and off.
- Relaxed cut for the active rider who does not want a competition fit.
- A separate fit for men and women means a better fit for you.



MEN'S TRAIL RIDING SHORTS™

- Trail Cloth outer shell fabric is lightweight and durable.
- Full nylon/Lycra spandex cycling short liner.
- Contoured seams provide an anatomical fit.
- Plenty of secure pockets provide carrying capacity.



CLUB SHORTS™

- Anatomically designed six-panel construction curves with you.
- Separate fit for men and women.
- Hydrofil pad with flat seams prevents chafing and wicks away moisture.



EVO SHORTS™

- Polyester on the inside wicks moisture away from your skin and the nylon face offers added abrasion resistance.
- Eight-panel, 8 oz. Lycra creates a contoured, comfortable fit.
- Extra long back rise is perfect for riding position.
- Flat seams for added comfort.



TREK ESSENTIALS

HYDRATION

Staying hydrated is the key to a safe, comfortable ride. And you won't find a better return on investment anywhere.



WATER BOTTLES™

- Triple seal top for leak-proof drinking.
- Wide mouth design fits ice cubes and makes for easy cleaning.
- Inverted flow allows for easy drinking.
- Available in 20 and 26 ounce sizes.



FLAT BELLY CAGE™

- Firmly holds bottles in place while reducing scuffing.
- Side entry/exit is perfect for small bike frames.
- Two-piece mounting bracket offers strength.
- Lifetime warranty.



H2O BACKPACK™

- Compact and lightweight design.
- Expandable main sleeve for full-size bladder.
- Half sleeve for second bladder or gear.
- Separate pockets for emergency tools.
- Fits most popular hydration bladders.

TREK ESSENTIALS

LUBES

Your bike's got plenty of moving parts. If you keep those parts well conditioned and lubricated, your bike will give you years of epic cycling experiences.



WET LUBES™

- Polymer additives bond to chain in even the wettest conditions.
- Added level of corrosion and rust protection.

DRY LUBES™

- Dirt and dust build up minimized with dry formula.
- Specially formulated for bicycle chains used in dry conditions.

TREK ESSENTIALS

PUMPS

Start your rides out right. Spend a little time up front putting the right level of air pressure in your tires, and you'll enjoy huge performance and enjoyment dividends.



WRENCH FORCE® AIR DADDY FLOOR PUMP

- Pressure gauge is easily visible.
- Large base keeps the pump stable.
- Super durable aluminum barrel.
- Dual head fits both Presta and Schrader valves with no adapters.
- Extra long hose for use with a repair stand.



ATB ALUMINUM PUMP™

- Pivoting handle makes it comfortable to use.
- Rugged aluminum barrel stands up to all kinds of abuse.
- Built-in tire levers, Fast Patches and spoke wrench for emergency repairs.
- Schrader and Presta valve adaptable.



TRAILERS

Enjoy family rides with members of the family who are too young to ride. Durable and light, trailers keep infants and young children comfortable and protected from the elements.



CC RYDER™

- Carries two children comfortably and securely in a lightweight aluminum trailer.
- Lightweight spoked wheels with quick release for speedy disassembly.
- New quick release hitch system gets you on the road faster than ever.
- Easily folds for storage or transportation.
- Wheels fit inside while folded.
- Ventilation keeps passengers comfortable.
- Limited lifetime warranty.



TRANSIT DELUXE
(FOLDED)

TRANSIT DELUXE™

- Carries two children comfortably and securely in a lightweight aluminum trailer.
- Lightweight spoked wheels with quick release for speedy disassembly.
- New quick release hitch system gets you on the road faster than ever.
- Easily folds for storage or transportation.
- Wheels fit inside while folded.
- Ventilation keeps passengers comfortable.
- Limited lifetime warranty.



TRANSIT™

- Carries up to two children.
- Extra durable mag wheels.
- New quick release hitch gets you on the road faster than ever.
- Five-point safety harness holds passengers comfortably in place.
- Stroller and jogger conversion kit available.



ROCKET™

- High performance jogging stroller converts to a single passenger trailer.
- Fully enclosed fabric body offers complete protection from wheels and debris.
- Rear cargo net for extra storage.
- Adjustable handlebar fits all sizes of runners.
- Parking brake makes sure the stroller stays in place.

COMPUTERS

Bike computers are powerful - they do everything but your taxes. Track your current and average speeds, or how far you've traveled. It can even keep tabs on the temperature. All in one compact, easy to use unit.



WIRELESS™

- No cords for fast set-up.
- 2 functions, including Dual Trip Distance and Pacer, provide optimal feedback.
- Large screen and large numbers are easy on your eyes.



RADAR 2.0™

- Designed for maximum performance.
- 16 functions at your fingertips.
- Temperature Gauge is standard (as always), along with new Back Light feature.

LIGHTS

Make yourself visible to others and keep the path ahead of you fully illuminated. A must for riders who are in the saddle between dusk and dawn.



DISCO TECH TAIL LIGHT™

- The ultimate safety tail light ready for the commuter.
- Super bright LED visible to 4000 feet.
- Seatpost mount, pocket clip and 2 "AAA" batteries are included.
- Durable waterproof case.



NORTHERN LIGHT SET™

- Northern Light Headlight and Disco Tech Tail Light together in value pack.
- Batteries included for each light.



CELESTIAL HEADLIGHT SET™

- Celestial Headlight and Disco Tail Light in a value pack.
- Batteries included for both lights.

SADDLES

The right saddle makes all the difference to a ride. It's simple - if you're more comfortable, you'll ride longer and more often. And get more enjoyment from your cycling experiences.



BONTRAGER FS 2000 LEATHER™

- The patented FS design supports rails on an elastomer bumper at the front of the saddle to increase comfort when sitting on the "nose" during technical climbs.
- The trademark Bontrager cut at the rear wings makes it much easier to slide off the back of the saddle during technical descents.
- Tested and endorsed by world renowned urologist Dr. Marc Goldstein.
- Shown to reduce pressure on the perineal zone.
- Pressure-relieving center groove will not bunch when compressed.



BONTRAGER FS 2000™

- Tested and endorsed by world renowned urologist Dr. Marc Goldstein.
- Designed specifically for a woman's anatomy.
- Employs the patented Bontrager "clipped corners" design at the rear of the saddle for easy exit and re-entry during technical descents.
- A drop nose for easy transitions when climbing or sprinting.



OASIS MD™

- Designed by world renowned urologist Dr. Marc Goldstein to reduce genital numbness which can cause permanent injury.
- Added width at rear with ischial depressions places riders' weight on the ischial tuberosities and decreases pressure on the perineal area.



OASIS COMFORT SADDLE™

- Super soft, gel padding.
- Men's and Women's sizes.
- Steel rails.
- A great seat for the money.



LOCKS

Wherever you store or park your bike, a quality lock keeps it safe from the people who'd be more than happy to take it off your hands.



DREADLOCKS
CABLE LOCK

- ▶ Vinyl cover protects the frame's finish.
- ▶ Convenient frame/seatpost mounting bracket.
- ▶ 24-hour Key Replacement Program.
- ▶ Dust cover protects key mechanism.



ALI BABA™ U-LOCK
HIGH SECURITY

- ▶ Center located key cylinder confounds thieves.
- ▶ Heat-treated high-quality steel crossbar and shackle for supreme durability.
- ▶ Rotating dust cover keeps out dirt and grime from the lock cylinder.
- ▶ Optional \$1000 anti-theft guarantee.
- ▶ 24-hour Key Replacement Program.



TOOLS

The right tools keep your bike performing like the day you bought it. Trek offers a complete selection of Wrench Force® tools, stands and other equipment that are durable and specially crafted to work with your bike.



FOLDING HEX WITH SCREWDRIVERS™

- ▶ Compact folding wrench has 2, 3, 4, 5, 6 hex wrenches as well as #2 Phillips and 1/8" flat blade screwdrivers in one tool.
- ▶ Works well with Mini Cliffler Wrench 8/10mm to adjust cantilever brakes.



MULTI TOOL™

- ▶ More than a dozen tools in one small package.
- ▶ Everything you need for emergency repairs.
- ▶ Quality, investment cast construction.



Y WRENCH™

- ▶ Ergonomic acetate handle is tough and very comfortable.
- ▶ Long hex bits work on most dual control levers.
- ▶ Heat-treated tool steel hex bits are molded in place and will not strip out.

BAGS

Keep your stuff safely tucked away under your seat and out of the way. There are plenty of rear bag sizes to choose from so you can pick the one that fits your storage needs.



DELUXE REAR TRUNK RACK™

- ▶ Secures to rear racks for convenient storage.
- ▶ Expands from 750 to 950 cu. in. (12,292 to 15,570cc) capacity.
- ▶ Fully insulated main compartment with two side pockets and an adjustable divider in main compartment.
- ▶ Reinforced rack straps and zipper flaps for added protection in wet weather.



TREK LIMITED LIFETIME WARRANTY

Ride Trek, and ride the BEST WARRANTY.

Trek Bicycle Corporation provides each original retail purchaser of the bicycle a lifetime warranty against defects in materials and workmanship in the bicycle frame and rigid fork when purchased from an authorized Trek dealer. Trek Bicycle Corporation likewise warrants all original parts on the bicycle, excluding suspension forks and rear shock absorbers, for a period of one year from the date of purchase. Suspension forks and rear shock absorbers shall be covered by the stated warranty of their original manufacturers. Paint and decals are warranted for one year. This warranty is expressly limited to the repair or replacement of a defective frame, fork, or defective part and is the sole remedy of the warranty. This warranty applies only to the original owner and is not transferable. Claims under this warranty must be made through an authorized Trek dealer. Proof of purchase is required. A warranty registration card must be completed and received by the Trek Bicycle Corporation before a warranty claim may be processed.

This warranty covers bicycles and components outside the United States only if purchased through an authorized international Trek distributor or Trek dealer within the country of purchase. The warranty does not cover normal wear and tear, improper assembly or follow-up maintenance, installation of parts or accessories not originally intended or compatible with the bicycle as sold, damage or failure due to accident, misuse or neglect, or modification of the frame, fork or components.


Trek Bicycle Corporation shall not be responsible for incidental or consequential damages. Some states do not allow the exclusion of incidental or consequential damages, so the above exclusion may not apply to you. This warranty gives the consumer specific legal rights, and those rights may vary from place to place. This warranty does not affect the statutory rights of the consumer.

All photos, illustrations and specifications contained in this catalog are based on the latest production information at the time of publication. Trek reserves the right to make changes at any time, without notice, in colors, materials, equipment, specifications and models. Any variations in colors shown are due to the reproductive variations of the printing process. Photos may include non-U.S. equipment. Some models may be shown with optional equipment. Off road bike weights based on medium or off road frame size. Road bike weights based on 56cm frame size.

Special thanks to all who kept the faith alive to create Real Bikes Real People. Props go out to:

Our fearless leaders: Dick Burke, John Burke, Michael Meyer, and Rick Meyer. The Wilcoxon crew who gave them some more: Mark Andrews, Chad Bailey, Tom Barry, Barbara Barkley, Lisa Burke, The Demo Guys, Anne Docter, Antonio Garcia, George Hantelstein, Kala Hantelstein, John Lippert, Joe Mendi, James Peters, John Riley, Krista Schneider, Patsy Kelly, Joe Vukobratovic and Jon Watts. Trek sponsored riders who know it's more than a lifestyle, it's a way of life: Lance, you worked us till you died, but you blew us away this year. Merci Lance! - Hanton, Dodge, Sutter and Team A-M, for reaching deep to bring Real Bikes Real People to life. - Our featured Real People: Lance Armstrong, Steve Brown, Katie Compton, James de Vries, Jon & Victoria Dolan, David Goulet, Chris Eubank, Brandon Goss, Sue Haywood, Day Huchler, Joshua Hoffman, Matt Kelly, The Leschleson family, Ruthie Matthes and David Tatum. Thank you for letting us tell your stories. - Our photographers, for bringing the "People" to the people: Dan Campbell, Bob Cooksey, Mark Goulette, Tim Able Green, John Laptad, Sean Laughlin, Michael Leachman, Brian Matley, Bob McKeown, Neal Paudyal, Doug Penstinger, Mark Salevsky, Graham Watson and Stephen Wynn. - Our engineers and others, who worked patiently while we made a dream (and a bike) come true. - The thousands of people we met along the way who love their Trek bikes: you are the heart and soul of Real Bikes Real People.

©1999 Trek Bicycle Corporation. All rights reserved.



TREK BICYCLE CORPORATION 801 West Madison Street | P.O. Box 183 | Waterloo, WI 53594

BULK RATE
U.S. POSTAGE PAID
OCONOMOWOC, WI
PERMIT NO. 15

TREK
WWW.TREKBIKES.COM

Lance Armstrong & friend at the 1999 Ride For The Roses.

YEAR 2000